



**ESTD.:2001**

**Sri Sai Institute of Technology and Science  
(UGC-Autonomous)**

(Approved by AICTE, New Delhi & Affiliated to JNTUA, Ananthapuramu)

**Rayachoty – 516 270, Annamayya (Dist.) - (A.P.)**

(Accredited by NAAC with B+ Grade)

**B.TECH. IN ELECTRONICS & COMMUNICATION ENGINEERING  
COURSE STRUCTURE & SYLLABI**

(Applicable from the academic year 2025-26 onwards)

**ESTD.:2001**

S.No.	Course Name	Category	L-T-P-C
1	Physical Activities -- Sports, Yoga and Meditation, Plantation	MC	0-0-6-0
2	Career Counselling	MC	2-0-2-0
3	Orientation to all branches -- career options, tools, etc.	MC	3-0-0-0
4	Orientation on admitted Branch -- corresponding labs, tools and platforms	EC	2-0-3-0
5	Proficiency Modules & Productivity Tools	ES	2-1-2-0
6	Assessment on basic aptitude and mathematical skills	MC	2-0-3-0
7	Remedial Training in Foundation Courses	MC	2-1-2-0
8	Human Values & Professional Ethics	MC	3-0-0-0
9	Communication Skills -- focus on Listening, Speaking, Reading, Writing skills	BS	2-1-2-0
10	Concepts of Programming	ES	2-0-2-0

ESTD.:2001

**B.Tech. – I Year I Semester**

S.No.	Course code	Title	L/D	T	P	Credits
1	25A00HS006T	Engineering Physics	3	0	0	3
2	25A00HS003T	Linear Algebra & Calculus	3	0	0	3
3	25A00ES008T	Basic Electrical & Electronics Engineering	3	0	0	3
4	25A03ME009T	Engineering Graphics	1	0	4	3
5	25A05CS005T	Introduction to Programming	3	0	0	3
6	25A05CS004P	IT Workshop	0	0	2	1
7	25A00HS006P	Engineering Physics Lab	0	0	2	1
8	25A00ES008P	Electrical & Electronics Engineering Workshop	0	0	3	1.5
9	25A05CS005P	Computer Programming Lab	0	0	3	1.5
10	25A00HS002L	NSS/NCC/Scouts & Guides/Community Service	-	-	1	0.5
<b>Total</b>			<b>13</b>	<b>00</b>	<b>15</b>	<b>20.5</b>

**B.Tech. – I Year II Semester**

S.No.	Course code	Title	L	T	P	Credits
1	25A00HS001T	Communicative English	2	0	0	2
2	25A00HS002T	Chemistry	3	0	0	3
3	25A00HS007T	Differential Equations & Vector Calculus	3	0	0	3
4	25A00ES004T	Basic Civil & Mechanical Engineering	3	0	0	3
5	25A02EE001T	Network Analysis	3	0	0	3
6	25A00HS001P	Communicative English Lab	0	0	2	1
7	25A00HS002P	Chemistry Lab	0	0	2	1
8	25A03ME003P	Engineering Workshop	0	0	3	1.5
9	25A02EE001P	Network Analysis Lab	0	0	3	1.5
10	25A00HS001L	Health and wellness, Yoga and Sports	-	-	1	0.5
<b>Total</b>			<b>14</b>	<b>0</b>	<b>11</b>	<b>19.5</b>

ESTD.:2001

## I Year B.Tech. ECE – I Semester

L	T	P	C
3	0	0	3

**(25A00HS006T) ENGINEERING PHYSICS**

(Common for all branches of Engineering)

**Course Objectives:**

- To bridge the gap between the Physics in school at 10+2 level and UG level engineering courses by identifying the importance of the optical phenomenon like interference, diffraction etc,
- Enlightening the periodic arrangement of atoms in crystalline solids and concepts of quantum mechanics,
- Introduce novel concepts of dielectric and magnetic materials, physics of semiconductors.

**Course Outcomes:**

CO1: Analyze the **Phenomenon** of intensity variation of light due to interference, diffraction and polarization

CO2: Familiarize with the basics of crystals and their structures, **XRD techniques**.

CO3: Summarize various types of polarization of dielectrics and classify the magnetic materials.

CO4: Explain the basic concepts of Quantum Mechanics and the band theory of solids.

CO5: Identify the type of semiconductor using Hall Effect.

**UNIT I Wave Optics****10 hours**

**Interference:** Introduction - Principle of superposition –Interference of light - **Conditions for sustained Interference** - Interference in thin films (Reflection Geometry) & applications - Colours in thin films- Newton’s Rings, Determination of wavelength and refractive index.

**Diffraction:** Introduction - Fresnel and Fraunhofer diffractions - Fraunhofer diffraction due to single slit, double slit & N-slits (Qualitative) – Diffraction Grating - Dispersive power and resolving power of Grating (Qualitative).

**Polarization:** Introduction -Types of polarization - Polarization by reflection, refraction and Double refraction - Nicol’s Prism -Half wave and Quarter wave plates.

**UNIT II Crystallography and X-ray diffraction****10 hours**

**Crystallography: Introduction** Space lattice, Basis, Unit Cell and lattice parameters – Bravais Lattices – crystal systems (3D) – coordination number - packing fraction of SC, BCC & FCC - Miller indices – separation between successive (hkl) planes.

**X-ray diffraction: Introduction** Bragg’s law - X-ray Diffractometer – crystal structure determination by Laue’s and powder methods - **applications**

**UNIT III Dielectric and Magnetic Materials****10 hours**

**Dielectric Materials:** Introduction - Dielectric polarization - Dielectric polarizability, Susceptibility, Dielectric constant and Displacement Vector – Relation between the electric vectors - Types of polarizations- Electronic (Quantitative), Ionic (Quantitative) and Orientation polarizations (Qualitative) - Lorentz internal field - Clausius- Mossotti equation - complex dielectric constant – Frequency dependence of polarization – dielectric loss - **applications**

**Magnetic Materials:** Introduction - Magnetic dipole moment - Magnetization-Magnetic susceptibility and permeability – Atomic origin of magnetism - Classification of magnetic materials: Dia, para, Ferro, anti-ferro & Ferri magnetic materials - Domain concept for Ferromagnetism & Domain walls (Qualitative) - Hysteresis - soft and hard magnetic materials - **applications**

**UNIT IV Quantum Mechanics and Free electron Theory** **10 hours**

**Quantum Mechanics:** Dual nature of matter – Heisenberg’s Uncertainty Principle – Significance and properties of wave function – Schrodinger’s time independent and dependent wave equations– Particle in a one-dimensional infinite potential well - **applications.**

**Free Electron Theory:** Classical free electron theory (Qualitative with discussion of merits and demerits) – Quantum free electron theory – electrical conductivity based on quantum free electron theory - Fermi-Dirac distribution - Density of states - Fermi energy

**UNIT V Semiconductors** **10 hours**

**Semiconductors:** Formation of energy bands – classification of crystalline solids - Intrinsic semiconductors: Density of charge carriers – Electrical conductivity – Fermi level – Extrinsic semiconductors: density of charge carriers – dependence of Fermi energy on carrier concentration and temperature - Drift and diffusion currents – Einstein’s equation – **Direct and indirect band gap of semiconductors-Hall effect and its applications-Formation of p-n junction in forward and reverse bias .**

**Textbooks:**

1. A Text book of Engineering Physics, M. N. Avadhanulu, P.G.Kshirsagar& TVS Arun Murthy, S. Chand Publications, 11th Edition 2019.
2. Engineering Physics - D.K.Bhattacharya and Poonam Tandon, Oxford press (2015)

**Reference Books:**

1. Engineering Physics - B.K. Pandey and S. Chaturvedi, Cengage Learning 2021.
2. Engineering Physics - Shatendra Sharma, Jyotsna Sharma, Pearson Education, 2018.
3. Engineering Physics” - Sanjay D. Jain, D. Sahasrabudhe and Girish, University Press. 2010
4. Engineering Physics - M.R. Srinivasan, New Age international publishers (2009).

**Web Resources:**<https://www.loc.gov/rr/scitech/selected-internet/physics.html>

ESTD.:2001

## I Year B.Tech. ECE – I Semester

L	T	P	C
3	0	0	3

**(2500HS003T) LINEAR ALGEBRA & CALCULUS**  
(Common to All Branches of Engineering)

**Course Objectives:**

- To equip the students with standard concepts and tools at an intermediate to advanced level mathematics to develop the confidence and ability among the students to handle various real-world problems and their applications.

**Course Outcomes:** At the end of the course, the student will be able to

**CO1:** Develop and use of matrix algebra techniques that are needed by engineers for the practical applications.

**CO2:** Utilize mean value theorems to real life problems.

**CO3:** Familiarize with functions of several variables which is useful in optimization.

**CO4:** Learn important tools of calculus in higher dimensions.

**CO5:** Familiarize with double and triple integrals of functions of several variables in two dimensions using Cartesian and polar coordinates and in three dimensions using cylindrical and spherical coordinates.

**UNIT I      Matrices****10 hours**

Rank of a matrix by echelon form, normal form, **normal form in PAQ**, Cauchy–Binet formulae (without proof). Inverse of Non- singular matrices by Gauss-Jordan method, System of linear equations: **Consistency and inconsistency of system of equations**, Solving system of Homogeneous and Non-Homogeneous equations by Gauss elimination method. **Iterative Methods:** Jacobi and Gauss Seidel Iteration Methods.

**UNIT II      Eigen values, Eigenvectors and Orthogonal Transformation****11 hours**

**Review of Vector Spaces and Sub Spaces**, Eigen values, Eigenvectors and their properties, Diagonalization of a matrix, Cayley- Hamilton Theorem (without proof), finding inverse and power of a matrix by Cayley- Hamilton Theorem, Quadratic forms and Nature, **Signature and Index** of the Quadratic Forms, Reduction of Quadratic form to canonical forms by Orthogonal Transformation.

**UNIT III      Calculus****10 hours**

Mean Value Theorems: Rolle’s Theorem, Lagrange’s mean value theorem with their geometrical interpretation, Cauchy’s mean value theorem, Taylor’s and Maclaurin theorems with remainders (without proof), Problems and applications on the above theorems.

**UNIT IV Partial differentiation and Applications (Multi variable calculus)****10 hours**

Functions of several variables: Continuity and Differentiability, Partial derivatives, total derivatives, chain rule, Directional derivative, Taylor’s and Maclaurin’s series expansion of functions of two variables. Jacobians, Functional dependence, maxima and minima of functions of two variables, method of Lagrange multipliers.

**UNIT V Multiple Integrals (Multi variable Calculus)****10 hours**

Double integrals: **Evaluation of double integrals in Cartesian and polar coordinates**, change of order of integration, triple integrals: **Evaluation of triple integrals**, change of variables to polar, cylindrical and spherical coordinates. Finding areas (by double integrals) and volumes (by double integrals and triple integrals).

**Textbooks:**

1. Higher Engineering Mathematics, B.S.Grewal, Khanna Publishers, **2020, 45th Edition.**
2. Advanced Engineering Mathematics, Erwin Kreyszig, John Wiley & Sons, 2018, 10<sup>th</sup> Edition.

**Reference Books:**

1. Thomas Calculus, George B. Thomas, Maurice D. Weir and Joel Hass, Pearson Publishers, 2018, 14<sup>th</sup> Edition.
2. Advanced Engineering Mathematics, R. K. Jain and S. R. K. Iyengar, Alpha Science International Ltd., 2021 5<sup>th</sup> Edition (9th reprint).
3. Advanced Modern Engineering Mathematics, Glyn James, Pearson publishers, 2018, 5<sup>th</sup> Edition.
4. Advanced Engineering Mathematics, Micheael Greenberg, Pearson publishers, 9<sup>th</sup> Edition.
5. Higher Engineering Mathematics, H. K Das, Er. Rajnish Verma, S. Chand Publications, 2014, Third Edition (Reprint 2021).
6. Text Book of Engineering Mathematics, N.P. Bali and Manish Goyal, Lakshmi Publications, Reprint 2008.



**ESTD.:2001**

## I Year B.Tech. ECE – I Semester

L	T	P	C
3	0	0	3

**(25A00ES008T) BASIC ELECTRICAL & ELECTRONICS ENGINEERING**  
(Common to All branches of Engineering)

**Course Objectives**

To expose to the field of electrical & electronics engineering, laws and principles of electrical/ electronic engineering and to acquire fundamental knowledge in the relevant field.

**Course Outcomes:** After the completion of the course students will be able to

**Course Outcomes:**

**On successful completion of the course, Student will be able to**

**CO1:**Apply KVL & KCL to AC & DC Circuits to determine the various electrical parameters. (L3)

**CO2:**Explain the construction and working principles of electrical machines and measuring instruments, and compare their functions and applications in practical scenarios. (L4)

**CO3:** Distinguish between various power generation systems and evaluate domestic energy consumption to calculate electricity bills and implement appropriate electrical safety measures.(L4)

**PART A: BASIC ELECTRICAL ENGINEERING**

**UNIT I DC & AC Circuits**

**DC Circuits:** Electrical circuit elements (R, L and C), Ohm's Law and its limitations, KCL & KVL, series, parallel, series-parallel circuits, Super Position theorem, Simple numerical problems.

**AC Circuits:** A.C. Fundamentals: Equation of AC Voltage and current, waveform, time period, frequency, amplitude, phase, phase difference, average value, RMS value, form factor, peak factor, Voltage and current relationship with phasor diagrams in R, L, and C circuits, Concept of Impedance, Active power, reactive power and apparent power, Concept of power factor (Simple Numerical problems).

**UNIT II Machines and Measuring Instruments**

**Machines:** Construction, principle and operation of (i) DC Motor, (ii) DC Generator, (iii) Single Phase Transformer, (iv) Three Phase Induction Motor and (v) Alternator, Applications of electrical machines.

**Measuring Instruments:** Construction and working principle of Permanent Magnet Moving Coil (PMMC), Moving Iron (MI) Instruments and Wheat Stone bridge.

ESTD.:2001

**UNIT III Energy Resources, Electricity Bill & Safety Measures**

**Energy Resources:** Conventional and non-conventional energy resources; Layout and operation of various Power Generation systems: Hydel, Nuclear, Solar & Wind power generation.

**Electricity bill:** Power rating of household appliances including air conditioners, PCs, Laptops, Printers, etc. Definition of “unit” used for consumption of electrical energy, two-part electricity tariff, calculation of electricity bill for domestic consumers.

**Equipment Safety Measures:** Working principle of Fuse and Miniature circuit breaker (MCB), merits and demerits. Personal safety measures: Electric Shock, Earthing and its types, Safety Precautions to avoid shock.

**Textbooks:**

1. Basic Electrical Engineering, D. C. Kulshreshtha, Tata McGraw Hill, 2019, First Edition
2. Power System Engineering, P.V. Gupta, M.L. Soni, U.S. Bhatnagar and A. Chakrabarti, Dhanpat Rai & Co, 2013
3. Fundamentals of Electrical Engineering, Rajendra Prasad, PHI publishers, 2014, Third Edition

**Reference Books:**

1. Basic Electrical Engineering, D. P. Kothari and I. J. Nagrath, Mc Graw Hill, 2019, Fourth Edition
2. Principles of Power Systems, V.K. Mehtha, S.Chand Technical Publishers, 2020
3. Basic Electrical Engineering, T. K. Nagsarkar and M. S. Sukhija, Oxford University Press, 2017
4. Basic Electrical and Electronics Engineering, S. K. Bhattacharya, Person Publications, 2018, Second Edition.

**Web Resources:**

1. <https://nptel.ac.in/courses/108105053>
2. <https://nptel.ac.in/courses/108108076>
3. <https://archive.nptel.ac.in/courses/108/105/108105053>

**PART B: BASIC ELECTRONICS ENGINEERING****Course Objectives:**

This course provides the student with the fundamental skills to understand the principles of digital electronics, basics of semiconductor devices like diodes & transistors, characteristics and its applications.

**Course Outcomes:**

- CO1: Apply the concept of science and mathematics to understand the working of diodes, transistors, and their applications.
- CO2: Explain the characteristics of diodes and transistors.
- CO3: Familiarize with the number systems, codes, Boolean algebra and logic gates.
- CO4: Understand the working mechanism of different combinational, sequential circuits and their role in the digital systems.

**UNIT I SEMICONDUCTOR DEVICES**

Introduction - Evolution of electronics -Vacuum tubes to nano electronics - Characteristics of PN Junction Diode- Zener Effect- Zener Diode and its Characteristics. **LED and its Characteristics**, Bipolar Junction Transistor - CB, CE, CC Configurations and Characteristics- Elementary Treatment of Small Signal CE Amplifier.

**UNIT II BASIC ELECTRONIC CIRCUITS AND INSTRUMENTATION**

**Rectifiers and power supplies:** Block diagram description of a dc power supply, working of a full wave bridge rectifier, capacitor filter (no analysis), working of simple zener voltage regulator. **Block diagram of an electronic instrumentation system, Block diagram of Public Address system, Basic Principle of CE amplifier, Circuit diagram and working of RC coupled amplifier.**

**UNIT III DIGITAL ELECTRONICS**

Overview of Number Systems, Logic gates including Universal Gates, BCD codes, Excess-3 code, Gray code, Hamming code. Boolean Algebra, Basic Theorems and properties of Boolean Algebra, **Two and Three Variable K-Maps**, Truth Tables and Functionality of Logic Gates – NOT, OR, AND, NOR, NAND, XOR and XNOR. Simple combinational circuits–Half and Full Adder, Half and Full Subtractors, Introduction to sequential circuits: SR Latch, SR Flip Flop, JK Flip Flop D and T Flip Flop.

**Textbooks:**

1. R. L. Boylestad & Louis Nashlesky, Electronic Devices & Circuit Theory, Pearson Education, 2021.
2. R. P. Jain, Modern Digital Electronics, 4<sup>th</sup> Edition, Tata Mc Graw Hill, 2009

**Reference Books:**

1. R. S. Sedha, A Textbook of Electronic Devices and Circuits, S. Chand & Co, 2010.
2. Santiram Kal, Basic Electronics- Devices, Circuits and IT Fundamentals, Prentice Hall, India, 2002.
3. R. T. Paynter, Introductory Electronic Devices & Circuits – Conventional Flow Version, Pearson Education, 2009.

ESTD.:2001

**I Year B.Tech. ECE – I Semester**

L	T	P	C
1	0	4	3

**(25A03ME009) ENGINEERING GRAPHICS**  
**(Common to All branches of Engineering)**

**Course Objectives:**

- To enable the students with various concepts like dimensioning, conventions and standards related to Engineering Drawing
- To impart knowledge on the projection of points, lines and plane surfaces
- To improve the visualization skills for better understanding of projection of solids
- To develop the imaginative skills of the students required to understand Section of solids and Developments of surfaces.
- To make the students understand the viewing perception of a solid object in Isometric and Perspective projections.

**Course Outcomes:**

CO1: Understand the principles of engineering drawing, including engineering curves, scales, orthographic and isometric projections.

CO2: Draw and interpret orthographic projections of points, lines, planes and solids in front, top and side views.

CO3: Understand and draw projection of solids in various positions in first quadrant.

CO4: Explain principles behind development of surfaces.

CO5: Prepare isometric and perspective sections of simple solids.

**UNIT I**

**Introduction:** Lines, Lettering and Dimensioning, Geometrical Constructions and Constructing regular polygons by general methods.

**Curves:** construction of ellipse, parabola and hyperbola by general, Cycloids, Involutives, Normal and tangent to Curves.

**Scales:** Plain scales, diagonal scales and vernier scales.

**UNIT II**

**Orthographic Projections:** Reference plane, importance of reference lines or Plane, Projections of a point situated in any one of the four quadrants.

**Projections of Straight Lines:** Projections of straight lines parallel to both reference planes, perpendicular to one reference plane and parallel to other reference plane, inclined to one reference plane and parallel to the other reference plane. Projections of Straight Line Inclined to both the reference planes

ESTD.:2001

**Projections of Planes:** regular planes Perpendicular to both reference planes, parallel to one reference plane and inclined to the other reference plane; plane inclined to both the reference planes.

### UNIT III

**Projections of Solids:** Types of solids: Polyhedra and Solids of revolution. Projections of solids in simple positions: Axis perpendicular to horizontal plane, Axis perpendicular to vertical plane and Axis parallel to both the reference planes, Projection of Solids with axis inclined to one reference plane and parallel to another plane.

### UNIT IV

**Sections of Solids:** Perpendicular and inclined section planes, Sectional views and True shape of section, Sections of solids in simple position only.

**Development of Surfaces:** Methods of Development: Parallel line development and radial line development. Development of a cube, prism, cylinder, pyramid and cone.

### UNIT V

**Conversion of Views:** Conversion of isometric views to orthographic views; Conversion of orthographic views to isometric views.

**Computer graphics:** Creating 2D&3D drawings of objects including PCB and Transformations using Auto CAD (*Not for end examination*).

#### Textbook:

1. N. D. Bhatt, Engineering Drawing, Charotar Publishing House, 2016.
2. Engineering Drawing, K.L. Narayana and P. Kannaiah, Tata McGraw Hill, 2013

#### Reference Books:

1. Engineering Drawing, M.B. Shah and B.C. Rana, Pearson Education Inc, 2009.
2. Engineering Drawing with an Introduction to AutoCAD, Dhananjay Jolhe, Tata McGraw Hill, 2017.
3. Engineering Drawing, K.R. Gopal Krishnan Subash Publication Vol 1&2 Combined 2017

ESTD.:2001

## I Year B.Tech. ECE – I Semester

L	T	P	C
3	0	0	3

**(25A05CS005T) INTRODUCTION TO PROGRAMMING**  
(Common to All branches of Engineering)

**Course Objectives:**

- To introduce students to the fundamentals of computer programming.
- To provide hands-on experience with coding and debugging.
- To foster logical thinking and problem-solving skills using programming.
- To familiarize students with programming concepts such as data types, control structures, functions, and arrays.
- To encourage collaborative learning and teamwork in coding projects.

**Course Outcomes:** A student after completion of the course will be able to

CO1: Understand basics of computers, the concept of algorithm and algorithmic thinking.

CO2: Analyze a problem and develop an algorithm to solve it.

CO3: Implement various algorithms using the C programming language.

CO4: Understand more advanced features of C language.

CO5: Develop problem-solving skills and the ability to debug and optimize the code.

**UNIT I Introduction to Programming and Problem Solving**

History of Computers, Basic organization of a computer: ALU, input-output units, memory, program counter, Introduction to Programming Languages, Basics of a Computer Program- Algorithms, flowcharts (Using Dia Tool), pseudo code, **Program Development Life Cycle** Introduction to Compilation and Execution, Primitive Data Types, Variables, and Constants, Basic Input and Output, Operations, Type Conversion, and Casting.

Problem solving techniques: Algorithmic approach, characteristics of algorithm, Problem solving strategies: Top-down approach, Bottom-up approach, Time and space complexities of algorithms.

**UNIT II Control Structures**

Simple sequential programs Conditional Statements (if, if-else, switch), Loops (for, while, do-while) Break and Continue, **goto statements, Nested Loops**

**UNIT III Arrays and Strings**

Arrays indexing, memory model, programs with array of integers, two dimensional arrays, Introduction to Strings, **String handling functions, and Command line arguments.**

**UNIT IV Pointers & User Defined Data types**

Pointers, dereferencing and address operators, pointer and address arithmetic, array manipulation using pointers, User-defined data types-Structures and Unions. **Dynamic Memory Allocation, Storage classes – auto, register, static, extern.**

**UNIT V Functions & File Handling**

Introduction to Functions, Function Declaration and Definition, Function call Return Types and Arguments, **Recursion, Parameter Passing techniques**, modifying parameters inside functions using pointers, arrays as parameters. Scope and Lifetime of Variables, Basics of File Handling

**Note:** The syllabus is designed with C Language as the fundamental language of implementation.

**Textbooks:**

1. "The C Programming Language", Brian W. Kernighan and Dennis M. Ritchie, Prentice-Hall, 1988
2. Schaum's Outline of Programming with C, Byron S Gottfried, McGraw-Hill Education, 1996
3. **Programming in C by E. Balaguruswamy,9e, McGraw-Hill education, 2024.**

**Reference Books:**

1. Computing fundamentals and C Programming, Balagurusamy, E., McGraw-Hill Education, 2008.
2. Programming in C, Rema Theraja, Oxford, 2016, 2<sup>nd</sup> edition
3. C Programming, A ProblemSolving Approach, Forouzan, Gilberg, Prasad, CENGAGE, 3<sup>rd</sup> edition



**ESTD.:2001**

**I Year B.Tech. ECE – I Semester**

L	T	P	C
0	0	2	1

**(25A05CS004P) IT WORKSHOP**  
(Common to all branches of Engineering)

**Course Objectives:**

- To introduce the internal parts of a computer, peripherals, I/O ports, connecting cables
- To demonstrate configuring the system as Dual boot both Windows and other Operating Systems Viz. Linux, BOSS
- To teach basic command line interface commands on Linux.
- To teach the usage of Internet for productivity and self-paced life-long learning
- To introduce Compression, Multimedia and Antivirus tools and Office Tools such as Word processors, Spread sheets and Presentation tools.

**Course Outcomes:**

- CO1: Perform Hardware troubleshooting.  
 CO2: Understand Hardware components and inter dependencies.  
 CO3: Safeguard computer systems from viruses/worms.  
 CO4: Document/ Presentation preparation.  
 CO5: Perform calculations using spreadsheets.

**PC Hardware & Software Installation**

**Task 1:** Identify the peripherals of a computer, components in a CPU and its functions. Draw the block diagram of the CPU along with the configuration of each peripheral and submit to your instructor.

**Task 2:** Every student should disassemble and assemble the PC back to working condition. Lab instructors should verify the work and follow it up with a Viva. Also students need to go through the video which shows the process of assembling a PC. A video would be given as part of the course content.

**Task 3:** Every student should individually install MS windows on the personal computer. Lab instructor should verify the installation and follow it up with a Viva.

**Task 4:** Every student should install Linux on the computer. This computer should have windows installed. The system should be configured as dual boot (VMWare) with both Windows and Linux. Lab instructors should verify the installation and follow it up with a Viva

**Task 5:** Every student should install BOSS on the computer. The system should be configured as dual boot (VMWare) with both Windows and BOSS. Lab instructors should verify the installation and follow it up with a Viva

**Internet & World Wide Web**

**Task1:** Orientation & Connectivity Boot Camp: Students should get connected to their Local Area Network and access the Internet. In the process they configure the TCP/IP setting. Finally students should demonstrate, to the instructor, how to access the websites and email.

If there is no internet connectivity preparations need to be made by the instructors to simulate the WWW on the LAN.

**Task 2:** Web Browsers, Surfing the Web: Students customize their web browsers with the LAN proxy settings, bookmarks, search toolbars and pop up blockers. Also, plug-ins like Macromedia Flash and JRE for applets should be configured.

**Task 3:** Search Engines & Netiquette: Students should know what search engines are and how to use the search engines. A few topics would be given to the students for which they need to search on Google. This should be demonstrated to the instructors by the student.

**Task 4:** Cyber Hygiene: Students would be exposed to the various threats on the internet and would be asked to configure their computer to be safe on the internet. They need to customize their browsers to block pop ups, block active x downloads to avoid viruses and/or worms.

### **LaTeX and WORD**

**Task 1 – Word Orientation:** The mentor needs to give an overview of La TeX and Microsoft (MS) office or equivalent (FOSS) tool word: Importance of La TeX and MS office or equivalent (FOSS) tool Word as word Processors, Details of the four tasks and features that would be covered in each, Using La TeX and word – Accessing, overview of toolbars, saving files, Using help and resources, rulers, format painter in word.

**Task 2:** Using La TeX and Word to create a project certificate. Features to be covered:- Formatting Fonts in word, Drop Cap in word, Applying Text effects, Using Character Spacing, Borders and Colors, Inserting Header and Footer, Using Date and Time option in both La TeX and Word.

**Task 3:** Creating project abstract Features to be covered:-Formatting Styles, Inserting table, Bullets and Numbering, Changing Text Direction, Cell alignment, Footnote, Hyperlink, Symbols, Spell Check, Track Changes.

**Task 4:** Creating a Newsletter: Features to be covered:- Table of Content, Newspaper columns, Images from files and clipart, Drawing toolbar and Word Art, Formatting Images, Textboxes, Paragraphs and Mail Merge in word.

### **EXCEL**

**Excel Orientation:** The mentor needs to tell the importance of MS office or equivalent (FOSS) tool Excel as a Spreadsheet tool, give the details of the four tasks and features that would be covered in each. Using Excel – Accessing, overview of toolbars, saving excel files, Using help and resources.

**Task 1:** Creating a Scheduler - Features to be covered: Gridlines, Format Cells, Summation, auto fill, Formatting Text

**Task 2:** Calculating GPA -. Features to be covered:- Cell Referencing, Formulae in excel – average, std. deviation, Charts, Renaming and Inserting worksheets, Hyper linking, Count function,

### **LOOKUP/VLOOKUP**

**Task 3:** Split cells, freeze panes, group and outline, Sorting, Boolean and logical operators, Conditional formatting

**POWER POINT**

**Task 1:** Students will be working on basic power point utilities and tools which help them create basic power point presentations. PPT Orientation, Slide Layouts, Inserting Text, Word Art, Formatting Text, Bullets and Numbering, Auto Shapes, Lines and Arrows in PowerPoint.

**Task 2:** Interactive presentations - Hyperlinks, Inserting –Images, Clip Art, Audio, Video, Objects, Tables and Charts.

**Task 3:** Master Layouts (slide, template, and notes), Types of views (basic, presentation, slide slotter, notes etc), and Inserting – Background, textures, Design Templates, Hidden slides.

**AI TOOLS – ChatGPT**

**Task 1:** Prompt Engineering: Experiment with different types of prompts to see how the model responds. Try asking questions, starting conversations, or even providing incomplete sentences to see how the model completes them.

- Ex: Prompt: "You are a knowledgeable AI. Please answer the following question: What is the capital of France?"

**Task 2:** Creative Writing: Use the model as a writing assistant. Provide the beginning of a story or a description of a scene, and let the model generate the rest of the content. This can be a fun way to brainstorm creative ideas

- Ex: Prompt: "In a world where gravity suddenly stopped working, people started floating upwards. Write a story about how society adapted to this new reality."

**Task 3:** Language Translation: Experiment with translation tasks by providing a sentence in one language and asking the model to translate it into another language. Compare the output to see how accurate and fluent the translations are.

- Ex: Prompt: "Translate the following English sentence to French: 'Hello, how are you doing today?'"

**Reference Books:**

1. Comdex Information Technology course tool kit, Vikas Gupta, WILEY Dream tech, 2003
2. The Complete Computer upgrade and repair book, Cheryl A Schmidt, WILEY Dream tech, 2013, 3rd edition
3. Introduction to Information Technology, ITL Education Solutions limited, Pearson Education, 2012, 2<sup>nd</sup> edition
4. PC Hardware - A Handbook, Kate J. Chase, PHI (Microsoft)
5. LaTeX Companion, Leslie Lamport, PHI/Pearson.
6. IT Essentials PC Hardware and Software Companion Guide, David Anfinson and Ken Quamme. – CISCO Press, Pearson Education, 3<sup>rd</sup> edition
7. IT Essentials PC Hardware and Software Labs and Study Guide, Patrick Regan– CISCO Press, Pearson Education, 3<sup>rd</sup> edition

ESTD.:2001

## I Year B.Tech. ECE – I Semester

L	T	P	C
0	0	2	1

**(25A00HS006P) ENGINEERING PHYSICS LAB**  
(Common to All Branches of Engineering)

**Course Objectives:**

To study the concepts of optical phenomenon like interference, diffraction etc., recognize the importance of energy gap in the study of conductivity and Hall effect in semiconductors and study the parameters and applications of dielectric and magnetic materials by conducting experiments.

**Course Outcomes:** The students will be able to

CO1: Operate optical instruments like travelling microscope and spectrometer.

CO2: Estimate the wavelengths of different colours using diffraction grating.

CO3: Plot the intensity of the magnetic field of circular coil carrying current with distance.

CO4: Calculate the band gap of a given semiconductor.

CO5: Identify the type of semiconductor using Hall effect.

**List of Experiments:**

1. Determination of radius of curvature of a given Plano-convex lens by Newton's rings.
2. Determination of wavelengths of different spectral lines in mercury spectrum using diffraction grating in normal incidence configuration.
3. Verification of Brewster's law
4. Determination of dielectric constant using charging and discharging method.
5. Study the variation of B versus H by magnetizing the magnetic material (B-H curve).
6. Determination of wavelength of Laser light using diffraction grating.
7. Estimation of Planck's constant using photoelectric effect.
8. Determination of the resistivity of semiconductors by four probe methods.
9. Determination of energy gap of a semiconductor using p-n junction diode.
10. Magnetic field along the axis of a current carrying circular coil by Stewart Gee's Method.
11. Determination of Hall voltage and Hall coefficient of a given semiconductor using Hall effect.
12. Determination of temperature coefficients of a thermistor.
13. Determination of acceleration due to gravity and radius of Gyration by using a compound pendulum.
14. Determination of magnetic susceptibility by Kundt's tube method.
15. Determination of rigidity modulus of the material of the given wire using Torsional pendulum.
16. Sonometer: Verification of laws of stretched string.
17. Determination of young's modulus for the given material of wooden scale by non-uniform bending (or double cantilever) method.
18. Determination of Frequency of electrically maintained tuning fork by Melde's experiment.
19. **Fraunhofer diffraction due to single slit.**

**Note:** Any **TEN** of the listed experiments are to be conducted. Out of which any **TWO** experiments may be conducted in virtual mode.

**References:**

1. A Textbook of Practical Physics - S. Balasubramanian, M.N. Srinivasan, S. Chand Publishers, 2017.
2. Practicle Physics by K.Venugopalan,Vimal Saraswat,Himanshu Publications, 1<sup>st</sup>,January 2018.
3. Lab manual Physics, R Rangarajan, R P Manchanda, R K Gupta, Rajesh Kumar Neena Sinha- New Saraswati House.
4. <http://vlab.amrita.edu/index.php> -Virtual Labs, Amrita University

**Web Resources**

- [www.vlab.co.in](http://www.vlab.co.in)
- <https://phet.colorado.edu/en/simulations/filter?subjects=physics&type=html,prototype>



ESTD.:2001

**I Year B.Tech. ECE – I Semester**

L	T	P	C
0	0	3	1.5

**(25A000ES008P) ELECTRICAL & ELECTRONICS ENGINEERING WORKSHOP**  
**(Common to All branches of Engineering)**

**Course Objectives:**

To impart knowledge on the fundamental laws & theorems of electrical circuits, functions of electrical machines and energy calculations.

**Course Outcomes:**

**CO1:** Understand the Electrical circuit design concept; measurement of resistance, power, power factor; concept of wiring and operation of Electrical Machines and Transformer.

**CO2:** Apply the theoretical concepts and operating principles to derive mathematical models for circuits, Electrical machines and measuring instruments; calculations for the measurement of resistance, power and power factor.

**CO3:** Apply the theoretical concepts to obtain calculations for the measurement of resistance, power and power factor.

**CO4:** Analyse various characteristics of electrical circuits, electrical machines and measuring instruments.

**CO5:** Design suitable circuits and methodologies for the measurement of various electrical parameters; Household and commercial wiring.

**Activities:**

1. Familiarization of commonly used Electrical & Electronic Workshop Tools: Bread board, Solder, cables, relays, switches, connectors, fuses, Cutter, plier, screwdriver set, wire stripper, flux, knife/blade, soldering iron, de-soldering pump etc.
  - Provide some exercises so that hardware tools and instruments are learned to be used by the students.
2. Familiarization of Measuring Instruments like Voltmeters, Ammeters, multimeter, LCR-Q meter, Power Supplies, CRO, DSO, Function Generator, Frequency counter.
  - Provide some exercises so that measuring instruments are learned to be used by the students.
3. Components:
  - Familiarization/Identification of components (Resistors, Capacitors, Inductors, Diodes, transistors, IC's etc.) – Functionality, type, size, colour coding package, symbol, cost etc.
  - Testing of components like Resistor, Capacitor, Diode, Transistor, ICs etc. - Compare values of components like resistors, inductors, capacitors etc with the measured values by using instruments

ESTD.:2001

**PART A: ELECTRICAL ENGINEERING LAB****List of experiments:**

1. Verification of KCL and KVL
2. Verification of Superposition theorem
3. Measurement of Resistance using Wheat stone bridge
4. Magnetization Characteristics of DC shunt Generator
5. Measurement of Power and Power factor using Single-phase wattmeter
6. Measurement of Earth Resistance using Megger
7. Calculation of Electrical Energy for Domestic Premises

**Reference Books:**

1. Basic Electrical Engineering, D. C. Kulshreshtha, Tata McGraw Hill, 2019, First Edition
2. Power System Engineering, P.V. Gupta, M.L. Soni, U.S. Bhatnagar and A. Chakrabarti, Dhanpat Rai & Co, 2013
3. Fundamentals of Electrical Engineering, Rajendra Prasad, PHI publishers, 2014, Third Edition

**Note:** Minimum Six Experiments to be performed.

**PART B: ELECTRONICS ENGINEERING LAB****Course Objectives:**

- To impart knowledge on the principles of digital electronics and fundamentals of electron devices & its applications.

**Course Outcomes:** At the end of the course, the student will be able to

CO1: Identify & testing of various electronic components.

CO2: Understand the usage of electronic measuring instruments.

CO3: Plot and discuss the characteristics of various electron devices.

CO4: Explain the operation of a digital circuit.

**List of Experiments:**

1. Plot V-I characteristics of PN Junction diode A) Forward bias B) Reverse bias.
2. Plot V – I characteristics of Zener Diode and its application as voltage Regulator.
3. Implementation of half wave and full wave rectifiers
4. Plot Input & Output characteristics of BJT in CE and CB configurations
5. Frequency response of CE amplifier.
6. Simulation of RC coupled amplifier with the design supplied
7. Verification of Truth Table of AND, OR, NOT, NAND, NOR, Ex-OR, Ex-NOR gates using ICs.
8. Verification of Truth Tables of S-R, J-K & D flip flops using respective ICs.

Tools / Equipment Required: DC Power supplies, Multi meters, DC Ammeters, DC Voltmeters, AC Voltmeters, CROs, all the required active devices.

**References:**

1. R. L. Boylestad & Louis Nashlesky, Electronic Devices & Circuit Theory, Pearson Education, 2021.
2. R. P. Jain, Modern Digital Electronics, 4<sup>th</sup> Edition, Tata Mc Graw Hill, 2009
3. R. T. Paynter, Introductory Electronic Devices & Circuits – Conventional Flow Version, Pearson Education, 2009.

Note: Minimum Six Experiments to be performed. All the experiments shall be implemented using both Hardware and Software.



ESTD.:2001

## I Year B.Tech. ECE – I Semester

L	T	P	C
0	0	3	1.5

**(25A05CS005P) COMPUTER PROGRAMMING LAB**  
(Common to All branches of Engineering)

**Course Objectives:**

The course aims to give students hands – on experience and train them on the concepts of the C- programming language.

**Course Outcomes:**

CO1: Read, understand, and trace the execution of programs written in C language.

CO2: Select the right control structure for solving the problem.

CO3: Develop C programs which utilize memory efficiently using programming constructs like pointers.

CO4: Develop, Debug and Execute programs to demonstrate the applications of arrays, functions, basic concepts of pointers in C.

**UNIT I****WEEK 1**

**Objective:** Getting familiar with the programming environment on the computer and writing the first program.

**Suggested Experiments/Activities:**

**Tutorial 1:** Problem-solving using Computers.

**Lab1:** Familiarization with programming environment

- i) Basic Linux environment and its editors like Vi, Vim & Emacs etc. **MS-DOS Environment and its commands**
- ii) Exposure to Turbo C, gcc
- iii) Writing simple programs using printf(), scanf()

**WEEK 2**

**Objective:** Getting familiar with how to formally describe a solution to a problem in a series of finite steps both using textual notation and graphic notation.

**Suggested Experiments /Activities:**

**Tutorial 2:** Problem-solving using Algorithms and Flow charts.

**Lab 1:** Converting algorithms/flow charts into C Source code.

Developing the algorithms/flowcharts for the following sample programs

- i) Sum and average of 3 numbers
- ii) Conversion of Fahrenheit to Celsius and vice versa
- iii) Simple interest calculation
- iv) **Find out area of a circle**

**WEEK 3**

**Objective:** Learn how to define variables with the desired data-type, initialize them with appropriate values and how arithmetic operators can be used with variables and constants.

**Suggested Experiments/Activities:**

**Tutorial 3:** Variable types and type conversions:

**Lab 3:** Simple computational problems using arithmetic expressions.

- i) Finding the square root of a given number
- ii) Finding compound interest
- iii) Area of a triangle using heron's formulae
- iv) Distance travelled by an object
- v) **Find out  $e = mc^2$**

**UNIT II****WEEK 4**

**Objective:** Explore the full scope of expressions, type-compatibility of variables & constants and operators used in the expression and how operator precedence works.

**Suggested Experiments/Activities:**

**Tutorial4:** Operators and the precedence and as associativity:

**Lab4:** Simple computational problems using the operator' precedence and associativity

- i) Evaluate the following expressions.
  - a.  $A+B*C+(D*E) + F*G$
  - b.  $A/B*C-B+A*D/3$
  - c.  $A+++B---A$
  - d.  $J= (i++) + (++i)$
- ii) Find the maximum of three numbers using conditional operator
- iii) Take marks of 5 subjects in integers, and find the total, average in float

**WEEK 5**

**Objective:** Explore the full scope of different variants of “if construct” namely if-else, null-else, if-else if\*-else, switch and nested-if including in what scenario each one of them can be used and how to use them. Explore all relational and logical operators while writing conditionals for “if construct”.

**Suggested Experiments/Activities:**

**Tutorial 5:** Branching and logical expressions:

**Lab 5:** Problems involving if-then-else structures.

- i) Write a C program to find the max and min of four numbers using if-else.
- ii) Write a C program to generate electricity bill.
- iii) Find the roots of the quadratic equation.
- iv) Write a C program to simulate a calculator using switch case.
- v) Write a C program to find the given year is a leap year or not.
- vi) **Write a C program to find out the given number is even or odd**
- vii) **Write C program to find out the given phone number is valid or not**
- viii) **Write C program to find out the given number is positive or negative**

**WEEK 6**

**Objective:** Explore the full scope of iterative constructs namely while loop, do-while loop and for loop in addition to structured jump constructs like break and continue including when each of these statements is more appropriate to use.

**Suggested Experiments/Activities:****Tutorial 6:** Loops, while and for loops**Lab 6:** Iterative problems e.g., the sum of series

- i) Find the factorial of given number using any loop.
- ii) Find the given number is a prime or not.
- iii) Compute sine and cos series
- iv) Checking a number palindrome
- v) Construct a pyramid of numbers.
- vi) **Find out sum of individual digits of a given positive integer**
- vii) **Find out the given number is strong number or not.**

**UNIT III****WEEK 7:**

**Objective:** Explore the full scope of Arrays construct namely defining and initializing 1-D and 2-D and more generically n-D arrays and referencing individual array elements from the defined array. Using integer 1-D arrays, explore search solution linear search.

**Suggested Experiments/Activities:****Tutorial 7:** 1 D Arrays: searching.**Lab 7:** 1D Array manipulation, linear search

- i) Find the min and max of a 1-D integer array.
- ii) Perform linear search on 1D array.
- iii) The reverse of a 1D integer array
- iv) Find 2's complement of the given binary number.
- v) Eliminate duplicate elements in an array.
- vi) **Find out smallest and biggest element in an 1D Float Array.**
- vii) **Count frequency of each element.**

**WEEK 8:**

**Objective:** Explore the difference between other arrays and character arrays that can be used as Strings by using null character and get comfortable with string by doing experiments that will reverse a string and concatenate two strings. Explore sorting solution bubble sort using integer arrays.

**Suggested Experiments/Activities:****Tutorial 8:** 2 D arrays, sorting and Strings.**Lab 8:** Matrix problems, String operations, Bubble sort

- i) Addition of two matrices
- ii) Multiplication two matrices
- iii) Sort array elements using bubble sort
- iv) Concatenate two strings without built-in functions
- v) Reverse a string using built-in and without built-in string functions
- vi) **String palindrome or not**

**UNIT IV****WEEK9:**

**Objective:** Explore pointers to manage a dynamic array of integers, including memory allocation & value initialization, resizing changing and reordering the contents of an array and memory de-allocation using malloc (), calloc (), realloc () and free () functions. Gain experience processing command-line arguments received by C

**Suggested Experiments/Activities:****Tutorial 9:** Pointers, structures and dynamic memory allocation**Lab 9:** Pointers and structures, memory dereference.

- i) Write a C program to find the sum of a 1D array using malloc()
- ii) Write a C program to find the total, average of n students using structures
- iii) Enter n students data using calloc() and display failed students list
- iv) Read student name and marks from the command line and display the student details along with the total.
- v) Write a C program to implement realloc()
- vi) **C program to calculate employee gross salary using structures**

**WEEK 10:****Objective:** Experiment with C Structures, Unions, bit fields and self-referential structures (Singly linked lists) and nested structures**Suggested Experiments/Activities:****Tutorial 10:** Bitfields, Self-Referential Structures, Linked lists**Lab10 :** Bitfields, linked lists

Read and print a date using dd/mm/yyyy format using bit-fields and differentiate the same without using bit- fields

- i) Create and display a singly linked list using self-referential structure.
- ii) Demonstrate the differences between structures and unions using a C program.
- iii) Write a C program to shift/rotate using bitfields.
- iv) Write a C program to copy one structure variable to another structure of the same type.
- v) **Demonstrate nested structures using a C program.**

**UNIT V****WEEK 11:****Objective:** Explore the Functions, sub-routines, scope and extent of variables, doing some experiments by parameter passing using call by value. Basic methods of numerical integration**Suggested Experiments/Activities:****Tutorial 11:** Functions, call by value, scope and extent,**Lab 11:** Simple functions using call by value, solving differential equations using Eulers theorem.

- i) Write a C function to calculate NCR value.
- ii) Write a C function to find the length of a string.
- iii) Write a C function to transpose of a matrix.
- iv) Write a C function to demonstrate numerical integration of differential equations using Euler's method

**WEEK 12:****Objective:** Explore how recursive solutions can be programmed by writing recursive functions that can be invoked from the main by programming at-least five distinct problems that have naturally recursive solutions.**Suggested Experiments/Activities:****Tutorial 12:** Recursion, the structure of recursive calls**Lab 12:** Recursive functions

- i) Write a recursive function to generate Fibonacci series.

- ii) Write a recursive function to find the lcm of two numbers.
- iii) Write a recursive function to find the factorial of a number.
- iv) Write a C Program to implement Ackermann function using recursion.
- v) Write a recursive function to find the sum of series.
- vi) **Write a program in C to calculate the sum of numbers from 1 to n using recursion**

**WEEK 13:**

**Objective:** Explore the basic difference between normal and pointer variables, Arithmetic operations using pointers and passing variables to functions using pointers

**Suggested Experiments/Activities:**

**Tutorial 13:** Call by reference, dangling pointers

**Lab 13:** Simple functions using Call by reference, Dangling pointers.

- i) Write a C program to swap two numbers using call by reference.
- ii) Demonstrate Dangling pointer problem using a C program.
- iii) Write a C program to copy one string into another using pointer.
- iv) Write a C program to find no of lowercase, uppercase, digits and other characters using pointers.

**WEEK14:**

**Objective:** To understand data files and file handling with various file I/O functions. Explore the differences between text and binary files.

**Suggested Experiments/Activities:**

**Tutorial 14:** File handling

**Lab 14:** File operations

- i) Write a C program to write and read text into a file.
- ii) Write a C program to write and read text into a binary file using fread() and fwrite()
- iii) Copy the contents of one file to another file.
- iv) Write a C program to merge two files into the third file using command-line arguments.
- v) Find no. of lines, words and characters in a file
- vi) Write a C program to print last n characters of a given file.

**Textbooks:**

1. Ajay Mittal, Programming in C: A practical approach, Pearson.
2. Byron Gottfried, Schaum's Outline of Programming with C, McGraw Hill
3. Programming in C by E. Balaguruswamy, 9e, McGraw-Hill education, 2024.

**Reference Books:**

1. Brian W. Kernighan and Dennis M. Ritchie, The C Programming Language, Prentice-Hall of India
2. C Programming, A Problem-Solving Approach, Forouzan, Gilberg, Prasad, CENGAGE

ESTD.:2001

**I Year B.Tech. ECE – I Semester**

L	T	P	C
0	0	1	0.5

**(25A00HS002L) NSS/NCC/SCOUTS & GUIDES/COMMUNITY SERVICE**  
**(Common to All branches of Engineering)**

**Course Objectives:**

The objective of introducing this course is to impart discipline, character, fraternity, teamwork, social consciousness among the students and engaging them in selfless service.

**Course Outcomes:** After completion of the course the students will be able to

**CO1:** Understand the importance of discipline, character and service motto.

**CO2:** Solve some societal issues by applying acquired knowledge, facts, and techniques.

**CO3:** Explore human relationships by analyzing social problems.

**CO4:** Determine to extend their help for the fellow beings and downtrodden people.

**CO5:** Develop leadership skills and civic responsibilities.

**UNIT I Orientation**

General Orientation on NSS/NCC/ Scouts & Guides/Community Service activities, career guidance.

**Activities:**

- i) Conducting –ice breaking sessions-expectations from the course-knowing personal talents and skills
- ii) Conducting orientations programs for the students –future plans-activities-releasing road map etc.
- iii) Displaying success stories-motivational biopics- award winning movies on societal issues etc.
- iv) Conducting talent show in singing patriotic songs-paintings- any other contribution.

**UNIT II Nature & Care****Activities:**

- i) Best out of waste competition.
- ii) Poster and signs making competition to spread environmental awareness.
- iii) Recycling and environmental pollution article writing competition.
- iv) Organising Zero-waste day.
- v) Digital Environmental awareness activity via various social media platforms.
- vi) Virtual demonstration of different eco-friendly approaches for sustainable living.
- vii) Write a summary on any book related to environmental issues.

ESTD.:2001

**UNIT III Community Service****Activities:**

- i) Conducting One Day Special Camp in a village contacting village-area leaders- Survey in the village, identification of problems- helping them to solve via media-authorities-experts-etc.
- ii) Conducting awareness programs on Health-related issues such as General Health, Mental health, Spiritual Health, HIV/AIDS,
- iii) Conducting consumer Awareness. Explaining various legal provisions etc.
- iv) Women Empowerment Programmes- Sexual Abuse, Adolescent Health and Population Education.
- v) Any other programmes in collaboration with local charities, NGOs etc.

**Reference Books:**

1. Nirmalya Kumar Sinha & Surajit Majumder, *A Text Book of National Service Scheme* Vol;I, Vidya Kutir Publication, 2021 ( ISBN 978-81-952368-8-6)
2. *Red Book - National Cadet Corps – Standing Instructions* Vol I & II, Directorate General of NCC, Ministry of Defence, New Delhi
3. Davis M. L. and Cornwell D. A., “Introduction to Environmental Engineering”, McGraw Hill, New York 4/e 2008
4. Masters G. M., Joseph K. and Nagendran R. “Introduction to Environmental Engineering and Science”, Pearson Education, New Delhi. 2/e 2007
5. Ram Ahuja. *Social Problems in India*, Rawat Publications, New Delhi.

**General Guidelines:**

1. Institutes must assign slots in the Timetable for the activities.
2. Institutes are required to provide instructor to mentor the students.

**Evaluation Guidelines:**

- Evaluated for a total of 100 marks.
- A student can select 6 activities of his/her choice with a minimum of 01 activity per unit. Each activity shall be evaluated by the concerned teacher for 15 marks, totalling to 90 marks.
- A student shall be evaluated by the concerned teacher for 10 marks by conducting viva voce on the subject.

ESTD.:2001

## I Year B.Tech. ECE – II Semester

L	T	P	C
2	0	0	2

**(25A00HS001T) COMMUNICATIVE ENGLISH**

(Common to All Branches of Engineering)

**Course Objectives:**

The main objective of introducing this course, *Communicative English*, is to facilitate effective listening, Reading, Speaking and Writing skills among the students. It enhances the same in their comprehending abilities, oral presentations, reporting useful information and providing knowledge of grammatical structures and vocabulary. This course helps the students to make them effective in speaking and writing skills and to make them industry ready.

**Course Outcomes:**

**CO1:** Understand the context, topic, and pieces of specific information from social or Transactional dialogues.

**CO2:** Apply grammatical structures to formulate sentences and correct word forms.

**CO3:** Analyze discourse markers to speak clearly on a specific topic in informal discussions.

**CO4:** Evaluate reading / listening text and to write summaries based on global – Comprehension of these texts.

**CO5:** Create a coherent paragraph, essay, and resume.

**UNIT I****Lesson: HUMAN VALUES: Gift of Magi (Short Story)**

**Listening:** Identifying the topic, the context and specific pieces of information by listening to short audio texts and answering a series of questions.

**Speaking:** Asking and answering general questions on familiar topics such as home, family, work, studies and interests; introducing oneself and others.

**Reading:** Skimming to get the main idea of a text; scanning to look for specific pieces of information.

**Writing:** Mechanics of Writing-Capitalization, Spellings, Punctuation-Parts of Sentences. **Describe the Character of Della in “The Gift of The Magi”.**

**Describe the characteristics of O.Henry’s short stories.**

**Grammar:** Parts of Speech, Basic Sentence Structures-forming questions

**Vocabulary:** Synonyms, Antonyms, Affixes (Prefixes/Suffixes), Root words. **One Word Substitute**

**UNIT II****Lesson: NATURE: The Brook by Alfred Tennyson (Poem)**

**Listening:** Answering a series of questions about main ideas and supporting ideas after listening to audio texts.

**Speaking:** Discussion in pairs /small groups on specific topics followed by short structure talks.

**Reading:** Identifying sequence of ideas; recognizing verbal techniques that help to link the ideas in a paragraph together.

**Writing:** Structure of a paragraph - Paragraph writing (specific topics) **Describe the characteristics of Alfred Tennyson’s poems. Write the similarities you find in yourself by comparing The Brook.**

**Grammar:** Cohesive devices -linkers, use of articles and zero article; prepositions.

**Vocabulary:** Homonyms, Homophones, Homographs, **Idioms and Phrases**

### UNIT III

**Lesson: BIOGRAPHY: Elon Musk**

**Listening:** Listening for global comprehension and summarizing what is listened to.

**Speaking:** Discussing specific topics in pairs or small groups and reporting what is discussed

**Reading:** Reading a text in detail by making basic inferences-recognizing and interpreting specific context clues; strategies to use text clues for comprehension.

**Writing:** Summarizing, Note-making, paraphrasing. **Write the qualities you like the most in Elon Musk.**

**Grammar:** Verbs - tenses; subject-verb agreement; Compound words, Collocations, **Question Tags**

**Vocabulary:** Compound words, Collocations.

### UNIT IV

**Lesson: INSPIRATION: The Toys of Peace by Saki**

**Listening:** Making predictions while listening to conversations/ transactional dialogues without video; listening with video.

**Speaking:** Role plays for practice of conversational English in academic contexts (formal and informal) - asking for and giving information/directions.

**Reading:** Studying the use of graphic elements in text to convey information, reveal trends /patterns/ relationships, communicate processes or display complicated data.

**Writing:** Letter Writing: Official Letters, Resumes **and write the aspects which you take as inspiration in “The Toys of Peace “ . Technical Report Writing .**

**Grammar:** Reporting verbs, Direct & Indirect speech, Active & Passive Voice

**Vocabulary:** Words often confused, Jargons

### UNIT V

**Lesson: MOTIVATION: The Power of Intrapersonal Communication (An Essay)**

**Listening:** Identifying key terms, understanding concepts and answering a series of relevant questions that test comprehension.

**Speaking:** Formal oral presentations on topics from academic contexts

**Reading:** Reading comprehension.

**Writing:** Writing structured essays on specific topics.

**Grammar:** Editing short texts –identifying and correcting common errors in grammar and usage (articles, prepositions, subject verb agreement), **Graphic Presentation**

**Vocabulary:** Technical Jargons

### Textbooks:

1. Pathfinder: Communicative English for Undergraduate Students, 1<sup>st</sup> Edition, Orient Black Swan, 2023 (Units 1,2 & 3)
2. Empowering with Language by Cengage Publications, 2023 (Units 4 & 5)

### Reference Books:

1. Raman, Meenakshi and Sangeeta Sharma, 2011. Technical Communication: Principles and Practice. Second Edition. New Delhi: Oxford University Press.
2. Dubey, Sham Ji & Co. English for Engineers, Vikas Publishers, 2020
3. Bailey, Stephen. Academic writing: A Handbook for International Students. Routledge, 2014.

4. Murphy, Raymond. English Grammar in Use, Fourth Edition, Cambridge University Press, 2019.
5. Lewis, Norman. Word Power Made Easy- The Complete Handbook for Building a Superior Vocabulary. Anchor, 2014.

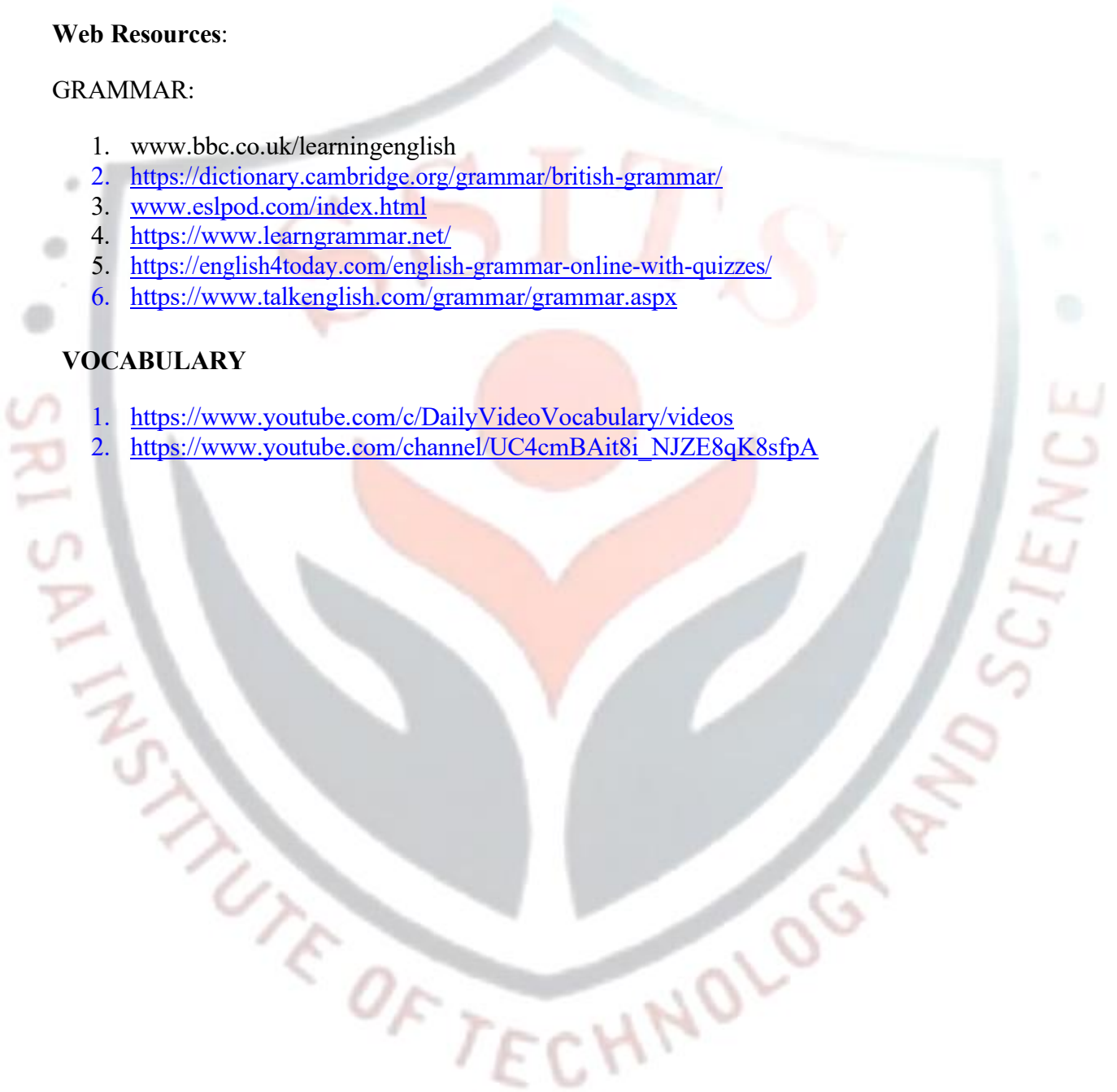
**Web Resources:**

**GRAMMAR:**

1. [www.bbc.co.uk/learningenglish](http://www.bbc.co.uk/learningenglish)
2. <https://dictionary.cambridge.org/grammar/british-grammar/>
3. [www.eslpod.com/index.html](http://www.eslpod.com/index.html)
4. <https://www.learngrammar.net/>
5. <https://english4today.com/english-grammar-online-with-quizzes/>
6. <https://www.talkenglish.com/grammar/grammar.aspx>

**VOCABULARY**

1. <https://www.youtube.com/c/DailyVideoVocabulary/videos>
2. [https://www.youtube.com/channel/UC4cmBAit8i\\_NJZE8qK8sfpA](https://www.youtube.com/channel/UC4cmBAit8i_NJZE8qK8sfpA)



**ESTD.:2001**

**I Year B.Tech. ECE – II Semester**

L	T	P	C
3	0	0	3

**(23A51202T) CHEMISTRY**

(Common to EEE, ECE, CSE, IT) &amp; allied branches)

**Course Objectives:**

- To familiarize engineering chemistry and its applications
- To train the students on the principles and applications of electro chemistry and polymers
- To introduce instrumental methods, molecular machines and switches.

**Course Outcomes:** At the end of the course, the students will be able to:**CO1:** Compare the materials of construction for battery and electro chemical sensors.**CO2:** Explain the preparation, properties, and applications of thermoplastics & thermosetting & elastomers conducting polymers.**CO3:** Explain the principles of spectrometry, slcinseparation of solid and liquid mixtures.**CO4:** ApplytheprincipleofBanddiagramsintheapplicationofconductorsandsemiconductors.**CO5:** Summarize the concepts of Instrumental methods.**UNIT I Structure and Bonding Models:**

Fundamentals of Quantum mechanics, Schrodinger Wave equation, significance of  $\Psi$  and  $\Psi^2$ , particle in one dimensional box, **Differences between atomic & molecular orbital's**, molecular orbital theory – bonding in homo- and hetero nuclear diatomic molecules – energy level diagrams of O<sub>2</sub>, N<sub>2</sub>, NO and CO, etc.  $\pi$ -molecular orbital's of butadiene and benzene, calculation of bond order.

**UNIT II Modern Engineering materials**Semiconductors – Introduction, basic concept, **Types-****Intrinsic & Extrinsic Semiconductors**, application

Super conductors-Introduction basic concept, applications.

Super capacitors: Introduction, Basic Concept-Classification – Applications.

Nano materials: Introduction, classification, properties (**Synthesis**) **top down and boomtown approach** and applications of Fullerenes, carbon nano tubes and Graphines nanoparticles.**UNIT III Electrochemistry and Applications**

Electrochemical cell, Nernst equation, **Reference Electrodes-Primary & Secondary Reference Electrodes**, cell potential calculations and numerical problems, potentiometry- potentiometric titrations (redox titrations), concept of conductivity, conductivity cell, conduct metric titrations (acid-base titrations).

Electrochemical sensors – potentiometric sensors with examples, amperometric sensors with examples.

Primary cells – Zinc-air battery, Secondary cells –lithium-ion batteries **Lead acid battery**-- working of the batteries including cell reactions; Fuel cells, hydrogen-oxygenfuel cell– working of the cells. Polymer Electrolyte Membrane Fuel cells (PEMFC).

**UNIT IV Polymer Chemistry**

Introduction to polymers, functionality of monomers, chain growth and step growth polymerization, coordination polymerization, with specific examples and mechanisms of polymer formation.

Plastics –Thermo and Thermosetting plastics, Preparation, properties and applications of – PVC, Teflon, Bakelite, Nylon-6,6, carbon fibres.

Elastomers–Buna-S, Buna-N–preparation, properties and applications.

Conducting polymers – polyacetylene, polyaniline, – mechanism of conduction and applications. Bio-Degradable polymers - Poly Glycolic Acid (PGA), Polyl Lactic Acid (PLA).

**UNIT V Instrumental Methods and Applications**

Electromagnetic spectrum. Absorption of radiation: Beer-Lambert's law. UV-Visible Spectroscopy, electronic transition, Instrumentation, IR spectroscopies, fundamental modes and selection rules, Instrumentation. Chromatography-Basic Principle, Classification **and applications** -HPLC: Principle, Instrumentation and Applications. **Gas Chromatography- Principle, Instrumentation and Applications**

**Textbooks:**

1. Jain and Jain, Engineering Chemistry, 16/e, Dhanpat Rai, 2013.
2. **Engineering Chemistry by G V Subba Reddy, K N Jayaveera, and C Ramachandraiah, Mc Grow Hill, 2020.**
3. Peter Atkins, Julio de Paula and James Keeler, Atkins' Physical Chemistry, 10/e, Oxford University Press, 2010.
4. A textbook of Engineering chemistry by Shashi Chawla, Dhanpat Rai & Co publications.

**Reference Books:**

1. Skoog and West, Principles of Instrumental Analysis, 6/e, Thomson, 2007.
2. J.D. Lee, Concise Inorganic Chemistry, 5<sup>th</sup> Edition, Wiley Publications, Feb. 2008
3. Textbook of Polymer Science, Fred W. Billmeyer Jr, 3rd Edition

ESTD.:2001



**UNIT V      Vector integration**

Line integral-circulation-work done, **Scalar Potential**, surface integral-flux, Green's theorem in the plane (without proof), Stoke's theorem (without proof), volume integral, Divergence theorem (without proof) and related problems **with applications**.

**Textbooks:**

1. Higher Engineering Mathematics, B. S. Grewal, Khanna Publishers, **2020, 45th Edition**
2. Advanced Engineering Mathematics, Erwin Kreyszig, John Wiley & Sons, 2018, 10th Edition.

**Reference Books:**

1. Thomas Calculus, George B. Thomas, Maurice D. Weir and Joel Hass, Pearson Publishers, 2018, 14th Edition.
2. Advanced Engineering Mathematics, Dennis G. Zill and Warren S. Wright, Jones and Bartlett, 2018.
3. Advanced Modern Engineering Mathematics, Glyn James, Pearson publishers, 2018, 5th Edition.
4. Advanced Engineering Mathematics, R. K. Jain and S. R. K. Iyengar, Alpha Science International Ltd., 2021 5th Edition (9th reprint).
5. Higher Engineering Mathematics, B. V. Ramana, , McGraw Hill Education, 2017
6. A Text Book of Engineering Mathematics, N.P. Bali and Manish Goyal, Lakshmi Publications, Reprint 2008.

ESTD.:2001

**I Year B.Tech. ECE – II Semester**

L	T	P	C
3	0	0	3

**(25A00ES004T) BASIC CIVIL AND MECHANICAL ENGINEERING**  
**(Common to All branches of Engineering)**

**Course Objectives:**

- Get familiarized with the scope and importance of Civil Engineering sub-divisions.
- Introduce the preliminary concepts of surveying.
- Acquire preliminary knowledge on Transportation and its importance in nation's economy.
- Get familiarized with the importance of quality, conveyance and storage of water.
- Introduction to basic civil engineering materials and construction techniques.

**Course Outcomes:** On completion of the course, the student should be able to:

CO1: Understand various sub-divisions of Civil Engineering and to appreciate their role in ensuring better society.

CO2: Know the concepts of surveying and to understand the measurement of distances, angles and levels through surveying.

CO3: Realize the importance of Transportation in nation's economy and the engineering measures related to Transportation.

CO4: Understand the importance of Water Storage and Conveyance Structures so that the social responsibilities of water conservation will be appreciated.

CO5: Understand the basic characteristics of Civil Engineering Materials and attain knowledge on prefabricated technology.

**UNIT I**

**Basics of Civil Engineering:** Role of Civil Engineers in Society- Various Disciplines of Civil Engineering- Structural Engineering- Geo-technical Engineering- Transportation Engineering - Hydraulics and Water Resources Engineering - Environmental Engineering-Scope of each discipline - Building Construction and Planning- Construction Materials-Cement - Aggregate - Bricks- Cement concrete- Steel. Introduction to Prefabricated construction Techniques.

**UNIT II**

**Surveying:** Objectives of Surveying- Horizontal Measurements- Angular Measurements- Introduction to Bearings Levelling instruments used for levelling -Simple problems on levelling and bearings-Contour mapping.

**UNIT III**

**Transportation Engineering** Importance of Transportation in Nation's economic development- Types of Highway Pavements- Flexible Pavements and Rigid Pavements - Simple Differences. Basics of Harbour, Tunnel, Airport, and Railway Engineering.

**Water Resources and Environmental Engineering:** Introduction, Sources of water- Quality of water- Specifications- Introduction to Hydrology–Rainwater Harvesting-Water Storage and Conveyance Structures (Simple introduction to Dams and Reservoirs).

**Textbooks:**

1. Basic Civil Engineering, M.S.Palanisamy, , Tata Mcgraw Hill publications (India) Pvt. Ltd. Fourth Edition.
2. Introduction to Civil Engineering, S.S. Bhavikatti, New Age International Publishers. 2022. First Edition.
3. Basic Civil Engineering, Satheesh Gopi, Pearson Publications, 2009, First Edition.

**Reference Books:**

1. Surveying, Vol- I and Vol-II, S.K. Duggal, Tata McGraw Hill Publishers 2019. Fifth Edition.
2. Hydrology and Water Resources Engineering, Santosh Kumar Garg, Khanna Publishers, Delhi. 2016
3. Irrigation Engineering and Hydraulic Structures - Santosh Kumar Garg, Khanna Publishers, Delhi 2023. 38<sup>th</sup> Edition.
4. Highway Engineering, S.K.Khanna, C.E.G. Justo and Veeraraghavan, Nemchand and Brothers Publications 2019. 10<sup>th</sup> Edition.
5. Indian Standard DRINKING WATER — SPECIFICATION IS 10500-2012.

**PART B: BASIC MECHANICAL ENGINEERING**

**Course Objectives:** The students after completing the course are expected to

- Get familiarized with the scope and importance of Mechanical Engineering in different sectors and industries.
- Explain different engineering materials and different manufacturing processes.
- Provide an overview of different thermal and mechanical transmission systems and introduce basics of robotics and its applications.

**Course Outcomes:** On completion of the course, the student should be able to

CO1: Understand the different manufacturing processes.

CO2: Explain the basics of thermal engineering and its applications.

CO3: Describe the working of different mechanical power transmission systems and power plants.

CO4: Describe the basics of robotics and its applications.

**UNIT I**

**Introduction to Mechanical Engineering:** Role of Mechanical Engineering in Industries and Society- Technologies in different sectors such as Energy, Manufacturing, Automotive, Aerospace, and Marine sectors.

**Engineering Materials** - Metals-Ferrous and Non-ferrous, Ceramics, Composites, Smart materials.

**UNIT II**

**Manufacturing Processes:** Principles of Casting, Forming, joining processes, Machining, Introduction to CNC machines, 3D printing, and Smart manufacturing.

**Thermal Engineering** – working principle of Boilers, Otto cycle, Diesel cycle, Refrigeration and air-conditioning cycles, IC engines, 2-Stroke and 4-Stroke engines, SI/CI Engines, Components of Electric and Hybrid Vehicles.

### UNIT III

**Power plants** – working principle of Steam, Diesel, Hydro, Nuclear power plants.

**Mechanical Power Transmission** - Belt Drives, Chain, Ropedrives, Gear Drives and their applications.

**Introduction to Robotics** - Joints & links, configurations, and applications of robotics.

(Note: The subject covers only the basic principles of Civil and Mechanical Engineering systems. The evaluation shall be intended to test only the fundamentals of the subject)

#### Textbooks:

1. Internal Combustion Engines by V.Ganesan, By Tata McGraw Hill publications (India) Pvt. Ltd.
2. A Tear book of Theory of Machines by S.S. Rattan, Tata McGraw Hill Publications, (India) Pvt. Ltd.
3. An introduction to Mechanical Engg by Jonathan Wicker and Kemper Lewis, Cengage learning India Pvt. Ltd.

#### Reference Books:

1. AppuuKuttan KK, Robotics, I.K. International Publishing House Pvt. Ltd. Volume-I
2. 3D printing & Additive Manufacturing Technology- L. Jyothish Kumar, Pulak M Pandey, Springer publications
3. Thermal Engineering by Mahesh M Rathore Tata McGraw Hill publications (India) Pvt. Ltd.
4. G. Shanmugam and M.S.Palanisamy, Basic Civil and the Mechanical Engineering, Tata McGraw Hill publications (India) Pvt. Ltd.
5. **Venugopal and V. Prabhuraj, Basic Mechanical Engineering, Anuradha Publication, Reprint 2010**

ESTD.:2001

## 1. I Year B.Tech. ECE – II Semester

L	T	P	C
3	0	0	3

**(25A02EE001T) NETWORK ANALYSIS**  
(ECE & allied branches)

**Course Objectives**

- To introduce basic laws, mesh & nodal analysis techniques for solving electrical circuits
- To impart knowledge on applying appropriate theorem for electrical circuit analysis
- To explain transient behavior of circuits in time and frequency domains
- To teach concepts of resonance
- To introduce open circuit, short circuit, transmission, hybrid parameters and their interrelationship.

**Course Outcomes:** At the end of this course students will demonstrate the ability

CO1: Understand basic electrical circuits with nodal and mesh analysis.

CO2: Analyse the circuit using network simplification theorems.

CO3: Find Transient response and Steady state response of a network. CO4: Analyse electrical networks in the Laplace domain.

CO5: Compute the parameters of a two-port network.

**UNIT I**

Types of circuit components, Types of Sources and Source Transformations, Mesh analysis and Nodal analysis, problem solving with resistances only including dependent sources also. Principal of Duality with examples.

Network Theorems: Thevenin's, Norton's, Milliman's, Reciprocity, Compensation, Substitution, Superposition, Max Power Transfer, Tellegens - problem solving using dependent sources also.

**UNIT II**

Transients: First order differential equations, Definition of time constants, R-L circuit, R-C circuit with DC excitation, evaluating initial conditions procedure, second order differential equations, homogeneous, non-homogenous, problem-solving using R-L-C elements with DC excitation and AC excitation, Response as related to s-plane rotation of roots.

Laplace transform: introduction, Laplace transformation, basic theorems, problem solving using Laplace transform, partial fraction expansion, Heaviside's expansions, problem solving using Laplace transform.

**UNIT III**

Steady State Analysis of A.C Circuits: Impedance concept, phase angle, series R-L, R-C, R-L-C circuits problem solving. Complex impedance and phasor notation for R-L, R-C, R-L-C problem solving using mesh and nodal analysis, Star-Delta conversion, problem solving using Laplace transforms also.

**UNIT IV**

Resonance: Introduction, Definition of Q, Series resonance, Bandwidth of series resonance, Parallel resonance, general case-resistance present in both branches, anti-resonance at all frequencies.

Coupled Circuits: Coupled Circuits: Self-inductance, Mutual inductance, Coefficient of coupling, analysis of coupled circuits, Natural current, Dot rule of coupled circuits, conductively coupled equivalent circuits- problem solving.

#### UNIT V

Two-port Networks: Relationship of two port networks, Z-parameters, Y-parameters, Transmission line parameters, h- parameters, Relationships Between parameter Sets, Parallel & series connection of two port networks, cascading of two port networks, problem solving using dependent sources also.

Image and iterative impedances. Image and iterative transfer constants. Insertion loss. Attenuators and pads. Lattice network and its parameters. Impedance matching networks.

#### Textbooks:

4. Network Analysis – ME Van Valkenburg, Prentice Hall of India, revised 3rd Edition, 2019.
5. Engineering Circuit Analysis by William H. Hayt, Jack Kemmerly, Jamie Phillips, Steven M. Durbin, 9<sup>th</sup> Edition 2020.
6. Network lines and Fields by John. D. Ryder 2<sup>nd</sup> Edition, PHI

#### Reference Books:

2. D. Roy Choudhury, Networks and Systems, New Age International Publications, 2013.
3. Joseph Edminister and Mahmood Nahvi, Electric Circuits, Schaum's Outline Series, 7<sup>th</sup> Edition, Tata McGraw Hill Publishing Company, New Delhi, 2017
4. Fundamentals of Electric Circuits by Charles K. Alexander and Matthew N. O. Sadiku, McGraw-Hill Education.

ESTD.:2001

**I Year B.Tech. ECE – II Semester**

L	T	P	C
0	0	2	1

**(25A00HS001P) COMMUNICATIVE ENGLISH LAB**

(Common to All Branches of Engineering)

**Course Objectives:**

- To expose students to a variety of self-instructional and learner - friendly modes of language learning.
- To train students in basic communication skills and prepare them to face job interview confidently.
- To improve students pronunciation by focusing on stress, intonation and rhythm.
- To encourage effective use of the computers for resume preparation, report writing, formatting tasks etc.

**Course Outcomes:**

CO1: Understand the different aspects of the English language proficiency with emphasis on LSRW skills.

CO2: Apply communication skills through various language learning activities.

CO3: Analyze the English speech sounds, stress, rhythm, intonation and syllable division for better listening and speaking comprehension.

CO4: Evaluate and exhibit professionalism in participating in debates and group discussions.

CO5: Create effective Course Objectives:

**UNIT – I**

1. Vowels & Consonants.
2. Neutralization/Accent Rules.

**UNIT- II**

1. Communication Skills & JAM.
2. Role Play or Conversational Practice.
3. E-mail Writing.

**UNIT – III**

1. Resume Writing.
2. Cover letter, SOP.
3. Group Discussions-methods & practice.

**UNIT – IV**

1. Debates - Methods & Practice.
2. PPT Presentations/ Poster Presentation

**UNIT – V**

1. Interviews Skills.
2. Listening Skills.
3. Virtual communication

**Suggested Software:**

- Walden Infotech
- Young India Films

**Reference Books:**

1. Raman Meenakshi, Sangeeta- Sharma. *Technical Communication*. Oxford Press.2018.
2. TaylorGrant:*EnglishConversationPractice*,TataMcGraw-HillEducationIndia,2016
3. Hewing's, Martin. Cambridge *Academic English*(B2).CUP,2012.
4. J. Sethi & P.V. Dhamija. *A Course in Phonetics and Spoken English*, (2<sup>nd</sup>Ed),Kindle, 2013

**Web Resources:**

**Spoken English:**

1. [www.esl-lab.com](http://www.esl-lab.com)
2. [www.englishmedialab.com](http://www.englishmedialab.com)
3. [www.englishinteractive.net](http://www.englishinteractive.net)
4. <https://www.britishcouncil.in/english/online>
5. <http://www.letstalkpodcast.com/>
6. [https://www.youtube.com/c/mmmEnglish\\_Emma/featured](https://www.youtube.com/c/mmmEnglish_Emma/featured)
7. <https://www.youtube.com/c/ArnelsEverydayEnglish/featured>
8. <https://www.youtube.com/c/engvidAdam/featured>
9. <https://www.youtube.com/c/EnglishClass101/featured>
10. <https://www.youtube.com/c/SpeakEnglishWithTiffani/playlists>
11. [https://www.youtube.com/channel/UCV1h\\_cBE0Drdx19qkTM0WNw](https://www.youtube.com/channel/UCV1h_cBE0Drdx19qkTM0WNw)

**Voice & Accent:**

1. <https://www.youtube.com/user/letstalkaccent/videos>
2. <https://www.youtube.com/c/EngLanguageClub/featured>
3. [https://www.youtube.com/channel/UC\\_OskgZBoS4dAnVUgJVexc](https://www.youtube.com/channel/UC_OskgZBoS4dAnVUgJVexc)
4. [https://www.youtube.com/channel/UCNfm92h83W2i2ijc5Xwp\\_IA](https://www.youtube.com/channel/UCNfm92h83W2i2ijc5Xwp_IA)

ESTD.:2001

## I Year B.Tech. ECE- II Semester

L	T	P	C
0	0	2	1

**(2500HS002P) CHEMISTRY LAB**

(Common to EEE, ECE, CSE, IT &amp; allied branches)

**Course Objectives:**

Verify the fundamental concepts with experiments.

**Course Outcomes:** At the end of the course, the students will be able to CO1: Determine the cell constant and conductance of solutions.

CO2: Prepare advanced polymer Bakelite materials.

CO3: Measure the strength of an acid present in secondary batteries. CO4: Analyse the IR spectra of some organic compounds.

CO5: Calculate strength of acid in Pb-Acid battery.

**Note:** In the following list, out of 16 experiments, any 10 experiments must be performed in a semester**List of Experiments:**

1. Measurement of  $10 Dq$  by spectrophotometric method.
2. Conductometric titration of strong acid (HCl) vs. strong base (NaOH).
3. Conductometric titration of weak acid ( $\text{CH}_3\text{COOH}$ ) vs. strong base (NaOH).
4. Determination of cell constant and conductance of solutions.
5. Potentiometry – determination of redox potentials and emfs.
6. Determination of Strength of an acid in Pb – Acid battery.
7. Preparation of Bakelite. (Phenol formaldehyde resin and Urea formaldehyde resin)
8. Estimation of Manganese and Verify Lambert - Beer's law.
9. Wave length measurement of sample through UV-Visible Spectroscopy.
10. Identification of simple organic compounds by IR.
11. Preparation of nano materials by precipitation method.
12. Estimation of Ferrous Iron by Dichrometry.
13. Estimation of Hardness of Water by EDTA Method.
14. Determination of Dissolved Oxygen present in Water sample by Winkler's method.
15. Estimation of Copper by EDTA Method.
16. Estimation of sulfate ions using barium chloride.

**Textbooks:**

1. Vogel's Text book of Quantitative Chemical Analysis, J. Mendham et.al., Pearson Education, Sixth Edition, 2012.
2. Laboratory manual on Engineering Chemistry, Anupama Rajput, Dhanpat Rai & Co Publications.
3. Essentials of Experimental Engineering Chemistry, Shashi Chawla, Dhanpat Rai & Co Publications.

**Reference Books:**

1. Practical Engineering Chemistry by K. Mukkanti, et al, B.S. Publications, Hyderabad.
2. Instrumental methods of chemical analysis, Chatwal, Anand, Himalaya Publications.
3. Essentials of Physical Chemistry, Bhal & Tuli. (S. Chand Publications).

## 4. Advanced Inorganic Analysis, Agarwal &amp; Keemtilal (Pragati prakashan).

## I Year B.Tech. ECE – II Semester

L	T	P	C
0	0	3	1.5

**(25A03ME003P) ENGINEERING WORKSHOP**  
(Common to All branches of Engineering)

**Course Objectives:**

To familiarize students with wood working, sheet metal operations, fitting and electrical house wiring skills

**Course Outcomes:**

CO1: Identify workshop tools and their operational capabilities.

CO2: Practice on manufacturing of components using workshop trades including fitting, carpentry, foundry and welding.

CO3: Apply fitting operations in various applications.

CO4: Apply basic electrical engineering knowledge for House Wiring Practice

**SYLLABUS**

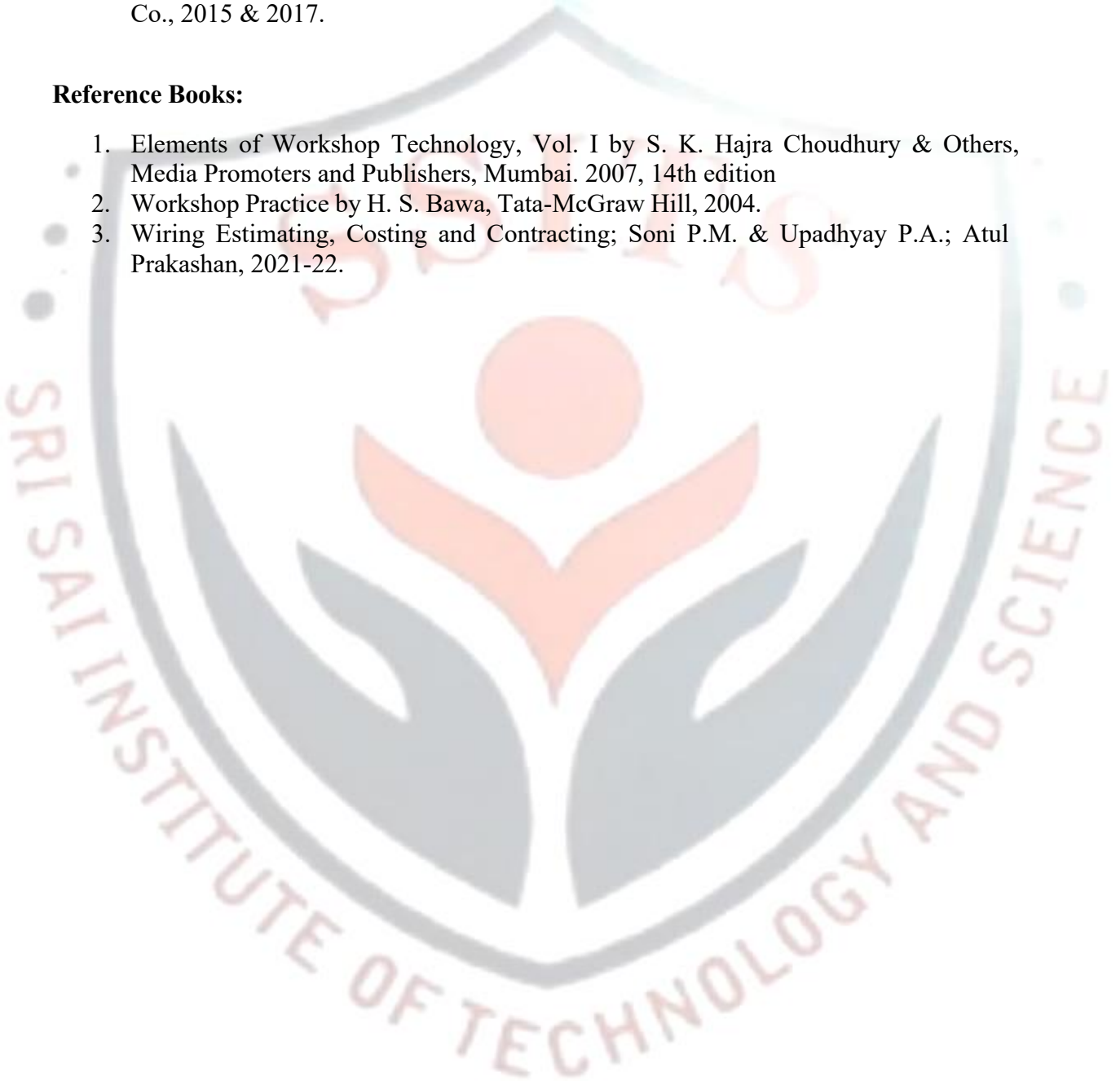
1. **Demonstration:** Safety practices and precautions to be observed in workshop.
2. **Wood Working:** Familiarity with different types of woods and tools used in wood working and make following joints.
  - a) Half – Lap joint    b) Mortise and Ten on joint    c) Corner Dovetail joint or Bridle joint
3. **Sheet Metal Working:** Familiarity with different types of tools used in sheet metal working, Developments of following sheet metal job from GI sheets.
  - a) Tapered tray    b) Conical funnel    c) Elbow pipe    d) Brazing
4. **Fitting:** Familiarity with different types of tools used in fitting and do the following fitting exercises.
  - a) V-fit    b) Dovetail fit    c) Semi-circular fit    d) Bicycle tire puncture and change of two-wheeler tyre
5. **Electrical Wiring:** Familiarity with different types of basic electrical circuits and make the following connections.
  - a) Parallel and series    b) Two-way switch    c) God own lighting
  - d) Tube light    e) Three phase motor    f) Soldering of wires
6. **Foundry Trade:** Demonstration and practice on Moulding tools and processes, Preparation of Green Sand Moulds for given Patterns.
7. **Welding Shop:** Demonstration and practice on Arc Welding and Gas welding. Preparation of Lap joint and Butt joint.
8. **Plumbing:** Demonstration and practice of Plumbing tools, Preparation of Pipe joints with coupling for same diameter and with reducer for different diameters.

**Textbooks:**

1. Basic Workshop Technology: Manufacturing Process, Felix W.; Independently Published,2019. Workshop Processes, Practices and Materials; Bruce J. Black, Routledge publishers, 5th Edn. 2015.
2. A Course in Workshop Technology Vol I. & II, B.S. Raghuwanshi, Dhanpath Rai & Co., 2015 & 2017.

**Reference Books:**

1. Elements of Workshop Technology, Vol. I by S. K. Hajra Choudhury & Others, Media Promoters and Publishers, Mumbai. 2007, 14th edition
2. Workshop Practice by H. S. Bawa, Tata-McGraw Hill, 2004.
3. Wiring Estimating, Costing and Contracting; Soni P.M. & Upadhyay P.A.; Atul Prakashan, 2021-22.



ESTD.:2001

**I Year B.Tech. ECE – II Semester**

L	T	P	C
0	0	3	1.5

**(25A0EE001P) NETWORK ANALYSIS AND SIMULATION LABORATORY  
(ECE & allied branches)**

**Course Objectives:**

12. To gain hands on experience in verifying Kirchoff's laws and network theorems
13. To analyze transient behavior of circuits
14. To study resonance characteristics
15. To determine 2-port network parameters

**Course Outcomes:**

CO1: Verify Kirchoff's laws and network theorems.

CO2: Measure time constants of RL & RC circuits.

CO3: Analyze behavior of RLC circuit for different cases.

CO4: Design resonant circuit for given specifications.

CO5: Characterize and model the network in terms of all network parameters.

The following experiments need to be performed using both Hardware and simulation Software.

The experiments need to be simulated using software and the same need to be verified using the hardware.

3. Study of components of a circuit and Verification of KCL and KVL.
4. Verification of mesh and nodal analysis for AC circuits
5. Verification of Superposition, Thevenin's & Norton theorems for AC circuits
6. Verification of maximum power transfer theorem for AC circuits
7. Verification of Tellegen's theorem for two networks of the same topology.
8. Study of DC transients in RL, RC and RLC circuits
9. To study frequency response of various 1<sup>st</sup> order RL & RC networks
10. To study the transient and steady state response of a 2<sup>nd</sup> order circuit by varying its various parameters and studying their effects on responses
11. Find the Q Factor and Bandwidth of a Series and Parallel Resonance circuit.
12. Determination of open circuit (Z) and short circuit (Y) parameters
13. Determination of hybrid (H) and transmission (ABCD) parameters
14. To measure two port parameters of a twin-T network and study its frequency response.

**Hardware Requirements:**

Regulated Power supplies, Analog/Digital Function Generators, Digital Multimeters, Decade Resistance Boxes/Rheostats, Decade Capacitance Boxes, Ammeters (Analog or Digital), Voltmeters (Analog or Digital), Active & Passive Electronic Components

**Software requirements:**

Multisim/ Pspice/Equivalent simulation software tool, Computer Systems with required specifications

**References:**

1. Network Analysis – ME Van Valkenburg, Prentice Hall of India, revised 3rd Edition, 2019.
2. Engineering Circuit Analysis by William H. Hayt, Jack Kemmerly, Jamie Phillips, Steven M. Durbin, 9<sup>th</sup> Edition 2020.

ESTD.:2001

**I Year B.Tech. ECE – II Semester**

L	T	P	C
0	0	1	0.5

**(25A00HS001L) HEALTH AND WELLNESS, YOGA AND SPORTS**  
(Common to All branches of Engineering)

**Course Objectives:**

The main objective of introducing this course is to make the students maintain their mental and physical wellness by balancing emotions in their life. It mainly enhances the essential traits required for the development of the personality.

**Course Outcomes:** After completion of the course the student will be able to

- CO1:** Understand the importance of yoga and sports for Physical fitness and sound health.
- CO2:** Demonstrate an understanding of health-related fitness components.
- CO3:** Compare and contrast various activities that help enhance their health.
- CO4:** Assess current personal fitness levels.
- CO5:** Develop Positive Personality

**UNIT I**

Concept of health and fitness, Nutrition and Balanced diet, basic concept of immunity Relationship between diet and fitness, Globalization and its impact on health, Body Mass Index (BMI) of all age groups.

**Activities:**

- i) Organizing health awareness programmes in community
- ii) Preparation of health profile
- iii) Preparation of chart for balance diet for all age groups

**UNIT II**

Concept of yoga, need for and importance of yoga, origin and history of yoga in Indian context, classification of yoga, Physiological effects of Asanas- Pranayama and meditation, stress management and yoga, Mental health and yoga practice.

**Activities:**

Yoga practices – Asana, Kriya, Mudra, Bandha, Dhyana, Surya Namaskar

**UNIT III**

Concept of Sports and fitness, importance, fitness components, history of sports, Ancient and Modern Olympics, Asian games and Commonwealth games.

**Activities:**

- i) Participation in one major game and one individual sport viz., Athletics, Volleyball,

Basketball, Handball, Football, Badminton, Kabaddi, Kho-kho, Table tennis, Cricket etc.

Practicing general and specific warm up, aerobics

- ii) Practicing cardio respiratory fitness, treadmill, run test, 9 min walk, skipping and running.

**Reference Books:**

1. Gordon Edlin, Eric Golanty. Health and Wellness, 14th Edn. Jones & Bartlett Learning, 2022
2. T.K.V.Desikachar. The Heart of Yoga: Developing a Personal Practice
3. Archie J.Bahm. Yoga Sutras of Patanjali, Jain Publishing Company, 1993
4. Wiseman, John Lofty, SAS Survival Handbook: The Ultimate Guide to Surviving Anywhere Third Edition, William Morrow Paperbacks, 2014
5. The Sports Rules Book/ Human Kinetics with Thomas Hanlon. -- 3rd ed. Human Kinetics, Inc.2014

**General Guidelines:**


1. Institutes must assign slots in the Timetable for the activities of Health/Sports/Yoga.
2. Institutes must provide field/facility and offer the minimum of five choices of as many as Games/Sports.
3. Institutes are required to provide sports instructor / yoga teacher to mentor the students.

**Evaluation Guidelines:**

- Evaluated for a total of 100 marks.
- A student can select 6 activities of his/her choice with a minimum of 01 activity per unit. Each activity shall be evaluated by the concerned teacher for 15 marks, totalling to 90 marks.

A student shall be evaluated by the concerned teacher for 10 marks by conducting viva voce on the subject.

ESTD.:2001



**ESTD.:2001**

**B.TECH. – ELECTRONICS & COMMUNICATION ENGINEERING**  
**B.TECH. – ELECTRONICS ENGINEERING (VLSI DESIGN & TECHNOLOGY)**

**II YEAR COURSE STRUCTURE & SYLLABI**

**B.Tech.– II Year I Semester**

S.No.	Course code	Title	L	T	P	Credits
1	25AHS0302T	Probability and Complex Variables	3	0	0	3
2	25AHS0301T	Universal Human Values– Understanding Harmony and Ethical Human Conduct	2	1	0	3
3	25AEC4301T	Signals, Systems and Stochastic Processes	3	0	0	3
4	25AEC4302T	Electronic Devices and Circuits	3	0	0	3
5	25AEC4303TT	Digital Circuits Design	3	0	0	3
6	25AEC4302P	Electronic Devices and Circuits Lab	0	0	3	1.5
7	25AEC4303P	Digital Circuits& Signal Simulation Lab	0	0	3	1.5
8	25ACS5301S	Python Programming	0	1	2	2
9	25AHS0301M	Environmental Science	2	0	0	-
Total			16	02	08	20

**B.Tech. II Year II Semester**

S.No.	Course code	Title	L	T	P	Credits
1	25AMB2401a 25AMB2401b 25AMB2401c	Managerial Economics and Financial Analysis Organizational Behavior Business Environment	2	0	0	2
2	25AEE2401T	Linear Control Systems	3	0	0	3
3	25AEC4401T	EM Waves and Transmission Lines	3	0	0	3
4	25AEC4402T	Electronic Circuits Analysis	3	0	0	3
5	25AEC4403T	Analog and Digital Communications	3	0	0	3
6	25AEC4402P	Electronic Circuits Analysis Lab	0	0	3	1.5
7	25AEC4403P	Analog and Digital Communications Lab	0	0	3	1.5
8	25HS0401S	Soft Skills	0	1	2	2
9	25AME3401S	Design Thinking and Innovation	1	0	2	2
Total			15	1	10	21
Mandatory Community Service Project Internship of 08 weeks duration during summer vacation						

## II Year B.Tech. – I Semester

L	T	P	C
3	0	0	3

**(25AHS0302T) PROBABILITY AND COMPLEX VARIABLES****Course Outcomes:**

- Understand the concepts of Probability, Random Variables and their characteristics (L2, L3)
- Learn how to deal with multiple random variables, conditional probability, joint distribution and statistical independence. (L3, L5)
- Formulate and solve engineering problems involving random variables. (L3)
- Analyze limit, continuity and differentiation of functions of complex variables and Understand Cauchy-Riemann equations, analytic functions and various properties of analytic functions. (L2, L3)
- Understand Cauchy theorem, Cauchy integral formulas and apply these to evaluate complex contour integrals. Classify singularities and poles; find residues and evaluate complex integrals using the residue theorem. (L3, L5)

**UNIT I Probability & Random Variable**

Probability through Sets and Relative Frequency: Experiments and Sample Spaces, Discrete and Continuous Sample Spaces, Events, Probability Definitions and Axioms, Joint Probability, Conditional Probability, Total Probability, Bayes' Theorem, Independent Events. Random variables (discrete and continuous), probability density functions, properties, mathematical expectation. Mixed Random Variable, Distribution and Density functions, Properties, Binomial, Poisson, Uniform, Gaussian, Exponential, Rayleigh.

**UNIT II Operations on Random variable**

Moments-moments about the origin, Central moments, Variance and Skew, Chebyshev's inequality, moment generating function, characteristic function.

Multiple Random Variables: Vector Random Variables, Joint Distribution Function, Properties of Joint Distribution, Marginal Distribution Functions, Conditional Distribution and Density – Point Conditioning, Interval conditioning, Statistical Independence.

**UNIT III Operations on Multiple Random variables**

Operations on Multiple Random Variables: Expected Value of a Function of Random Variables, Joint Moments about the Origin, Joint Central Moments, Joint Characteristic Functions, Jointly Gaussian Random Variables: Two Random Variables case, N Random Variable case, Properties of Gaussian random variables.

**UNIT IV Complex Variable – Differentiation**

Introduction to functions of complex variable-concept of Limit & continuity- Differentiation, Cauchy-Riemann equations, analytic functions harmonic functions, finding harmonic conjugate-construction of analytic function by Milne Thomson method.

**UNIT V Complex Variable – Integration**

Line integral-Contour integration, Cauchy's integral theorem (Simple Case), Cauchy Integral formula, Power series expansions: Taylor's series, zeros of analytic functions, singularities,

Laurent's series, Residues, Cauchy Residue theorem (without proof), Evaluation of definite integral involving sine and cosine.

**Textbooks:**

1. Peyton Z. Peebles, "Probability, Random Variables & Random Signal Principles", 4th Edition, TMH, 2002.
2. B. S. Grewal, Higher Engineering Mathematics, Khanna Publishers, 2017, 44th Edition

**Reference Books:**

1. Athanasios Papoulis and S. Unnikrishna Pillai, "Probability, Random Variables and Stochastic Processes", 4th Edition, PHI, 2002
2. Erwin Kreyszig, Advanced Engineering Mathematics, Wiley India
3. Henry Stark and John W. Woods, "Probability and Random Processes with Application to Signal Processing," 3rd Edition, Pearson Education, 2002.
4. B.V.Ramana, Higher Engineering Mathematics, Mc Graw Hill publishers.

**Online Learning Resources:**

[https://onlinecourses.nptel.ac.in/noc20\\_ma50/preview](https://onlinecourses.nptel.ac.in/noc20_ma50/preview)

[https://onlinecourses.nptel.ac.in/noc21\\_ma66/preview#:~:text=This%20course%20provides%20random%20variable,and%20simple%20Markovian%20queueing%20models.](https://onlinecourses.nptel.ac.in/noc21_ma66/preview#:~:text=This%20course%20provides%20random%20variable,and%20simple%20Markovian%20queueing%20models.)

## II Year B.Tech. – I Semester

L	T	P	C
2	1	0	3

**(25AHS0301T) UNIVERSAL HUMAN VALUES – UNDERSTANDING HARMONY AND ETHICAL HUMAN CONDUCT**

**Course Objectives:**

- To help the students appreciate the essential complementary between 'VALUES' and 'SKILLS' to ensure sustained happiness and prosperity which are the core aspirations of all human beings.
- To facilitate the development of a Holistic perspective among students towards life and profession as well as towards happiness and prosperity based on a correct understanding of the Human reality and the rest of existence. Such holistic perspective forms the basis of Universal Human Values and movement towards value-based living in a natural way.
- To highlight plausible implications of such a Holistic understanding in terms of ethical human conduct, trustful and mutually fulfilling human behaviour and mutually enriching interaction with Nature.

**Course Outcomes:**

- Define the terms like Natural Acceptance, Happiness and Prosperity (L1, L2)
- Identify one's self, and one's surroundings (family, society nature) (L1, L2)
- Apply what they have learnt to their own self in different day-to-day settings in real life (L3)
- Relate human values with human relationship and human society. (L4)
- Justify the need for universal human values and harmonious existence (L5)
- Develop as socially and ecologically responsible engineers (L3, L6)

**Course Topics**

The course has 28 lectures and 14 tutorials in 5 modules. The lectures and tutorials are of 1-hour duration. Tutorial sessions are to be used to explore and practice what has been proposed during the lecture sessions.

The Teacher's Manual provides the outline for lectures as well as practice sessions. The teacher is expected to present the issues to be discussed as propositions and encourage the students to have a dialogue.

- UNIT I** Introduction to Value Education (6 lectures and 3 tutorials for practice session)
- Lecture 1: Right Understanding, Relationship and Physical Facility (Holistic Development and the Role of Education)
- Lecture 2: Understanding Value Education
- Tutorial 1: Practice Session PS1 Sharing about Oneself
- Lecture 3: self-exploration as the Process for Value Education
- Lecture 4: Continuous Happiness and Prosperity – the Basic Human Aspirations
- Tutorial 2: Practice Session PS2 Exploring Human Consciousness
- Lecture 5: Happiness and Prosperity – Current Scenario

Lecture 6: Method to Fulfill the Basic Human Aspirations  
Tutorial 3: Practice Session PS3 Exploring Natural Acceptance

**UNIT II** Harmony in the Human Being (6 lectures and 3 tutorials for practice session)  
Lecture 7: Understanding Human being as the Co-existence of the self and the body.  
Lecture 8: Distinguishing between the Needs of the self and the body  
Tutorial 4: Practice Session PS4 Exploring the difference of Needs of self and body.  
Lecture 9: The body as an Instrument of the self  
Lecture 10: Understanding Harmony in the self  
Tutorial 5: Practice Session PS5 Exploring Sources of Imagination in the self  
Lecture 11: Harmony of the self with the body  
Lecture 12: Programme to ensure self-regulation and Health  
Tutorial 6: Practice Session PS6 Exploring Harmony of self with the body

**UNIT III** Harmony in the Family and Society (6 lectures and 3 tutorials for practice session)  
Lecture 13: Harmony in the Family – the Basic Unit of Human Interaction  
Lecture 14: 'Trust' – the Foundational Value in Relationship  
Tutorial 7: Practice Session PS7 Exploring the Feeling of Trust  
Lecture 15: 'Respect' – as the Right Evaluation  
Tutorial 8: Practice Session PS8 Exploring the Feeling of Respect  
Lecture 16: Other Feelings, Justice in Human-to-Human Relationship  
Lecture 17: Understanding Harmony in the Society  
Lecture 18: Vision for the Universal Human Order  
Tutorial 9: Practice Session PS9 Exploring Systems to fulfil Human Goal

**UNIT IV** Harmony in the Nature/Existence (4 lectures and 2 tutorials for practice session)  
Lecture 19: Understanding Harmony in the Nature  
Lecture 20: Interconnectedness, self-regulation and Mutual Fulfilment among the Four Orders of Nature  
Tutorial 10: Practice Session PS10 Exploring the Four Orders of Nature  
Lecture 21: Realizing Existence as Co-existence at All Levels  
Lecture 22: The Holistic Perception of Harmony in Existence  
Tutorial 11: Practice Session PS11 Exploring Co-existence in Existence.

**UNIT V** Implications of the Holistic Understanding – a Look at Professional Ethics (6 lectures and 3 tutorials for practice session)  
Lecture 23: Natural Acceptance of Human Values  
Lecture 24: Definitiveness of (Ethical) Human Conduct  
Tutorial 12: Practice Session PS12 Exploring Ethical Human Conduct  
Lecture 25: A Basis for Humanistic Education, Humanistic Constitution and Universal Human Order  
Lecture 26: Competence in Professional Ethics  
Tutorial 13: Practice Session PS13 Exploring Humanistic Models in Education  
Lecture 27: Holistic Technologies, Production Systems and Management Models-Typical Case Studies

Lecture 28: Strategies for Transition towards Value-based Life and Profession  
Tutorial 14: Practice Session PS14 Exploring Steps of Transition towards  
Universal Human Order

Practice Sessions for UNIT I – Introduction to Value Education

PS1 Sharing about Oneself

PS2 Exploring Human Consciousness

PS3 Exploring Natural Acceptance

Practice Sessions for UNIT II – Harmony in the Human Being

PS4 Exploring the difference of Needs of self and body

PS5 Exploring Sources of Imagination in the self

PS6 Exploring Harmony of self with the body

Practice Sessions for UNIT III – Harmony in the Family and Society

PS7 Exploring the Feeling of Trust

PS8 Exploring the Feeling of Respect

PS9 Exploring Systems to fulfil Human Goal

Practice Sessions for UNIT IV – Harmony in the Nature (Existence)

PS10 Exploring the Four Orders of Nature

PS11 Exploring Co-existence in Existence

Practice Sessions for UNIT V – Implications of the Holistic Understanding – a Look at Professional Ethics

PS12 Exploring Ethical Human Conduct

PS13 Exploring Humanistic Models in Education

PS14 Exploring Steps of Transition towards Universal Human Order

**READINGS:**

**Textbook and Teachers Manual**

**a. The Textbook**

R R Gaur, R Asthana, G P Bagaria, A Foundation Course in Human Values and Professional Ethics, 2nd Revised Edition, Excel Books, New Delhi, 2019. ISBN 978-93-87034-47-1

**b. The Teacher's Manual**

R R Gaur, R Asthana, G P Bagaria, Teachers' Manual for A Foundation Course in Human Values and Professional Ethics, 2nd Revised Edition, Excel Books, New Delhi, 2019. ISBN 978-93-87034-53-2

**Reference Books**

1. JeevanVidya: EkParichaya, A Nagaraj, JeevanVidyaPrakashan, Amarkantak, 1999.

2. Human Values, A.N. Tripathi, New Age Intl. Publishers, New Delhi, 2004.

3. The Story of Stuff (Book).

4. The Story of My Experiments with Truth - by Mohandas Karamchand Gandhi

5. Small is Beautiful - E. F Schumacher.

6. Slow is Beautiful - Cecile Andrews

7. Economy of Permanence - J C Kumarappa

8. Bharat Mein Angreji Raj – PanditSunderlal

9. Rediscovering India - by Dharampal

10. Hind Swaraj or Indian Home Rule - by Mohandas K. Gandhi

11. India Wins Freedom - Maulana Abdul Kalam Azad

12. Vivekananda - Romain Rolland (English)

13. Gandhi - Romain Rolland (English)

**Mode of Conduct:**

Lecture hours are to be used for interactive discussion, placing the proposals about the topics at hand and motivating students to reflect, explore and verify them.

Tutorial hours are to be used for practice sessions.

While analyzing and discussing the topic, the faculty mentor's role is in pointing to essential elements to help in sorting them out from the surface elements. In other words, help the students explore the important or critical elements.

In the discussions, particularly during practice sessions (tutorials), the mentor encourages the student to connect with one's own self and do self-observation, self-reflection and self-exploration.

Scenarios may be used to initiate discussion. The student is encouraged to take up "ordinary" situations rather than "extra-ordinary" situations. Such observations and their analyses are shared and discussed with other students and faculty mentor, in a group sitting.

Tutorials (experiments or practical) are important for the course. The difference is that the laboratory is everyday life, and practical are how you behave and work in real life. Depending on the nature of topics, worksheets, home assignment and/or activity are included. The practice sessions (tutorials) would also provide support to a student in performing actions commensurate to his/her beliefs. It is intended that this would lead to development of commitment, namely behaving and working based on basic human values.

It is recommended that this content be placed before the student as it is, in the form of a basic foundation course, without including anything else or excluding any part of this content. Additional content may be offered in separate, higher courses. This course is to be taught by faculty from every teaching department, not exclusively by any one department.

Teacher preparation with a minimum exposure to at least one 8-day Faculty Development Program on Universal Human Values is deemed essential.

**Online Resources:**

1. <https://fdp-si.aicte-india.org/UHV-II%20Class%20Notes%20&%20Handouts/UHV%20Handout%201-Introduction%20to%20Value%20Education.pdf>
2. <https://fdp-si.aicte-india.org/UHV-II%20Class%20Notes%20&%20Handouts/UHV%20Handout%202-Harmony%20in%20the%20Human%20Being.pdf>
3. <https://fdp-si.aicte-india.org/UHV-II%20Class%20Notes%20&%20Handouts/UHV%20Handout%203-Harmony%20in%20the%20Family.pdf>
4. <https://fdp-si.aicte-india.org/UHV%201%20Teaching%20Material/D3-S2%20Respect%20July%202023.pdf>
5. <https://fdp-si.aicte-india.org/UHV-II%20Class%20Notes%20&%20Handouts/UHV%20Handout%205-Harmony%20in%20the%20Nature%20and%20Existence.pdf>
6. <https://fdp-si.aicte-india.org/download/FDPTeachingMaterial/3-days%20FDP-SI%20UHV%20Teaching%20Material/Day%203%20Handouts/UHV%203D%20D3-S2A%20Und%20Nature-Existence.pdf>
7. <https://fdp-si.aicte-india.org/UHV%20II%20Teaching%20Material/UHV%20II%20Lecture%2023-25%20Ethics%20v1.pdf>
8. <https://www.studocu.com/in/document/kiet-group-of-institutions/universal-human-values/chapter-5-holistic-understanding-of-harmony-on-professional-ethics/62490385>
9. [https://onlinecourses.swayam2.ac.in/aic22\\_ge23/preview](https://onlinecourses.swayam2.ac.in/aic22_ge23/preview)

## II Year B.Tech. – I Semester

L	T	P	C
3	0	0	3

**(25AEC4301T) SIGNALS, SYSTEMS AND STOCHASTIC PROCESSES****Course Objectives:**

- Understanding the basics of signals and systems required for ECE courses.
- To teach concepts of signals and systems and its analysis using different transform techniques.
- To provide basic understanding of random processes which is essential for the random signals and systems encountered in communications and signal Processing areas.

**Course Outcomes:**

- Understand the mathematical description and representation of continuous-time and discrete-time signals and systems, Also, understand the concepts of various transform techniques and Random Processes (L2)
- Apply sampling theorem to convert continuous-time signals to discrete-time signals and reconstruct back, different transform techniques to solve signals and system related problems. (L3)
- Formulate and solve engineering problems involving random processes. (L3)
- Analyze the frequency spectra of various continuous-time signals using different transform methods. (L4)
- Classify the systems based on their properties and determine the response of them. (L4)

**UNIT I**

**Signals & Systems:** Basic definitions and classification of Signals and Systems (Continuous time and discrete time), operations on signals, Concepts of Convolution and Correlation of signals, Analogy between vectors and signals-Orthogonality, mean square error,

**Fourier series:** Trigonometric & Exponential forms of Fourier series, Properties, Concept of discrete spectrum, Illustrative Problems.

**UNIT II**

**Fourier Transform:** Definition, Computation and properties of Fourier transform for different types of signals and systems, Inverse Fourier transform. Sampling: Sampling theorem – Graphical and analytical proof for Band Limited Signals, Reconstruction of signal from its samples, Effect of under sampling – Aliasing. Illustrative Problems.

**Laplace Transform:** Definition, ROC, Properties, Inverse Laplace transforms, the s-plane and BIBO stability, Transfer functions, System Response to standard signals, Solution of differential equations with initial conditions, Illustrative Problems.

**UNIT III**

**Signal Transmission through Linear Systems:** Linear system, impulse response, Response of a linear system for different input signals, linear time-invariant (LTI) system, linear time variant (LTV) system, Transfer function of a LTI system. Filter characteristics of linear systems. Distortion less transmission through a system, Signal bandwidth, System bandwidth,

Ideal LPF, HPF and BPF characteristics, Causality and Paley-Wiener criterion for physical realization, Relationship between bandwidth and rise time, Energy and Power spectral densities, Illustrative Problems.

#### **UNIT IV**

**Random Processes – Temporal Characteristics:** The Random Process Concept, Classification of Processes, Deterministic and Nondeterministic Processes, Distribution and Density Functions, concept of Stationarity and Statistical Independence. First-Order Stationary Processes, Second- Order and Wide-Sense Stationarity, (N-Order) and Strict Sense Stationarity, Time Averages and Ergodicity, Autocorrelation Function and Its Properties, Cross-Correlation Function and Its Properties, Covariance Functions, Gaussian Random Processes, Poisson Random Process. Random Signal, Mean and Mean-squared Value of System Response, autocorrelation Function of Response, Cross-Correlation Functions of Input and Output.

#### **UNIT V**

**Random Processes – Spectral Characteristics:** The Power Spectrum: Properties, Relationship between Power Spectrum and Autocorrelation Function, The Cross-Power Density Spectrum, Properties, Relationship between Cross-Power Spectrum and Cross Correlation Function. Spectral Characteristics of System Response: Power Density Spectrum of Response, Cross-Power Density Spectrums of Input and Output.

#### **Textbooks:**

1. Peyton Z. Peebles, “Probability, Random Variables & Random Signal Principles”, 4th Edition, TMH, 2002.
2. A.V. Oppenheim, A.S. Willsky and S.H. Nawab, “Signals and Systems”, 2nd Edition, PHI, 2009.

#### **Reference Books:**

1. Signals, Systems & Communications - B.P. Lathi, 2013, BSP.
2. Athanasios Papoulis and S. Unnikrishna Pillai, “Probability, Random Variables and Stochastic Processes”, 4th Edition, PHI, 2002
3. Simon Haykin and Van Veen, “Signals & Systems”, 2nd Edition, Wiley, 2005.
4. Matthew Sadiku and Warsame H. Ali, “Signals and Systems A primer with MATLAB”, CRC Press, 2016.
5. Hwei Hsu, “Schaum's Outline of Signals and Systems”, 4th Edition, TMH, 2019.

## II Year B.Tech. – I Semester

<b>L</b>	<b>T</b>	<b>P</b>	<b>C</b>
<b>3</b>	<b>0</b>	<b>0</b>	<b>3</b>

**(25AEC4302T) ELECTRONIC DEVICES & CIRCUITS****Course Objectives:**

- Students will be able understand the basic principles of all semiconductor devices.
- Able to analyze diode circuits, various biasing and small signal equivalent circuits of amplifiers, compare the performance of BJTs and MOSFETs
- Able to design rectifier circuits and various amplifier circuits using BJTs and MOSFETs.

**Course Outcomes:** *After the completion of the course students will be able to*

- Understand principle of operation, characteristics and applications of semiconductor diodes, special diodes, BJTs, JFET and MOSFETs. (L2)
- Applying the basic principles solving the problems related to Semiconductor diodes, BJTs, and MOSFETs. (L3)
- Analyze diode circuits for different applications such as rectifiers, clippers and clampers also analyze biasing circuits of BJTs, and MOSFETs. (L4)
- Design of diode circuits and amplifiers using BJTs, and MOSFETs. (L4)
- Compare the performance of various semiconductor devices. (L4)

**UNIT I**

PN junction diode: Review, diode current equation, Diode resistance, Transition and Diffusion Capacitance, effect of temperature on PN junction diode, Quantitative analysis of Half-wave, Full-wave and Bridge Rectifiers with and without Filters, Ripple Factor and Regulation Characteristics, Clipping and Clamping circuits, Illustrative problems.

Special Diodes: Construction, operation and VI characteristics of Tunnel Diode, Varactor Diode, LED, LCD, Photo Diode, SCR and UJT.

**UNIT II**

Review of Bipolar Junction Transistors, Characteristics, Transistor as an Amplifier and as a Switch, BJT Configurations, Limits of Operation, BJT Specifications.

Biasing and Stabilization: Operating Point, DC and AC Load Lines, Importance of Biasing, Fixed Bias, Collector to Base Bias, Self-Bias, Bias Stability, Thermal Runaway, Thermal Stability, Illustrative problems.

**UNIT III**

BJT Small Signal Operation and Models- the transconductance, input resistance at the base, input resistance at the emitter, Voltage gain, separating the Signal and the DC Quantities, The Hybrid  $\pi$  Model, the T Model. Single Stage BJT Amplifiers - Common-Emitter (CE) amplifier without and with emitter resistance, Common-Base (CB) amplifier, Common-Collector (CC) amplifier or Emitter Follower, Problem solving.

#### **UNIT IV**

Junction Field Effect Transistor (FET): Construction, Principle of Operation, V–I Characteristics, Comparison of BJT and FET, FET as Voltage Variable Resistor. FET biasing.

MOS Field Effect Transistors: Introduction, Device Structure and Physical Operation, CMOS, V - I Characteristics, MOSFET Circuits at DC, MOSFET as an Amplifier and as a Switch. Biasing in MOS Amplifier circuits - biasing by fixing V<sub>GS</sub> with and without source resistance, biasing using drain to gate feedback resistor, biasing using constant current source, body effect, Problem solving.

#### **UNIT V**

MOSFET Small Signal Operation Models– the dc bias, separating the DC analysis and the signal analysis, Small signal equivalent circuit models, the transconductance, the T equivalent circuit model, Single stage MOS Amplifiers – common source (CS) amplifier without and with source resistance, common gate (CG) amplifier, source follower, Problem Solving.

#### **Textbooks:**

1. Adel S. Sedra and Kenneth C. Smith, “Microelectronic Circuits – Theory and Applications”, 6<sup>th</sup> Edition, Oxford Press, 2013.
2. J. Milliman and C Halkias, “Integrated electronics”, 2nd Edition, Tata McGraw Hill, 1991.

#### **References:**

1. Donald A Neamen, “Electronic Circuits – analysis and design”, 3rd Edition, McGraw Hill (India), 2019.
2. Behzad Razavi, “Microelectronics”, Second edition, Wiley, 2013.
3. R.L. Boylestad and Louis Nashelsky, “Electronic Devices and Circuits,” 9th Edition, Pearson, 2006.
4. Jimmie J Cathey, “Electronic Devices and Circuits,” Schaum’s outlines series, 3<sup>rd</sup> edition, McGraw-Hill (India), 2010.

## II Year B.Tech. – I Semester

L	T	P	C
3	0	0	3

**(25AEC4303TT) DIGITAL CIRCUITS DESIGN****Course Objectives:**

- Understand the properties of Boolean algebra, logic operations, and minimization of Boolean functions.
- Analyze combinational and analyze sequential logic circuits.
- Understand the concepts of FSM and compare various Programmable logic devices.
- Model combinational and sequential circuits using HDLs.

**Course Outcomes: After completing the course, the student should be able to:**

- Understand the properties of Boolean algebra, logic operations, concepts of FSM (L2)
- Apply techniques for minimization of Boolean functions (L3)
- Analyze combinational and Sequential logic circuits. (L4)
- Compare various Programmable logic devices. (L4)
- Design and Model combinational and sequential circuits using HDLs. (L5, L6)

**UNIT I Boolean algebra, logic operations, and minimization of Boolean functions**

Review of Number Systems and Codes, Representation of unsigned and signed integers, Floating Point representation of real numbers, Laws of Boolean Algebra, Theorems of Boolean Algebra, Realization of functions using logic gates, Canonical forms of Boolean Functions, Minimization of Functions using Karnaugh Maps.

**UNIT II Combinational Logic Circuits**

Combinational circuits, Design with basic logic gates, design procedure, adders, subtractors, 4-bit binary adder/ subtractor circuit, BCD adder, carry look- a-head adder, binary multiplier, magnitude comparator, data selectors, priority encoders, decoders, multiplexers, demultiplexers.

**UNIT III Hardware Description Language**

Introduction to Verilog - structural specification of logic circuits, behavioral specification of logic circuits, hierarchical Verilog Code, Verilog for combinational circuits - conditional operator, if-else statement, case statement, for loop using sequential circuits with CAD tools.

**UNIT IV Sequential Logic Circuits**

Basic architectural distinction between combinational and sequential circuits, Design procedure, latches, flip-flops, truth tables and excitation tables, timing and triggering consideration, conversion of flip- flops, design of counters, ripple counters, synchronous counters, ring counter, Johnson counter, registers, shift registers, universal shift register. Verilog constructs for sequential circuits, flip-flop with clear capability, using Verilog constructs for registers and counters.

**UNIT V Finite State Machines and Programmable Logic Devices**

Types of FSM, capabilities and limitations of FSM, state assignment, realization of FSM using flip-flops, Mealy to Moore conversion and vice-versa, reduction of state tables using

partition technique, Design of sequence detector. Types of PLD's: PROM, PAL, PLA, basic structure of CPLD and FPGA, advantages of FPGAs.

**Textbooks:**

1. M. Morris Mano, "Digital Design", 3rd Edition, PHI. (Unit I to IV)
2. Stephen Brown and Zvonko Vranesic, "Fundamentals of Digital Logic with Verilog Design", 3rd Edition, McGraw-Hill (Unit V)

**Reference Books:**

1. Charles H. Roth, Jr, "Fundamentals of Logic Design", 4th Edition, Jaico Publishers.
2. Zvi Kohavi and Niraj K. Jha, "Switching and Finite Automata Theory, 3rd Edition, Cambridge University Press, 2010.
3. Samir Palnitkar, "Verilog HDL: A Guide to Digital Design and Synthesis", 2<sup>nd</sup> Edition, Prentice Hall PTR.
4. D.P. Leach, A.P. Malvino, "Digital Principles and Applications", TMH, 7th Edition.

## II Year B.Tech. – I Semester

L	T	P	C
0	0	3	1.5

**(25AEC4302P) ELECTRONIC DEVICES & CIRCUITS LAB****Course Objectives:**

- Verify the theoretical concepts practically from all the experiments.
- Analyse the characteristics of Diodes, BJT, MOSFET, UJT.
- Design the amplifier circuits from the given specifications.
- Model the electronic circuits using tools such as PSPICE/Multisim.

**Course Outcomes:**

- Understand the characteristics and applications of basic electronic devices. (L2)
- Plot the characteristics of electronic devices. (L3)
- Analyze various biasing circuits and electronic circuits as amplifiers (L4).
- Design MOSFET / BJT based amplifiers for the given specifications. (L5)
- Simulate all circuits in PSPICE /Multisim. (L5).

**LIST OF EXPERIMENTS: (Implement / Execute any 10 experiments).**

1. Verify various clipping and clamper circuits using PN junction diode and draw the suitable graphs.
2. Study and draw the Volt Ampere characteristics of UJT and determine  $\eta$ ,  $I_P$ ,  $I_v$ ,  $V_P$ , &  $V_v$  from the experiment.
3. Verification of the input and output characteristics of BJT in Common Emitter configuration experimentally and find required parameters from the graphs.
4. Study and draw the input and output characteristics of BJT in Common Base configuration experimentally and determine required parameters from the graphs.
5. Verification of the input and output characteristics of BJT in Common Collector configuration experimentally and find required parameters from the graphs. Study and draw the V- I characteristics of JFET experimentally.
6. Study and draw the **output** and **transfer** characteristics of MOSFET (Enhance mode) in Common Source Configuration experimentally. Find **Threshold voltage ( $V_T$ )**,  **$g_m$** , &  **$K$**  from the graphs.
7. Study and draw the **output** and **transfer** characteristics of MOSFET (Depletion mode) or JFET in Common Source Configuration experimentally. Find  **$I_{DSS}$** ,  **$g_m$** , &  **$V_P$**  from the graphs.
8. Design and analysis of voltage- divider bias/self-bias circuit using BJT.
9. Design and analysis of self-bias circuit using MOSFET.
10. Design a suitable circuit for switch using MOSFET/BJT.
11. Design a small signal amplifier using MOSFET (common source) for the given specifications. Draw the frequency response and find the bandwidth.
12. Design a small signal amplifier using BJT (common emitter) for the given specifications. Draw the frequency response and find the bandwidth.

**Tools / Equipment Required:** Software Tool like Multisim/ Pspice or Equivalent, DC Power supplies, Multi meters, DC Ammeters, DC Voltmeters, AC Voltmeters, CROs, all the required active devices.

## II Year B.Tech. – I Semester

L	T	P	C
0	0	3	1.5

**(25AEC4303P) DIGITAL DESIGN & SIGNAL SIMULATION LAB****Course Objectives:**

- Verify the truth tables of various logic circuits.
- Design sequential/combinational circuit using Hardware Description Language and verify their functionality.
- Simulate various Signals and Systems through MATLAB
- Analyze the output of a system when it is excited by different types of deterministic and random signals.

**Course Outcomes: After completing the course, the student should be able to:**

- Verify the truth tables of various logic circuits. (L2)
- Understand how to simulate different types of signals and system response. (L2)
- Design sequential and combinational logic circuits and verify their functionality. (L3, L4)
- Analyze the response of different systems when they are excited by different signals and plot power spectral density of signals. (L4)
- Generate different random signals for the given specifications. (L5)

**List of Experiments:****PART A**

1. Design a simple combinational circuit with four variables and obtain minimal SOP expression and verify the truth table using Digital Trainer Kit.
2. Verification of functional table of 3 to 8-line Decoder /De-multiplexer
3. 4 variable logic function verification using 8 to1 multiplexer.
4. Design full adder circuit and verify its functional table.
5. Design a four-bit ring counter using D Flip-Flops/JK Flip Flop and verify output.
6. Design a four-bit Johnson's counter using D Flip-Flops/JK Flip Flops and verify output
7. Verify the operation of 4-bit Universal Shift Register for different Modes of operation.
8. Draw the circuit diagram of MOD-8 ripple counter and construct a circuit using T-Flip-Flops and Test It with a low frequency clock and sketch the output waveforms.
9. Design MOD-8 synchronous counter using T Flip-Flop and verify the result and sketch the output waveforms.
10. (a) Draw the circuit diagram of a single bit comparator and test the output  
(b) Construct 7 Segment Display Circuit Using Decoder and 7 Segment LED and test it.

**Note:** Design and verify combinational and sequential circuits using Hardware Description Language

**References:**

1. M. Morris Mano, "Digital Design", 3rd Edition, PHI

## **PART B**

### **List of Experiments:**

1. Write a program to generate various Signals and Sequences: Periodic and Aperiodic, Unit Impulse, Unit Step, Square, Saw tooth, Triangular, Sinusoidal, Ramp, Sinc function.
2. Perform operations on Signals and Sequences: Addition, Multiplication, Scaling, Shifting, Folding, Computation of Energy and Average Power.
3. Write a program to find the trigonometric & exponential Fourier series coefficients of a rectangular periodic signal. Reconstruct the signal by combining the Fourier series coefficients with appropriate weightings- Plot the discrete spectrum of the signal.
4. Write a program to find Fourier transform of a given signal. Plot its amplitude and phase spectrum.
5. Write a program to convolve two discrete time sequences. Plot all the sequences.
6. Write a program to find autocorrelation and cross correlation of given sequences.
7. Write a program to verify Linearity and Time Invariance properties of a given Continuous System.
8. Write a program to generate discrete time sequence by sampling a continuous time signal. Show that with sampling rates less than Nyquist rate, aliasing occurs while reconstructing the signal.
9. Write a program to find magnitude and phase response of first order low pass and high pass filter. Plot the responses in logarithmic scale.
10. Write a program to generate Complex Gaussian noise and find its mean, variance, Probability Density Function (PDF) and Power Spectral Density (PSD).
11. Generate a Random data (with bipolar) for a given data rate (say 10kbps). Plot the same for a time period of 0.2 sec.
12. To plot pole-zero diagram in S-plane of given signal/sequence and verify its stability.

Note: Any 10 experiments. All the experiments are to be simulated using MATLAB or equivalent software.

### **References:**

Stephen J. Chapman, “MATLAB Programming for Engineers”, Cengage, November 2012.

**II Year B.Tech. – I Semester**

L	T	P	C
0	1	2	2

**(25ACS5301S) PYTHON PROGRAMMING**

**Course Objectives:** The main objectives of the course are to

- Introduce core programming concepts of Python programming language.
- Demonstrate about Python data structures like Lists, Tuples, Sets and dictionaries
- Implement Functions, Modules and Regular Expressions in Python Programming and to create practical and contemporary applications using these

**Course Outcomes:** After completion of the course, students will be able to

- Showcase adept command of Python syntax, deftly utilizing variables, data types, control structures, functions, modules, and exception handling to engineer robust and efficient code solutions. (L4)
- Apply Python programming concepts to solve a variety of computational problems (L3)
- Understand the principles of object-oriented programming (OOP) in Python, including classes, objects, inheritance, polymorphism, and encapsulation, and apply them to design and implement Python programs (L3)
- Proficient in using commonly used Python libraries and frameworks such as JSON, XML, NumPy, pandas (L2)
- Exhibit competence in implementing and manipulating fundamental data structures such as lists, tuples, sets, dictionaries (L3)

**UNTI-I:**

History of Python Programming Language, Thrust Areas of Python, Installing Anaconda Python Distribution, Installing and Using Jupyter Notebook.

Parts of Python Programming Language: Identifiers, Keywords, Statements and Expressions, Variables, Operators, Precedence and Associativity, Data Types, Indentation, Comments, Reading Input, Print Output, Type Conversions, the type () Function and Is Operator, Dynamic and Strongly Typed Language.

Control Flow Statements: if statement, if-else statement, if...elif...else, Nested if statement, while Loop, for Loop, continue and break Statements, Catching Exceptions Using try and except Statement.

**Sample Experiments:**

1. Write a program to find the largest element among three Numbers.
2. Write a Program to display all prime numbers within an interval
3. Write a program to swap two numbers without using a temporary variable.
4. Demonstrate the following Operators in Python with suitable examples.
  - i) Arithmetic Operators
  - ii) Relational Operators
  - iii) Assignment Operators
  - iv) Logical Operators
  - v) Bit wise Operators
  - vi) Ternary Operator
  - vii) Membership Operators
  - viii) Identity Operators
5. Write a program to add and multiply complex numbers
6. Write a program to print multiplication table of a given number.

**UNIT-II:**

Functions: Built-In Functions, Commonly Used Modules, Function Definition and Calling the function, return Statement and void Function, Scope and Lifetime of Variables, Default Parameters, Keyword Arguments, \*args and \*\*kwargs, Command Line Arguments.

Strings: Creating and Storing Strings, Basic String Operations, Accessing Characters in String by Index Number, String Slicing and Joining, String Methods, Formatting Strings.

Lists: Creating Lists, Basic List Operations, Indexing and Slicing in Lists, Built-In Functions Used on Lists, List Methods, del Statement.

**Sample Experiments:**

7. Write a program to define a function with multiple return values.
8. Write a program to define a function using default arguments.
9. Write a program to find the length of the string without using any library functions.
10. Write a program to check if the substring is present in a given string or not.
11. Write a program to perform the given operations on a list:
  - i. addition
  - ii. insertion
  - iii. slicing
12. Write a program to perform any 5 built-in functions by taking any list.

**UNIT-III:**

Dictionaries: Creating Dictionary, Accessing and Modifying key:value Pairs in Dictionaries, Built-In Functions Used on Dictionaries, Dictionary Methods, del Statement.

Tuples and Sets: Creating Tuples, Basic Tuple Operations, tuple() Function, Indexing and Slicing in Tuples, Built-In Functions Used on Tuples, Relation between Tuples and Lists, Relation between Tuples and Dictionaries, Using zip() Function, Sets, Set Methods, Frozenset.

**Sample Experiments:**

13. Write a program to create tuples (name, age, address, college) for at least two members and concatenate the tuples and print the concatenated tuples.
14. Write a program to count the number of vowels in a string (No control flow allowed).
15. Write a program to check if a given key exists in a dictionary or not.
16. Write a program to add a new key-value pair to an existing dictionary.
17. Write a program to sum all the items in a given dictionary.

**UNIT-IV:**

Files: Types of Files, Creating and Reading Text Data, File Methods to Read and Write Data, Reading and Writing Binary Files, Pickle Module, Reading and Writing CSV Files, Python os and os.path Modules.

Object-Oriented Programming: Classes and Objects, Creating Classes in Python, Creating Objects in Python, Constructor Method, Classes with Multiple Objects, Class Attributes Vs Data Attributes, Encapsulation, Inheritance, Polymorphism.

**Sample Experiments:**

18. Write a program to sort words in a file and put them in another file. The output file should have only lower-case words, so any upper-case words from source must be lowered.
19. Python program to print each line of a file in reverse order.

20. Python program to compute the number of characters, words and lines in a file.
21. Write a program to create, display, append, insert and reverse the order of the items in the array.
22. Write a program to add, transpose and multiply two matrices.
23. Write a Python program to create a class that represents a shape. Include methods to calculate its area and perimeter. Implement subclasses for different shapes like circle, triangle, and square.

**UNIT-V:**

Introduction to Data Science: Functional Programming, JSON and XML in Python, NumPy with Python, Pandas.

**Sample Experiments:**

24. Python program to check whether a JSON string contains complex object or not.
25. Python Program to demonstrate NumPy arrays creation using array () function.
26. Python program to demonstrate use of ndim, shape, size, dtype.
27. Python program to demonstrate basic slicing, integer and Boolean indexing.
28. Python program to find min, max, sum, cumulative sum of array
29. Create a dictionary with at least five keys and each key represent value as a list where this list contains at least ten values and convert this dictionary as a pandas data frame and explore the data through the data frame as follows:
  - a) Apply head () function to the pandas data frame
  - b) Perform various data selection operations on Data Frame
30. Select any two columns from the above data frame, and observe the change in one attribute with respect to other attribute with scatter and plot operations in matplotlib

**Reference Books:**

1. Gowri shankar S, Veena A., Introduction to Python Programming, CRC Press.
2. Python Programming, S Sridhar, J Indumathi, V M Hariharan, 2<sup>nd</sup> Edition, Pearson, 2024
3. Introduction to Programming Using Python, Y. Daniel Liang, Pearson.

**Online Learning Resources/Virtual Labs:**

1. <https://www.coursera.org/learn/python-for-applied-data-science-ai>
2. <https://www.coursera.org/learn/python?specialization=python#syllabus>

## II Year B.Tech. – I Semester

L	T	P	C
2	0	0	0

**(25AHS0301M) ENVIRONMENTAL SCIENCE****Course Objectives:**

- To make the students to get awareness on environment.
- To understand the importance of protecting natural resources, ecosystems for future generations and pollution causes due to the day to day activities of human life
- To save earth from the inventions by the engineers.

**UNIT I**

**Multidisciplinary Nature of Environmental Studies:** – Definition, Scope and Importance – Need for Public Awareness.

**Natural Resources :** Renewable and non-renewable resources – Natural resources and associated problems – Forest resources – Use and over – exploitation, deforestation, case studies – Timber extraction – Mining, dams and other effects on forest and tribal people – Water resources – Use and over utilization of surface and ground water – Floods, drought, conflicts over water, dams – benefits and problems – Mineral resources: Use and exploitation, environmental effects of extracting and using mineral resources, case studies – Food resources: World food problems, changes caused by agriculture and overgrazing, effects of modern agriculture, fertilizer-pesticide problems, water logging, salinity, case studies. – Energy resources:

**UNIT II**

**Ecosystems:** Concept of an ecosystem. – Structure and function of an ecosystem – Producers, consumers and decomposers – Energy flow in the ecosystem – Ecological succession – Food chains, food webs and ecological pyramids – Introduction, types, characteristic features, structure and function of the following ecosystem:

- Forest ecosystem.
- Grassland ecosystem
- Desert ecosystem.
- Aquatic ecosystems (ponds, streams, lakes, rivers, oceans, estuaries)

**Biodiversity and its Conservation :** Introduction 0 Definition: genetic, species and ecosystem diversity – Bio-geographical classification of India – Value of biodiversity: consumptive use, Productive use, social, ethical, aesthetic and option values – Biodiversity at global, National and local levels – India as a mega-diversity nation – Hot-spots of biodiversity – Threats to biodiversity: habitat loss, poaching of wildlife, man-wildlife conflicts – Endangered and endemic species of India – Conservation of biodiversity: In-situ and Ex-situ conservation of biodiversity.

**UNIT III**

**Environmental Pollution:** Definition, Cause, effects and control measures of :

- Air Pollution.
- Water pollution
- Soil pollution
- Marine pollution
- Noise pollution
- Thermal pollution
- Nuclear hazards

**Solid Waste Management:** Causes, effects and control measures of urban and industrial wastes –

Role of an individual in prevention of pollution – Pollution case studies – Disaster management: floods, earthquake, cyclone and landslides.

#### **UNIT IV**

**Social Issues and the Environment:** From Unsustainable to Sustainable development – Urban problems related to energy – Water conservation, rain water harvesting, watershed management – Resettlement and rehabilitation of people; its problems and concerns. Case studies – Environmental ethics: Issues and possible solutions – Climate change, global warming, acid rain, ozone layer depletion, nuclear accidents and holocaust. Case Studies – Wasteland reclamation. – Consumerism and waste products. – Environment Protection Act. – Air (Prevention and Control of Pollution) Act. – Water (Prevention and control of Pollution) Act – Wildlife Protection Act – Forest Conservation Act – Issues involved in enforcement of environmental legislation – Public awareness.

#### **UNIT V**

**Human Population and the Environment:** Population growth, variation among nations. Population explosion – Family Welfare Programmes. – Environment and human health – Human Rights – Value Education – HIV/AIDS – Women and Child Welfare – Role of information Technology in Environment and human health – Case studies.

**Field Work:** Visit to a local area to document environmental assets River/forest grassland/hill/mountain – Visit to a local polluted site-Urban/Rural/Industrial/Agricultural Study of common plants, insects, and birds – river, hill slopes, etc..

#### **Textbooks:**

1. Textbook of Environmental Studies for Undergraduate Courses Erach Bharucha for University Grants Commission, Universities Press.
2. Palaniswamy, “Environmental Studies”, Pearson education
3. S.Azeem Unnisa, “Environmental Studies” Academic Publishing Company
4. K.Raghavan Nambiar, “Text book of Environmental Studies for Undergraduate Courses as per UGC model syllabus”, Scitech Publications (India), Pvt. Ltd.

#### **References:**

1. Deeksha Dave and E.Sai Baba Reddy, “Textbook of Environmental Science”, Cengage Publications.
2. M.Anji Reddy, “Text book of Environmental Sciences and Technology”, BS Publication.
3. J.P.Sharma, Comprehensive Environmental studies, Laxmi publications.
4. J. Glynn Henry and Gary W. Heinke, “Environmental Sciences and Engineering”, Prentice hall of India Private limited
5. G.R.Chatwal, “A Text Book of Environmental Studies” Himalaya Publishing House
6. Gilbert M. Masters and Wendell P. Ela, “Introduction to Environmental Engineering and Science, Prentice hall of India Private limited.

## II Year B.Tech. – II Semester

<b>L</b>	<b>T</b>	<b>P</b>	<b>C</b>
<b>2</b>	<b>0</b>	<b>0</b>	<b>2</b>

**(25AMB2401a) MANAGERIAL ECONOMICS AND FINANCIAL ANALYSIS****Course Objectives:**

- To inculcate the basic knowledge of microeconomics and financial accounting
- To make the students learn how demand is estimated for different products, input-output relationship for optimizing production and cost
- To Know the Various types of market structure and pricing methods and strategy
- To give an overview on investment appraisal methods to promote the students to learn how to plan long-term investment decisions.
- To provide fundamental skills on accounting and to explain the process of preparing financial statements.

**Course Outcomes:**

- Define the concepts related to Managerial Economics, financial accounting and management(L2)
- Understand the fundamentals of Economics viz., Demand, Production, cost, revenue and markets (L2)
- Apply the Concept of Production cost and revenues for effective Business decision (L3)
- Analyze how to invest their capital and maximize returns (L4)
- Evaluate the capital budgeting techniques. (L5)
- Develop the accounting statements and evaluate the financial performance of business entity (L5)

**UNIT - I Managerial Economics**

Introduction – Nature, meaning, significance, functions, and advantages. Demand-Concept, Function, Law of Demand - Demand Elasticity- Types – Measurement. Demand Forecasting-Factors governing Forecasting, Methods. Managerial Economics and Financial Accounting and Management.

**UNIT - II Production and Cost Analysis**

Introduction – Nature, meaning, significance, functions and advantages. Production Function– Least- cost combination– Short run and long run Production Function- Isoquants and Is costs, Cost & Break-Even Analysis - Cost concepts and Cost behaviour- Break-Even Analysis (BEA) - Determination of Break-Even Point (Simple Problems).

**UNIT - III Business Organizations and Markets**

Introduction – Forms of Business Organizations- Sole Proprietary - Partnership - Joint Stock Companies - Public Sector Enterprises. Types of Markets - Perfect and Imperfect Competition - Features of Perfect Competition Monopoly- Monopolistic Competition–Oligopoly-Price-Output Determination - Pricing Methods and Strategies

**UNIT - IV Capital Budgeting**

Introduction – Nature, meaning, significance. Types of Working Capital, Components,

Sources of Short-term and Long-term Capital, Estimating Working capital requirements. Capital Budgeting– Features, Proposals, Methods and Evaluation. Projects – Pay Back Method, Accounting Rate of Return (ARR) Net Present Value (NPV) Internal Rate Return (IRR) Method (sample problems)

### **UNIT - V      Financial Accounting and Analysis**

Introduction – Concepts and Conventions- Double-Entry Bookkeeping, Journal, Ledger, Trial Balance- Final Accounts (Trading Account, Profit and Loss Account and Balance Sheet with simple adjustments). Introduction to Financial Analysis - Analysis and Interpretation of Liquidity Ratios, Activity Ratios, and Capital structure Ratios and Profitability.

#### **Textbooks:**

1. Varshney & Maheswari: Managerial Economics, Sultan Chand.
2. Aryasri: Business Economics and Financial Analysis, 4/e, MGH.

#### **Reference Books:**

1. Ahuja Hl Managerial economics Schand.
2. S.A. Siddiqui and A.S. Siddiqui: Managerial Economics and Financial Analysis, New Age International.
3. Joseph G. Nellis and David Parker: Principles of Business Economics, Pearson, 2/e, New Delhi.
4. Domnick Salvatore: Managerial Economics in a Global Economy, Cengage.

#### **Online Learning Resources:**

<https://www.slideshare.net/123ps/managerial-economics-ppt>

<https://www.slideshare.net/rossanz/production-and-cost-45827016>

<https://www.slideshare.net/darkyla/business-organizations-19917607>

<https://www.slideshare.net/balarajbl/market-and-classification-of-market>

<https://www.slideshare.net/ruchi101/capital-budgeting-ppt-59565396>

<https://www.slideshare.net/ashu1983/financial-accounting>

**II Year B.Tech. – II Semester**

L	T	P	C
2	0	0	2

**(25AMB2401b) ORGANISATIONAL BEHAVIOUR****Course Objectives:**

- To enable student's comprehension of organizational behavior
- To offer knowledge to students on self-motivation, leadership and management
- To facilitate them to become powerful leaders
- To Impart knowledge about group dynamics
- To make them understand the importance of change and development

**Course Outcomes:**

- Define the Organizational Behaviour, its nature and scope. (L2)
- Understand the nature and concept of Organizational behaviour (L2)
- Apply theories of motivation to analyse the performance problems (L3)
- Analyse the different theories of leadership (L4)
- Evaluate group dynamics (L5)
- Develop as powerful leader (L5)

**UNIT - I Introduction to Organizational Behavior**

Meaning, definition, nature, scope and functions - Organizing Process – Making organizing effective -Understanding Individual Behaviour –Attitude -Perception - Learning – Personality.

**UNIT - II Motivation and Leading**

Theories of Motivation- Maslow's Hierarchy of Needs - Herzberg's Two Factor Theory - Vroom's theory of expectancy – Mc Clelland's theory of needs–Mc Gregor's theory X and theory Y– Adam's equity theory.

**UNIT - III Organizational Culture**

Introduction – Meaning, scope, definition, Nature - Organizational Climate - Leadership - Traits Theory–Managerial Grid - Transactional Vs Transformational Leadership - Qualities of good Leader - Conflict Management -Evaluating Leader.

**UNIT - IV Group Dynamics**

Introduction – Meaning, scope, definition, Nature- Types of groups - Determinants of group behaviour - Group process – Group Development - Group norms - Group cohesiveness - Small Groups - Group decision making - Team building - Conflict in the organization–Conflict resolution

**UNIT - V Organizational Change and Development**

Introduction –Nature, Meaning, scope, definition and functions- Organizational Culture - Changing the Culture – Change Management – Work Stress Management - Organizational management – Managerial implications of organization's change and development

**Textbooks:**

1. Luthans, Fred, Organisational Behaviour, McGraw-Hill, 12 Th edition.
2. P Subba Ran, Organisational Behaviour, Himalya Publishing House.

**Reference Books:**

1. McShane, Organizational Behaviour, TMH
2. Nelson, Organisational Behaviour, Thomson.
3. Robbins, P. Stephen, Timothy A. Judge, Organisational Behaviour, Pearson.
4. Aswathappa, Organisational Behaviour, Himalaya.

**Online Learning Resources:**

<https://www.slideshare.net/Knight1040/organizational-culture>

9608857s://www.slideshare.net/AbhayRajpoot3/motivation-165556714

<https://www.slideshare.net/harshrastogi1/group-dynamics-159412405>

<https://www.slideshare.net/vanyasingla1/organizational-change-development-26565951>

## II Year B.Tech. – II Semester

L	T	P	C
2	0	0	2

**(23A52402c) BUSINESS ENVIRONMENT****Course Objectives:**

- To make the student to understand about the business environment
- To enable them in knowing the importance of fiscal and monetary policy
- To facilitate them in understanding the export policy of the country
- To Impart knowledge about the functioning and role of WTO
- To Encourage the student in knowing the structure of stock markets

**Course Outcomes:**

- Define Business Environment and its Importance. (L2)
- Understand various types of business environment. (L2)
- Apply the knowledge of Money markets in future investment (L3)
- Analyse India's Trade Policy (L4)
- Evaluate fiscal and monetary policy (L5)
- Develop a personal synthesis and approach for identifying business opportunities (L5)

**UNIT - I Overview of Business Environment**

Introduction – meaning Nature, Scope, significance, functions and advantages. Types- Internal & External, Micro and Macro. Competitive structure of industries - Environmental analysis- advantages & limitations of environmental analysis.

**UNIT - II Fiscal & Monetary Policy**

Introduction – Nature, meaning, significance, functions and advantages. Public Revenues - Public Expenditure - Evaluation of recent fiscal policy of GOI. Highlights of Budget- Monetary Policy - Demand and Supply of Money – RBI - Objectives of monetary and credit policy - Recent trends- Role of Finance Commission.

**UNIT - III India's Trade Policy**

Introduction – Nature, meaning, significance, functions and advantages. Magnitude and direction of Indian International Trade - Bilateral and Multilateral Trade Agreements - EXIM policy and role of EXIM bank - Balance of Payments– Structure & Major components - Causes for Disequilibrium in Balance of Payments - Correction measures.

**UNIT - IV World Trade Organization**

Introduction – Nature, significance, functions and advantages. Organization and Structure - Role and functions of WTO in promoting world trade - GATT - Agreements in the Uruguay Round – TRIPS, TRIMS - Disputes Settlement Mechanism - Dumping and Anti-dumping Measures.

**UNIT - V Money Markets and Capital Markets**

Introduction – Nature, meaning, significance, functions and advantages. Features and components of Indian financial systems - Objectives, features and structure of money markets and capital markets - Reforms and recent development – SEBI – Stock Exchanges

- Investor protection and role of SEBI, Introduction to international finance.

**Textbooks:**

1. Francis Cherunilam, International Business: Text and Cases, Prentice Hall of India.
2. K. Aswathappa, Essentials of Business Environment: Texts and Cases & Exercises 13th Revised Edition.HPH

**Reference Books:**

- 1.K. V. Sivayya, V. B. M Das, Indian Industrial Economy, Sultan Chand Publishers, New Delhi, India.
2. Sundaram, Black, International Business Environment Text and Cases, Prentice Hall of India, New Delhi, India.
3. Chari. S. N, International Business, Wiley India.
- 4.E. Bhattacharya, International Business, Excel Publications, New Delhi.

**Online Learning Resources:**

- <https://www.slideshare.net/ShompaDhali/business-environment-53111245>
- <https://www.slideshare.net/rbalsells/fiscal-policy-ppt>
- <https://www.slideshare.net/aguness/monetary-policy-presentationppt>
- <https://www.slideshare.net/DaudRizwan/monetary-policy-of-india-69561982>
- <https://www.slideshare.net/ShikhaGupta31/indias-trade-policyppt>
- <https://www.slideshare.net/viking2690/wto-ppt-60260883>
- <https://www.slideshare.net/prateeknepal3/ppt-mo>

## II Year B.Tech. – II Semester

L	T	P	C
3	0	0	3

**(25AEE2401T) LINEAR CONTROL SYSTEMS****Course Objectives:**

- Introduce the basic principles and applications of control systems.
- Learn the time response and steady state response of the systems.
- Know the time domain analysis and solutions to time invariant systems.
- Understand different aspects of stability analysis of systems in frequency domain.
- Understand the concept of state space, controllability and observability.

**Course Outcomes: After completing the course, the student should be able to:**

- Summarize the basic principles and applications of control systems. (L2)
- Understand the time response and steady state response of the systems. (L2)
- Understand the concept of state space, controllability and observability. (L2)
- Apply time domain analysis to find solutions to time invariant systems. (L3)
- Analyze different aspects of stability analysis of systems in frequency domain. (L4)

**UNIT I**

**Control Systems Concepts:** Open loop and closed loop control systems and their differences- Examples of control systems- Classification of control systems, Feedback characteristics, Effects of positive and negative feedback, Mathematical models – Differential equations of translational and rotational mechanical systems and electrical systems, Analogous Systems, Block diagram reduction methods – Signal flow graphs - Reduction using Mason's gain formula. Controller components, DC Servomotor and AC Servomotor-their transfer functions, Synchronos.

**UNIT II**

**Time Response Analysis:** Step Response - Impulse Response - Time response of first order systems – Characteristic Equation of Feedback control systems, Transient response of second order systems - Time domain specifications – Steady state response - Steady state errors and error constants, Study of effects and Design of P, PI, PD and PID Controllers on second order system.

**UNIT III**

**Stability Analysis in Time Domain:** The concept of stability – Routh's stability criterion – Stability and conditional stability - limitations of Routh's stability. The Root locus concept - construction of root loci-effects of adding poles and zeros to  $G(s)$   $H(s)$  on the root loci.

**UNIT IV**

**Frequency Response Analysis:** Introduction, Frequency domain specifications-Bode diagrams-Determination of Frequency domain specifications and transfer function from the Bode Diagram - Stability Analysis from Bode Plots. Polar Plots- Nyquist Plots- Phase margin and Gain margin-Stability Analysis.

Compensation techniques – Study of Effects and Design of Lag, Lead, Lag-Lead Compensator design in frequency Domain on a second order system.

## **UNIT V**

**State Space Analysis of Continuous Systems:** Concepts of state, state variables and state model - differential equations & Transfer function models - Block diagrams. Diagonalization, Transfer function from state model, solving the Time invariant state Equations- State Transition Matrix and its Properties. System response through State Space models. The concepts of controllability and observability,

### **Textbooks:**

1. Modern Control Engineering by Katsuhiko Ogata, Prentice Hall of India Pvt. Ltd., 5<sup>th</sup> edition, 2010.
2. Control Systems Engineering by I. J. Nagrath and M. Gopal, New Age International (P) Limited Publishers, 5<sup>th</sup> edition, 2007.

### **References:**

1. Control Systems Principles & Design by M.Gopal, 4<sup>th</sup> Edition, McGraw Hill Education,2012.
2. Automatic Control Systems by B. C. Kuo and Farid Golnaraghi, John wiley and sons, 8th edition,2003.
3. Feedback and Control Systems, Joseph J Distefano III, Allen R Stubberud & Ivan J Williams, 2<sup>nd</sup> Edition, Schaum's outlines, McGraw Hill Education,2013.
4. Control System Design by Graham C. Goodwin, Stefan F. Graebe and Mario E. Salgado, Pearson, 2000.
5. Feedback Control of Dynamic Systems by Gene F. Franklin, J.D. Powell and Abbas Emami- Naeini, 6<sup>th</sup> Edition, Pearson,2010.

## II Year B.Tech. – II Semester

<b>L</b>	<b>T</b>	<b>P</b>	<b>C</b>
<b>3</b>	<b>0</b>	<b>0</b>	<b>3</b>

**(25AEC4401T) EM WAVES AND TRANSMISSION LINES****Course Objectives:**

- To understand and analyze different laws and theorems of electrostatic fields.
- To study and analyze different laws and theorems of magnetostatic fields.
- Analyzing Maxwell's equations in different forms.
- To learn the concepts of wave theory and its propagation through various mediums.
- To get exposure to the properties of transmission lines.

**Course Outcomes: At the end of this course the student will be able to:**

- Learn the concepts of wave theory and its propagation through various mediums. (L2)
- Understand the properties of transmission lines and their applications. (L2)
- Apply the laws & theorems of electrostatic fields to solve the related problems (L3)
- Gain proficiency in the analysis and application of magnetostatic laws and theorems (L4).
- Analyze Maxwell's equations in different forms. (L4)

**UNIT I**

Review of Co-ordinate Systems, **Electrostatics:** Coulomb's Law, Electric Field Intensity, Electric Flux Density, Gauss Law and Applications, Electric Potential, Maxwell's Two Equations for Electrostatic Fields, Energy Density, Illustrative Problems. Convection and Conduction Currents, Dielectric Constant, Poisson's and Laplace's Equations; Capacitance – Parallel Plate, Coaxial Capacitors, Illustrative Problems.

**UNIT II**

**Magnetostatics:** Biot-Savart Law, Ampere's Circuital Law and Applications, Magnetic Flux Density, Maxwell's Two Equations for Magnetostatic Fields, Magnetic Scalar and Vector Potentials, Forces due to Magnetic Fields, Ampere's Force Law, Inductances and Magnetic Energy, Illustrative Problems.

**Maxwell's Equations (Time Varying Fields):** Faraday's Law and Transformer EMF, Inconsistency of Ampere's Law and Displacement Current Density, Maxwell's Equations in Different Final Forms and Word Statements, Conditions at a Boundary Surface, Illustrative Problems.

**UNIT III**

**EM Wave Characteristics:** Wave Equations for Conducting and Perfect Dielectric Media, Uniform Plane Waves – Definition, All Relations Between E & H, Sinusoidal Variations, Wave Propagation in Lossy dielectrics, lossless dielectrics, free space, wave propagation in good conductors, skin depth, Polarization & Types, Illustrative Problems.

Reflection and Refraction of Plane Waves – Normal and Oblique Incidences, for both Perfect Conductor and Perfect Dielectrics, Brewster Angle, Critical Angle and Total Internal

Reflection, Surface Impedance, Poynting Vector and Poynting Theorem, Illustrative Problems.

#### **UNIT IV**

**Transmission Lines - I** : Types, Parameters, T &  $\pi$  Equivalent Circuits, Transmission Line Equations, Primary & Secondary Constants, Expressions for Characteristic Impedance, Propagation Constant, Phase and Group Velocities, Infinite Line, Lossless lines, distortion less lines, Illustrative Problems.

#### **UNIT V**

**Transmission Lines – II**: Input Impedance Relations, Reflection Coefficient, VSWR, Average Power, Shorted Lines, Open Circuited Lines, and Matched Lines, Low loss radio frequency and UHF Transmission lines, UHF Lines as Circuit Elements, Smith Chart – Construction and Applications, Quarter wave transformer, Single Stub Matching, Illustrative Problems.

#### **Textbooks:**

1. Elements of Electromagnetics, Matthew N.O. Sadiku, 4<sup>th</sup> Edition, Oxford University Press, 2008.
2. Electromagnetic Waves and Radiating Systems, E.C. Jordan and K.G. Balmain, 2<sup>nd</sup> Edition, PHI, 2000.

#### **References:**

1. Electromagnetic Field Theory and Transmission Lines, G. S. N. Raju, 2<sup>nd</sup> Edition, Pearson Education, 2013.
2. Engineering Electromagnetics, William H. Hayt Jr. and John A. Buck, 7<sup>th</sup> Edition, Tata McGraw Hill, 2006.
3. Electromagnetics, John D. Krauss, 3<sup>rd</sup> Edition, McGraw Hill, 1988.
4. Networks, Lines, and Fields, John D. Ryder, 2<sup>nd</sup> Edition, PHI publications, 2012.

**II Year B.Tech. – II Semester**

<b>L</b>	<b>T</b>	<b>P</b>	<b>C</b>
<b>3</b>	<b>0</b>	<b>0</b>	<b>3</b>

**(25AEC4402T) ELECTRONIC CIRCUITS ANALYSIS****Course Objectives:**

- Understand the characteristics of Differential amplifiers, feedback and power amplifiers.
- Analyze the response of tuned amplifiers
- Categorize different oscillator circuits based on the application
- Design the electronic circuits for the given specifications and for a given application.

**Course Outcomes:**

- Understand the characteristics of differential amplifiers, feedback and power amplifiers. (L2)
- Examine the frequency response of multistage and differential amplifier circuits using BJT & MOSFETs at low and high frequencies. (L3)
- Investigate different feedback and power amplifier circuits based on the application. (L4)
- Derive the expressions for frequency of oscillation and condition for oscillation of RC and LC oscillator circuits. (L4)
- Evaluate the performance of different tuned amplifiers (L5)
- Design analog circuits for the given specifications and application. (L6)

**UNIT I**

Multistage & Differential Amplifiers: Introduction, Classification of Amplifiers, Distortion in amplifiers, Coupling Schemes, RC Coupled Amplifier using BJT, Cascaded RC Coupled BJT Amplifiers, Cascode amplifier, Darlington pair, the MOS Differential Pair, Small-Signal Operation of the MOS Differential Pair, The BJT Differential Pair, and other Nonideal Characteristics of the Differential Amplifier.

**UNIT II**

Frequency Response: Low-Frequency Response of the CS and CE Amplifiers, Internal Capacitive Effects and the High-Frequency Model of the MOSFET and the BJT, High-Frequency Response of the CE, Emitter follower, CS, CD,  $f_{\beta}$ ,  $f_T$  and gain bandwidth product.

**UNIT III**

Feedback Amplifiers: Introduction, The General Feedback Structure, Some Properties of Negative Feedback, The Four Basic Feedback Topologies, Series—Shunt, Series—Series, Shunt—Shunt, Shunt—Series.

Oscillators: General Considerations, Phase Shift Oscillator, Wien-Bridge Oscillator, LC Oscillators, Relaxation Oscillator, Crystal Oscillators, Illustrative Problems.

**UNIT IV**

Power Amplifiers: Introduction, Class A amplifiers (Series fed, Transformer coupled, Push pull), Second Harmonic distortion, Class B amplifiers (Push pull, Complementary symmetry), Crossover distortion and Class AB operation, Class C amplifiers, Power BJTs, MOS power transistors.

**UNIT V**

Tuned Amplifiers: Introduction, single Tuned Amplifiers – Q-factor, frequency response, Double Tuned Amplifiers – Q-factor, frequency response, Concept of stagger tuning and synchronous tuning.

Multivibrators: Analysis and Design of Bistable, Monostable, Astable Multivibrators and Schmitt trigger using Transistors.

**Textbooks:**

1. Adel. S. Sedra and Kenneth C. Smith, “Micro Electronic Circuits,” 6th Edition, Oxford University Press, 2011.
2. J. Millman, H. Taub and Mothiki S. PrakashRao - Pulse, Digital and Switching Waveforms –2nd Ed., TMH, 2008.
3. Millman, C Chalkias, “Integrated Electronics”, 4thEdition, McGraw Hill Education (India) Private Ltd., 2015.

**References:**

1. Behzad Razavi, “Fundamentals of Micro Electronics”, Wiley, 2010.
2. Donald A Neamen, “Electronic Circuits – Analysis and Design,” 3rdEdition, McGraw Hill (India), 2019.
3. Robert L. Boylestad and Louis Nashelsky, “Electronic Devices and Circuits Theory”, 9th Edition, Pearson/Prentice Hall, 2006.

**II Year B.Tech. – II Semester**

<b>L</b>	<b>T</b>	<b>P</b>	<b>C</b>
<b>3</b>	<b>0</b>	<b>0</b>	<b>3</b>

**(25AEC4403T) ANALOG AND DIGITAL COMMUNICATIONS****Course Objectives:**

- Introduce various modulation and demodulation techniques of analog and digital communication systems.
- Analyze different parameters of analog and digital communication techniques.
- Understand function of various stages of AM, FM transmitters and Know characteristics of AM & FM receivers.
- Analyze the performance of various digital modulation techniques in the presence of AWGN.

**Course Outcomes:**

- Recognize the basic terminology used in analog and digital communication technique for transmission of information/data. (L1)
- Explain the basic operation of different analog and digital communication systems at baseband and passband level. (L2)
- Compute various parameters of baseband and passband transmission schemes by applying basic engineering knowledge. (L3)
- Analyze the performance of different modulation & demodulation techniques to solve complex problems in the presence of noise. (L4)
- Evaluate the performance of all analog and digital modulation techniques to know the merits and demerits of each one of them in terms of bandwidth and power efficiency. (L5)

**UNIT I**

Amplitude Modulation: Need for modulation, Amplitude Modulation - Time and frequency domain description, single tone modulation, power relations in AM waves, Generation of AM waves - Switching modulator, Detection of AM Waves - Envelope detector, DSBSC modulation - time and frequency domain description, Generation of DSBSC Waves - Balanced Modulators, Coherent detection of DSB-SC Modulated waves, COSTAS Loop, SSB modulation - time and frequency domain description, frequency discrimination and Phase discrimination methods for generating SSB, Demodulation of SSB Waves, principle of Vestigial side band modulation.

**UNIT II**

Angle Modulation: Basic concepts of Phase Modulation, Frequency Modulation: Single tone frequency modulation, Spectrum Analysis of Sinusoidal FM Wave using Bessel functions, Narrow band FM, Wide band FM, Constant Average Power, Transmission bandwidth of FM Wave - Generation of FM Signal- Armstrong Method, Detection of FM Signal: Balanced slope detector, Phase locked loop, Comparison of FM and AM., Concept of Pre-emphasis and de-emphasis

**UNIT III**

Transmitters: Classification of Transmitters, AM Transmitters, FM Transmitters

Receivers: Radio Receiver - Receiver Types - Tuned radio frequency receiver, Super

heterodyne receiver, RF section and Characteristics - Frequency changing and tracking, Intermediate frequency, Image frequency, AGC, Amplitude limiting, FM Receiver, Comparison of AM and FM Receivers.

#### UNIT IV

Introduction to Noise: Types of Noise, Receiver Model, Noise in AM, DSB, SSB, and FM Receivers.

Pulse Modulation: Types of Pulse modulation- PAM, PWM and PPM. Comparison of FDM and TDM. Pulse Code Modulation: PCM Generation and Reconstruction, Quantization Noise, Non-Uniform Quantization and Companding, Delta Modulation, DPCM, Noise in PCM and DM.

#### UNIT V

Digital Modulation Techniques: Coherent Digital Modulation Schemes – ASK, BPSK, BFSK, QPSK, Non-coherent BFSK, DPSK. M-ary Modulation Techniques, Power Spectra, Bandwidth Efficiency.

Baseband Transmission and Optimal Reception of Digital Signal: A Baseband Signal Receiver, Probability of Error, Optimum Receiver, Coherent Reception, ISI, Eye Diagrams.

#### **Textbooks:**

1. Simon Haykin, “Communication Systems”, JohnWiley& Sons, 4<sup>th</sup> Edition, 2004.
2. Wayne Tomasi - Electronics Communication Systems-Fundamentals through Advanced, 5<sup>th</sup>Ed., PHI, 2009
3. B. P. Lathi, Zhi Ding “ Modern Digital and Analog Communication Systems”, Oxford press, 2011.

#### **References:**

1. Sam Shanmugam, “Digital and Analog Communication Systems”, JohnWiley& Sons, 1999.
2. Bernard Sklar, F. J. harris“Digial Communications: Fundamentals andApplications”, Pearson Publications, 2020.
3. Taub and Schilling, “ Principles of Communication Systems”, Tata McGraw Hill, 2007.

## II Year B.Tech. – II Semester

L	T	P	C
0	0	3	1.5

**(25AEC4402P) ELECTRONIC CIRCUITS ANALYSIS LAB****Course Objectives:**

- Plot the characteristics of Differential amplifiers, feedback and power amplifiers.
- Analyze the response of tuned amplifiers and multivibrators.
- Categorize different oscillator circuits based on the application.
- Design the electronic circuits for the given specifications and for a given application.

**Course Outcomes:**

- Know about the usage of equipment/components/software tools used to conduct experiments in analog circuits. (L2)
- Conduct the experiment based on the knowledge acquired in the theory about various analog circuits using BJT/MOSFETs to find the important parameters of the circuit experimentally. (L3)
- Analyze the given analog circuit to find required important metrics of it theoretically. (L4)
- Compare the experimental results with that of theoretical ones and infer the conclusions. (L4)
- Design the circuit for the given specifications. (L6)

**List of Experiments:**

1. Design and Analysis of Darlington pair.
2. Frequency response of CE – CC multistage Amplifier
3. Design and Analysis of Cascode Amplifier.
4. Frequency Response of Differential Amplifier
5. Design and Analysis of any two topologies of feedback amplifiers and find the frequency response of it.
6. Design and Analysis of Class A power amplifier.
7. Design and Analysis of Class AB amplifier.
8. Design and Analysis of RC phase shift oscillator.
9. Design and Analysis of LC Oscillator
10. Frequency Response of Single Tuned amplifier
11. Design a Bistable Multivibrator and analyze the effect of commutating capacitors and draw the wave forms at base and collector of transistors.
12. Design an Astable Multivibrator and draw the wave forms at base and collector of transistors.
13. Design a Monostable Multivibrator and draw the input and output waveforms.
14. Draw the response of Schmitt trigger for gain of greater than and less than one.

Note: At least 12 experiments shall be performed.

Faculty members who are handling the laboratory shall see that students are given design specifications for a given circuit appropriately and monitor the design and analysis aspects of the circuit.

## II Year B.Tech. – II Semester

L	T	P	C
0	0	3	1.5

**(25AEC4403P) ANALOG AND DIGITAL COMMUNICATIONS LAB****Course Objectives:**

- Understand the basics of analog and digital modulation techniques.
- Integrate theory with experiments so that the students appreciate the knowledge gained from the theory course.
- Design and implement different modulation and demodulation techniques and their applications.
- Develop cognitive and behavioral skills for performance analysis of various modulation techniques.

**Course Outcomes:**

- Know about the usage of equipment/components/software tools used to conduct experiments in analog and digital modulation techniques. (L2)
- Conduct the experiment based on the knowledge acquired in the theory about modulation and demodulation schemes to find the important metrics of the communication system experimentally. (L3)
- Analyze the performance of a given modulation scheme to find the important metrics of the system theoretically. (L4)
- Compare the experimental results with that of theoretical ones and infer the conclusions. (L4)

**List of Experiments:**

Design the circuits and verify the following experiments taking minimum of six from each section shown below.

**Section-A**

1. AM Modulation and Demodulation
2. DSB-SC Modulation and Demodulation
3. Frequency Division Multiplexing
4. FM Modulation and Demodulation
5. Radio receiver measurements
6. PAM Modulation and Demodulation
7. PWM Modulation and Demodulation
8. PPM Modulation and Demodulation

**Section-B**

1. Sampling Theorem.
2. Time Division Multiplexing
3. Delta Modulation and Demodulation
4. PCM Modulation and Demodulation
5. BPSK Modulation and Demodulation
6. BFSK Modulation and Demodulation
7. QPSK Modulation and Demodulation
8. DPSK Modulation and Demodulation

Note: Faculty members (who are handling the laboratory) are requested to instruct the students not to use readymade kits for conducting the experiments. They are advised to make

the students work in the laboratory by constructing the circuits and analyzing them during the lab sessions.

## II Year B.Tech. – II Semester

L	T	P	C
0	1	2	2

### (25HS0401S) SOFT SKILLS

#### Course Objectives:

- To encourage all round development of the students by focusing on soft skills
- To make the students aware of critical thinking and problem-solving skills
- To enhance healthy relationship and understanding within and outside an organization
- To function effectively with heterogeneous teams

#### Course Outcomes

- List out various elements of soft skills (L1, L2)
- Describe methods for building professional image (L1, L2)
- Apply critical thinking skills in problem solving (L3)
- Analyse the needs of an individual and team for well-being (L4)
- Assess the situation and take necessary decisions (L5)
- Create a productive workplace atmosphere using social and work-life skills ensuring personal and emotional well-being (L6)

#### UNIT I Soft Skills & Communication Skills

Soft Skills - Introduction, Need - Mastering Techniques of Soft Skills – Communication Skills -Significance, process, types - Barriers of communication - Improving techniques.

##### Activities:

Intrapersonal Skills- Narration about self- strengths and weaknesses- clarity of thought – self-expression – articulating with felicity.

(The facilitator can guide the participants before the activity citing examples from the lives of the great, anecdotes and literary sources)

Interpersonal Skills- Group Discussion – Debate – Team Tasks - Book and film Reviews by groups - Group leader presenting views (non- controversial and secular) on contemporary issues or on a given topic.

Verbal Communication- Oral Presentations- Extempore- brief addresses and speeches-convincing- negotiating- agreeing and disagreeing with professional grace.

Non-verbal communication – Public speaking – Mock interviews – presentations with an objective to identify non- verbal clues and remedy the lapses on observation.

#### UNIT II Critical Thinking

Active Listening – Observation – Curiosity – Introspection – Analytical Thinking – Open-mindedness – Creative Thinking - Positive thinking - Reflection

##### Activities:

Gathering information and statistics on a topic - sequencing – assorting – reasoning – critiquing issues –placing the problem – finding the root cause - seeking viable solution – judging with rationale – evaluating the views of others - Case Study, Story Analysis

### **UNIT III Problem Solving & Decision Making**

Meaning & features of Problem Solving – Managing Conflict – Conflict resolution – Team building - Effective decision making in teams – Methods & Styles

#### **Activities:**

Placing a problem which involves conflict of interests, choice and views – formulating the problem – exploring solutions by proper reasoning – Discussion on important professional, career and organizational decisions and initiate debate on the appropriateness of the decision.  
Case Study & Group Discussion

### **UNIT IV Emotional Intelligence & Stress Management**

Managing Emotions – Thinking before Reacting – Empathy for Others – Self-awareness – Self-Regulation – Stress factors – Controlling Stress – Tips

#### **Activities:**

Providing situations for the participants to express emotions such as happiness, enthusiasm, gratitude, sympathy, and confidence, compassion in the form of written or oral presentations. Providing opportunities for the participants to narrate certain crisis and stress –ridden situations caused by failure, anger, jealousy, resentment and frustration in the form of written and oral presentation, Organizing Debates

### **UNIT V Corporate Etiquette**

Etiquette- Introduction, concept, significance - Corporate etiquette - meaning, modern etiquette, benefits - Global and local culture sensitivity - Gender Sensitivity - Etiquette in interaction- Cell phone etiquette - Dining etiquette - Netiquette - Job interview etiquette - Corporate grooming tips -Overcoming challenges

#### **Activities**

Providing situations to take part in the Role Plays where the students will learn about bad and good manners and etiquette - Group Activities to showcase gender sensitivity, dining etiquette etc. - Conducting mock job interviews - Case Study - Business Etiquette Games

#### **NOTE:-**

1. The facilitator can guide the participants before the activity citing examples from the lives of the great, anecdotes, epics, scriptures, autobiographies and literary sources which bear true relevance to the prescribed skill.
2. Case studies may be given wherever feasible for example for Decision Making- The decision of King Lear.

#### **Prescribed Books:**

1. Mitra Barun K, Personality Development and Soft Skills, Oxford University Press, Pap/Cdr edition 2012
2. Dr Shikha Kapoor, Personality Development and Soft Skills: Preparing for Tomorrow, I K International Publishing House, 2018

#### **Reference Books**

1. Sharma, Prashant, Soft Skills: Personality Development for Life Success, BPB Publications 2018.
2. Alex K, Soft Skills S.Chand & Co, 2012 (Revised edition)

3. Gajendra Singh Chauhan & Sangeetha Sharma, Soft Skills: An Integrated Approach to Maximise Personality Published by Wiley, 2013
4. Pillai, Sabina & Fernandez Agna, Soft Skills and Employability Skills, Cambridge University Press, 2018
5. Soft Skills for a Big Impact (English, Paperback, Renu Shorey) Publisher: Notion Press
6. Dr. Rajiv Kumar Jain, Dr. Usha Jain, Life Skills (Paperback English) Publisher : Vayu Education of India, 2014

**Online Learning Resources:**

1. [https://youtu.be/DUlsNJtg2L8?list=PLLy\\_2iUCG87CQhELCYtvXh0E\\_y-bOO1\\_q](https://youtu.be/DUlsNJtg2L8?list=PLLy_2iUCG87CQhELCYtvXh0E_y-bOO1_q)
2. [https://youtu.be/xBaLgJZ0t6A?list=PLzf4HHlsQFwJZel\\_j2PUy0pwjVUgj7KIJ](https://youtu.be/xBaLgJZ0t6A?list=PLzf4HHlsQFwJZel_j2PUy0pwjVUgj7KIJ)
3. <https://youtu.be/-Y-R9hDI7IU>
4. <https://youtu.be/gkLsn4ddmTs>
5. <https://youtu.be/2bf9K2rRWwo>
6. <https://youtu.be/FchfE3c2jzc>
7. <https://www.businesstrainingworks.com/training-resource/five-free-business-etiquette-training-games/>
8. [https://onlinecourses.nptel.ac.in/noc24\\_hs15/preview](https://onlinecourses.nptel.ac.in/noc24_hs15/preview)
9. [https://onlinecourses.nptel.ac.in/noc21\\_hs76/preview](https://onlinecourses.nptel.ac.in/noc21_hs76/preview)

## II Year B.Tech. – II Semester

<b>L</b>	<b>T</b>	<b>P</b>	<b>C</b>
<b>1</b>	<b>0</b>	<b>2</b>	<b>2</b>

**(25AME3401S) DESIGN THINKING & INNOVATION****Course Objectives:**

The objective of this course is to familiarize students with design thinking process as a tool for breakthrough innovation. It aims to equip students with design thinking skills and ignite the minds to create innovative ideas, develop solutions for real-time problems.

**Course Outcomes:**

- Define the concepts related to design thinking. (L1, L2)
- Explain the fundamentals of Design Thinking and innovation (L1, L2)
- Apply the design thinking techniques for solving problems in various sectors. (L3)
- Analyse to work in a multidisciplinary environment (L4)
- Evaluate the value of creativity (L5)
- Formulate specific problem statements of real time issues (L3, L6)

**UNIT I Introduction to Design Thinking**

Introduction to elements and principles of Design, basics of design-dot, line, shape, form as fundamental design components. Principles of design. Introduction to design thinking, history of Design Thinking, New materials in Industry.

**UNIT II Design Thinking Process**

Design thinking process (empathize, analyze, idea & prototype), implementing the process in driving inventions, design thinking in social innovations. Tools of design thinking - person, customer, journey map, brainstorming, product development

**Activity:** Every student presents their idea in three minutes, Every student can present design process in the form of flow diagram or flow chart etc. Every student should explain about product development.

**UNIT III Innovation**

Art of innovation, Difference between innovation and creativity, role of creativity and innovation in organizations- Creativity to Innovation- Teams for innovation- Measuring the impact and value of creativity.

**Activity:** Debate on innovation and creativity, Flow and planning from idea to innovation, Debate on value-based innovation.

**UNIT IV Product Design**

Problem formation, introduction to product design, Product strategies, Product value, Product planning, product specifications- Innovation towards product design- Case studies

**Activity:** Importance of modelling, how to set specifications, Explaining their own product design.

## **UNIT V      Design Thinking in Business Processes**

Design Thinking applied in Business & Strategic Innovation, Design Thinking principles that redefine business – Business challenges: Growth, Predictability, Change, Maintaining Relevance, Extreme competition, Standardization. Design thinking to meet corporate needs- Design thinking for Startups- Defining and testing Business Models and Business Cases- Developing & testing prototypes.

**Activity:** How to market our own product, About maintenance, Reliability and plan for startup.

### **Textbooks:**

1. Tim Brown, Change by design, Harper Bollins (2009)
2. Idris Mootee, Design Thinking for Strategic Innovation, 2013, John Wiley & Sons.

### **Reference Books:**

1. David Lee, Design Thinking in the Classroom, Ulysses press
2. Shrutin N Shetty, Design the Future, Norton Press
3. William Lidwell, Universal Principles of Design- Kritinaholden, Jill Butter.
4. Chesbrough.H, The Era of Open Innovation – 2013

### **Online Learning Resources:**

<https://nptel.ac.in/courses/110/106/110106124/>  
<https://nptel.ac.in/courses/109/104/109104109/>  
[https://swayam.gov.in/nd1\\_noc19\\_mg60/preview](https://swayam.gov.in/nd1_noc19_mg60/preview)

## **COMMUNITY SERVICE PROJECT**

### **.....Experiential learning through community engagement**

#### **Introduction**

- Community Service Project is an experiential learning strategy that integrates meaningful community service with instruction, participation, learning and community development.
- Community Service Project involves students in community development and service activities and applies the experience to personal and academic development.
- Community Service Project is meant to link the community with the college for mutual benefit. The community will benefit with the focused contribution of the college students for the village/ local development. The college finds an opportunity to develop social sensibility and responsibility among students and emerge as a socially responsible institution.

#### **Objective**

Community Service Project should be an integral part of the curriculum, as an alternative to the 2 months of Summer Internships / Apprenticeships / On the Job Training, whenever there is an exigency when students cannot pursue their summer internships. The specific objectives are;

- To sensitize the students to the living conditions of the people who are around them,
- To help students to realize the stark realities of society.
- To bring about an attitudinal change in the students and help them to develop societal consciousness, sensibility, responsibility and accountability
- To make students aware of their inner strength and help them to find new /out of box solutions to social problems.
- To make students socially responsible citizens who are sensitive to the needs of the disadvantaged sections.
- To help students to initiate developmental activities in the community in coordination with public and government authorities.
- To develop a holistic life perspective among the students by making them study culture, traditions, habits, lifestyles, resource utilization, wastages and its management, social problems, public administration system and the roles and responsibilities of different persons across different social systems.

#### **Implementation of Community Service Project**

- Every student should put in 6 weeks for the Community Service Project during the summer vacation.
- Each class/section should be assigned with a mentor.
- Specific Departments could concentrate on their major areas of concern. For example, Dept. of Computer Science can take up activities related to Computer Literacy to different sections of people like - youth, women, housewives, etc
- A logbook must be maintained by each of the students, where the activities undertaken/involved to be recorded.
- The logbook has to be countersigned by the concerned mentor/faculty in charge.
- An evaluation to be done based on the active participation of the student and grade could be awarded by the mentor/faculty member.
- The final evaluation to be reflected in the grade memo of the student.

- The Community Service Project should be different from the regular programs of NSS/NCC/Green Corps/Red Ribbon Club, etc.
- Minor project reports should be submitted by each student. An internal Viva shall also be conducted by a committee constituted by the principal of the college.
- Award of marks shall be made as per the guidelines of Internship/apprentice/ on the job training.

### **Procedure**

- A group of students or even a single student could be assigned for a particular habitation or village or municipal ward, as far as possible, in the near vicinity of their place of stay, to enable them to commute from their residence and return back by evening or so.
- The Community Service Project is a twofold one –
  - First, the student/s could conduct a survey of the habitation, if necessary, in terms of their own domain or subject area. Or it can even be a general survey, incorporating all the different areas. A common survey format could be designed. This should not be viewed as a duplication of work by the Village or Ward volunteers, rather, it could be another primary source of data.
  - Secondly, the student/s could take up a social activity, concerning their domain or subject area. The different areas, could be like –
    - Agriculture
    - Health
    - Marketing and Cooperation
    - Animal Husbandry
    - Horticulture
    - Fisheries
    - Sericulture
    - Revenue and Survey
    - Natural Disaster Management
    - Irrigation
    - Law & Order
    - Excise and Prohibition
    - Mines and Geology
    - Energy
    - Internet
    - Free Electricity
    - Drinking Water

### **EXPECTED OUTCOMES**

#### **BENEFITS OF COMMUNITY SERVICE PROJECT TO STUDENTS**

##### **Learning Outcomes**

- Positive impact on students' academic learning
- Improves students' ability to apply what they have learned in "the real world"
- Positive impact on academic outcomes such as demonstrated complexity of understanding, problem analysis, problem-solving, critical thinking, and cognitive development.
- Improved ability to understand complexity and ambiguity

##### **Personal Outcomes**

- Greater sense of personal efficacy, personal identity, spiritual growth, and moral development
- Greater interpersonal development, particularly the ability to work well with others, and build leadership and communication skills.

**Social Outcomes**

- Reduced stereotypes and greater inter-cultural understanding
- Improved social responsibility and citizenship skills
- Greater involvement in community service after graduation

**Career Development**

- Connections with professionals and community members for learning and career opportunities
- Greater academic learning, leadership skills, and personal efficacy can lead to greater opportunity.

**Relationship with the Institution**

- Stronger relationships with faculty
- Greater satisfaction with college
- Improved graduation rates

**BENEFITS OF COMMUNITY SERVICE PROJECT TO FACULTY MEMBERS**

- Satisfaction with the quality of student learning
- New avenues for research and publication via new relationships between faculty and community
- Providing networking opportunities with engaged faculty in other disciplines or institutions
- A stronger commitment to one's research.

**BENEFITS OF COMMUNITY SERVICE PROJECT TO COLLEGES AND UNIVERSITIES**

- Improved institutional commitment.
- Improved student retention
- Enhanced community relations

**BENEFITS OF COMMUNITY SERVICE PROJECT TO COMMUNITY**

- Satisfaction with student participation
- Valuable human resources needed to achieve community goals.
- New energy, enthusiasm and perspectives applied to community work.
- Enhanced community-university relations.

**SUGGESTIVE LIST OF PROGRAMMES UNDER COMMUNITY SERVICE PROJECT**

The following the recommended list of projects for Engineering students. The lists are not exhaustive and open for additions, deletions, and modifications. Colleges are expected to focus on specific local issues for this kind of project. The students are expected to carry out these projects with involvement, commitment, responsibility, and accountability. The mentors of a group of students should take the responsibility of motivating, facilitating, and guiding the students. They have to interact with local leadership and people and appraise the objectives and benefits of this kind of project. The project reports shall be placed in the college website for reference. Systematic, Factual, methodical and honest reporting should be

ensured.

**For Engineering Students**

1. Water facilities and drinking water availability
2. Health and hygiene
3. Stress levels and coping mechanisms
4. Health intervention programmes
5. Horticulture
6. Herbal plants
7. Botanical survey
8. Zoological survey
9. Marine products
10. Aqua culture
11. Inland fisheries
12. Animals and species
13. Nutrition
14. Traditional health care methods
15. Food habits
16. Air pollution
17. Water pollution
18. Plantation
19. Soil protection
20. Renewable energy
21. Plant diseases
22. Yoga awareness and practice
23. Health care awareness programmes and their impact
24. Use of chemicals on fruits and vegetables
25. Organic farming
26. Crop rotation
27. Flourey culture
28. Access to safe drinking water
29. Geographical survey
30. Geological survey
31. Sericulture
32. Study of species
33. Food adulteration
34. Incidence of Diabetes and other chronic diseases
35. Human genetics
36. Blood groups and blood levels
37. Internet Usage in Villages
38. Android Phone usage by different people
39. Utilisation of free electricity to farmers and related issues
40. Gender ration in schooling lvel- observation.

**Complimenting the community service project the students may be involved to take up some awareness campaigns on social issues/special groups. The suggested list of programs**

Programs for School Children

1. Reading Skill Program (Reading Competition)

2. Preparation of Study Materials for the next class.
3. Personality / Leadership Development
4. Career Guidance for X class students
5. Screening Documentary and other educational films
6. Awareness Program on Good Touch and Bad Touch (Sexual abuse)
7. Awareness Program on Socially relevant themes.

Programs for Women Empowerment

1. Government Guidelines and Policy Guidelines
2. Women's Rights
3. Domestic Violence
4. Prevention and Control of Cancer
5. Promotion of Social Entrepreneurship

General Camps

1. General Medical camps
2. Eye Camps
3. Dental Camps
4. Importance of protected drinking water
5. ODF awareness camp
6. Swatch Bharath
7. AIDS awareness camp
8. Anti Plastic Awareness
9. Programs on Environment
10. Health and Hygiene
11. Hand wash programmes
12. Commemoration and Celebration of important days

Programs for Youth Empowerment

1. Leadership
2. Anti-alcoholism and Drug addiction
3. Anti-tobacco
4. Awareness on Competitive Examinations
5. Personality Development

Common Programs

1. Awareness on RTI
2. Health intervention programmes
3. Yoga
4. Tree plantation
5. Programs in consonance with the Govt. Departments like –
  - i. Agriculture
  - ii. Health
  - iii. Marketing and Cooperation
  - iv. Animal Husbandry
  - v. Horticulture
  - vi. Fisheries
  - vii. Sericulture
  - viii. Revenue and Survey
  - ix. Natural Disaster Management
  - x. Irrigation
  - xi. Law & Order
  - xii. Excise and Prohibition

- xiii. Mines and Geology
- xiv. Energy

**Role of Students:**

- Students may not have the expertise to conduct all the programmes on their own. The students then can play a facilitator role.
- For conducting special camps like Health related, they will be coordinating with the Governmental agencies.
- As and when required the College faculty themselves act as Resource Persons.
- Students can work in close association with Non-Governmental Organizations like Lions Club, Rotary Club, etc or with any NGO actively working in that habitation.
- And also, with the Governmental Departments. If the program is rolled out, the District Administration could be roped in for the successful deployment of the program.
- An in-house training and induction program could be arranged for the faculty and participating students, to expose them to the methodology of Service Learning.

**Timeline for the Community Service Project Activity**

**Duration: 8 weeks**

**1. Preliminary Survey (One Week)**

- A preliminary survey including the socio-economic conditions of the allotted habitation to be conducted.
- A survey form based on the type of habitation to be prepared before visiting the habitation with the help of social sciences faculty. (However, a template could be designed for different habitations, rural/urban.
- The Governmental agencies, like revenue administration, corporation and municipal authorities and village secretariats could be aligned for the survey.

**2. Community Awareness Campaigns (One Week)**

- Based on the survey and the specific requirements of the habitation, different awareness campaigns and programmes to be conducted, spread over two weeks of time. The list of activities suggested could be taken into consideration.

**3. Community Immersion Programme (Three Weeks)**

**Along with the Community Awareness Programmes**, the student batch can also work with any one of the below-listed governmental agencies and work in tandem with them. This community involvement programme will involve the students in exposing themselves to experiential learning about the community and its dynamics. Programs could be in consonance with the Govt. Departments.

**4. Community Exit Report (One Week)**

- During the last week of the Community Service Project, a detailed report of the outcome of the 8 weeks' works to be drafted and a copy shall be submitted to the local administration. This report will be a basis for the next batch of students visiting that habitation. The same report submitted to the teacher-mentor will be evaluated by the mentor and suitable marks are awarded for onward submission to the University. Throughout the Community Service Project, a daily logbook need to be maintained by the students batch, which should be countersigned by the governmental agency

representative and the teacher-mentor, who is required to periodically visit the students and guide them.

**III B.Tech I Semester (E.C.E)**

S.No.	Course code	Title	L	T	P	Credits
1	25AEC4501T	Analog and Digital IC Applications	3	0	0	3
2	25AEC4502T	Antennas & Wave Propagation	3	0	0	3
3	25AEC4503T	Microprocessors and Microcontrollers	3	0	0	3
4	25ACS5504T	Introduction To Quantum Technologies And Applications	3	0	0	3
5	25ACS5505Ta 25ACS5505Tb 25ACS5505Tc	<b>Professional Elective-I</b> 1. Computer Architecture & Organization 2. Information theory and coding 3. Detection and Estimation Theory	3	0	0	3
6		<b>Open Elective-I</b>	3	0	0	3
7	25AEC4501P	Analog & Digital IC Applications Lab	0	0	3	1.5
8	25AEC4503P	Microprocessors and Microcontrollers Lab	0	0	3	1.5
9	25AEC4506S	<b>Skill Enhancement course</b> PCB Design and Prototype development.	0	1	2	2
10	25AEC4508P	Tinkering Lab	0	0	2	1
11	25AEC4507	Evaluation of Community Service Internship	-	-	-	2
<b>Total</b>			<b>18</b>	<b>1</b>	<b>10</b>	<b>26</b>

**Open Elective – I**

S.No.	Course Code	Course Name	Offered by the Dept.
1	25ACE1505Ta	Green Buildings	CIVIL
2	25ACE1505Tb	Construction Technology and Management	
3	25AEE2505T	Electrical Safety Practices and Standards	EEE
4	25AME3506T	Sustainable Energy Technologies	ME
5	25ACS5506Ta	Java Programming	CSE& Allied/IT
6	25ACS5506Tb	Fundamentals of Artificial Intelligence	
7	25ACS5506T	Quantum Technologies and Applications	
8	25AHS0507Ta	Mathematics for Machine Learning and AI	Mathematics
9	25AHS0507Tb	Materials Characterization Techniques	Physics
10	25AHS0507Tc	Chemistry of Energy Systems	Chemistry
11	25AHS0508Ta	English for Competitive Examinations	Humanities
12	25AHS0508Tb	Entrepreneurship and New Venture Creation	

**Note:**

1. A student is permitted to register for Honours or a Minor in IV semester after the results of III Semester are declared and students may be allowed to take maximum two subjects per semester pertaining to their Minor from V Semester onwards.
2. A student shall not be permitted to take courses as Open Electives/Minor/Honours with content substantially equivalent to the courses pursued in the student's primary major.
3. A student is permitted to select a Minor program only if the institution is already offering a Major degree program in that discipline

**III B.Tech II Semester (E.C.E)**

S.No.	Course code	Title	L	T	P	Credits
1	25AEC4601T	Digital Signal Processing	3	0	0	3
2	25AEC4602T	Microwave and Optical Communications	3	0	0	3
3	25AEC4603T	VLSI Design	3	0	0	3
4	25AEC4604Ta	<b>Professional Elective-II</b> 1. Electronic Measurements and Instrumentation	3	0	0	3
	25AEC4604Tb	2. Embedded systems & IOT				
	25AEC4604Tc	3. Speech Processing				
5	25AEC4605Ta	<b>Professional Elective-III</b> 1. Digital Image Processing	3	0	0	3
	25AEC4605Tb	2. Artificial Intelligence & Machine learning				
	25AEC4605Tc	3. Satellite Communications				
6		<b>Open Elective-II</b>	3	0	0	3
7	25AEC4602P	Microwave and Optical Communications Lab	0	0	3	1.5
8	25AEC4603P	VLSI Design Lab	0	0	3	1.5
9	25AEC4607S	<b>Skill Enhancement course</b> Machine Learning and DSP	0	1	2	2
10	25AMB2601M	Technical Paper Writing & IPR	2	0	0	-
<b>Total</b>			<b>20</b>	<b>1</b>	<b>08</b>	<b>23</b>
Mandatory Industry Internship of 08 weeks duration during summer vacation						

**Open Elective – II**

S.No.	Course Code	Course Name	Offered by the Dept.
1	25ACE1606Ta	Disaster Management	CIVIL
2	25ACE1606Tb	Sustainability In Engineering Practices	
3	25AEE2606T	Renewable Energy Sources	EEE
4	25AME3606T	Automation and Robotics	ME
5	25ACS5606Ta	Operating Systems	CSE& Allied/IT
6	25ACS5606Tb	Introduction to Machine Learning	
7	25AHS0606Ta	Optimization Techniques	Mathematics
8	25AHS0606Tb	Mathematical Foundation Of Quantum Technologies	
9	25AHS0606Tc	Physics Of Electronic Materials And Devices	Physics
10	25AHS0606Td	Chemistry Of Polymers And Applications	Chemistry
11	25AHS0606Te	Academic Writing and Public Speaking	Humanities

**IV B.Tech I Semester (E.C.E)**

S.No.	Category	Title	L	T	P	Credits
1	25AEC4701T	Data Communications and Networking	3	0	0	3
2	25AMB2701Ta 25AMB2701Tb 25AMB2701Tc	<b>Management Course-II</b> 1.Business Ethics and Corporate Governance 2.E-Business 3.Management Science	2	0	0	2
3	25AEC4702Ta 25AEC4702Tb 25AEC4702Tc	<b>Professional Elective-IV</b> 1. Radar Engineering 2. DSP Processors & Architectures 3. Cellular & Mobile Communications	3	0	0	3
4	25AEC4703Ta 25AEC4703Tb 25AEC4703Tc	<b>Professional Elective-V</b> 1. Low Power VLSI Design 2. Wireless Sensor Networks 3. 5G Communications	3	0	0	3
5		<b>Open Elective-III</b>	3	0	0	3
6		<b>Open Elective-IV</b>	3	0	0	3
7	25AEC4705Sa 25AEC4705Sb	<b>Skill Enhancement course</b> 1.RF System Design tools 2.Industrial IOT & Automation	0	1	2	2
8	25AHS0702M	<b>Audit Course</b> Gender Sensitization	2	0	0	-
9	25AEC4706	Evaluation of Industry Internship	-	-	-	2
<b>Total</b>			<b>19</b>	<b>1</b>	<b>02</b>	<b>21</b>

**Open Elective – III**

S.No	Course Code	Course Name	Offered by the Dept.
1	25ACE1704Ta	Building Materials and Services	CIVIL
2	25ACE1704Tb	Environmental Impact Assessment	
3	25AEE2704T	Smart Grid Technologies	EEE
4	25AME3704T	3D Printing Technologies	ME
5	25ACS5704Ta	Data Base Management Systems	CSE & Allied/IT
6	25ACS5704Tb	Cyber Security	
7	25AHS0704Ta	Wavelet transforms and its Applications	Mathematics
8	25AHS0704Tb	Smart Materials And Devices	Physics
9	25AHS0704Tc	Introduction to Quantum Mechanics	
10	25AHS0704Td	Green Chemistry And Catalysis For Sustainable Environment	Chemistry
11	25AHS0704Te	Employability Skills	Humanities

**Open Elective – IV**

S.No	Course Code	Course Name	Offered by the Dept.
1	25ACE1705Ta	Geo-Spatial Technologies	CIVIL
2	25ACE1705Tb	Solid Waste Management	
3	25AEE2705T	Electric Vehicles	EEE
4	25AME3705T	Total Quality Management	ME
5	25ACS5705Ta	Introduction to Computer Networks	CSE & Allied/IT
6	25ACS5705Ta	Internet of Things	
7	23ACS5705T	Introduction to Quantum Computing	
8	25AHS0705Ta	Financial Mathematics	Mathematics
9	25AHS0705Tb	Sensors And Actuators For Engineering Applications	Physics
10	25AHS0705Tc	Chemistry Of Nanomaterials And Applications	Chemistry
11	25AHS0705Td	Literary Vibes	Humanities

**IV B.Tech. II Semester (E.C.E)**

S.No.	Course code	Title	Category	L	T	P	Credits
1	25AEC4801	Internship		-	-	-	4
2	25AEC4802	Project		-	-	-	8
<b>Total</b>							<b>12</b>

**COURSES OFFERED FOR HONOURS DEGREE WITH VLSI SPECIALIZATION IN ELECTRONICS AND COMMUNICATION ENGINEERING**

S. No.	Course Code	Title	L	T	P	Credits
1	25AEC4H01	Analog IC Design.	3	0	0	3
2	25AEC4H02	Digital IC Design	3	0	0	3
3	25AEC4H03	Low power VLSI	3	0	0	3
4	25AEC4H04	Testing and Verification	3	0	0	3
5	25AEC4H05	FPGA architectures	3	0	0	3
6	25AEC4H06	Analog and Digital IC Design Lab	0	0	3	1.5
7	25AEC4H07	Physical Design Automation Lab	0	0	3	1.5
<b>Total</b>			<b>15</b>	<b>0</b>	<b>06</b>	<b>18</b>

**III B.Tech I Sem (E.C.E)**

25AEC4501T	<b><u>ANALOG AND DIGITAL IC APPLICATIONS</u></b>	<b>L</b>	<b>T</b>	<b>P</b>	<b>C</b>
		3	0	0	3

**Course Objectives:**

1. To introduce the classification of Integrated Circuits, internal blocks and characteristics of Op-Amp.
2. To analyse linear and non-linear applications of Op-Amp .
3. To gain knowledge on active filters, timers and phased locked loops.
4. To understand the working of Voltage Regulators and Converters.
5. To study about different types of Digital ICs and their applications.

**Course Outcomes:****At the end of the course, the students will be able to**

1. Understand the classification of Integrated Circuits, internal blocks and characteristics of Op-Amp.
2. Analyse linear and non-linear applications of Op-Amp .
3. Gain knowledge on active filters, timers and phased locked loops.
4. Understand the working of Voltage Regulators and Converters.
5. Know about different types of Digital ICs and their applications.

**UNIT I ICs and OP- AMPS**

**Integrated Circuits and Operational Amplifier:** Introduction, Classification of IC's, IC chip size and circuit complexity, basic information of Op-Amp IC741 and its features, the ideal Operational amplifier, Op-Amp internal circuit, Op-Amp characteristics - DC and AC, Features of 741 Op-Amp.

**UNIT II Applications of OP- AMP**

**Linear Applications of Op-Amp:** Inverting, non-inverting, Differential amplifiers, adder, subtractor, Instrumentation amplifier, AC amplifier, V to I and I to V converters, Integrator and differentiator.

**Non-Linear Applications of Op-Amp:** Sample and Hold circuit, Log and Antilog amplifier, multiplier and divider, Comparators, Schmitt trigger, Multi vibrators, Triangular and Square waveform generators, Oscillators.

**UNIT III Active Filters and other ICs**

**Active Filters:** Introduction, Butterworth filters – 1<sup>st</sup> order, 2<sup>nd</sup> order low pass and high pass filters, band pass, band reject and all pass filters.

**Timer and Phase Locked Loops:** Introduction to IC 555 timer, description of functional diagram, monostable and a stable operations and applications, Schmitt trigger, PLL - introduction, basic principle, phase detector/comparator, voltage controlled oscillator (IC 566), low pass filter, monolithic PLL and applications of PLL.

#### **UNIT IV Voltage Regulators and Converters**

**Voltage Regulator:** Introduction, Series Op-Amp regulator, IC Voltage Regulators, IC 723 general purpose regulators, Switching Regulator.

**D to A and A to D Converters:** Introduction, basic DAC techniques - weighted resistor DAC, R-2R ladder DAC, inverted R-2R DAC, A to D converters - parallel comparator type ADC, counter type ADC, successive approximation ADC and dual slope ADC, DAC and ADC Specifications.

#### **UNIT V Digital ICs**

**CMOS Logic:** CMOS logic levels, MOS transistors, Basic CMOS Inverter, NAND and NOR gates, CMOS AND-OR-INVERT and OR-AND-INVERT gates, implementation of any function using CMOS logic.

**Combinational Logic IC's:** Specifications and Applications of TTL-74XX & CMOS 40XX Series ICs - Code Converters, Decoders, Encoders, Priority Encoders, Multiplexers, Demultiplexers, Parallel Binary Adder/ Subtractor, Magnitude Comparators.

**Sequential Logic IC's:** Familiarity with commonly available 74XX & CMOS40XX Series ICs - All Types of Flip-flops, Synchronous Counters, Decade Counters, Shift Registers.

#### **Textbooks:**

1. D. Roy Choudhury, Shail B. Jain, —Linear Integrated Circuitll, 4th edition (2012), New Age International Pvt.Ltd., New Delhi, India
2. Floyd, Jain, —Digital Fundamentalsll, 8th edition (2009), Pearson Education, New Delhi.

#### **References:**

1. Ramakant A. Gayakwad, —OP-AMP and Linear Integrated Circuitsll, 4th edition (2012), Prentice Hall / Pearson Education, New Delhi.
2. Sergio Franco (1997), Design with operational amplifiers and analog integrated circuits, McGraw Hill, New Delhi.
3. Gray, Meyer (1995), Analysis and Design of Analog Integrated Circuits, Wiley International, New Delhi.

**III B.Tech I Sem (E.C.E)**

25AEC4502T	<b><u>ANTENNAS &amp; WAVE PROPAGATION</u></b>	<b>L</b>	<b>T</b>	<b>P</b>	<b>C</b>
		3	0	0	3

**Course Objectives:**

1. To learn the antennas basic terminology, radiation mechanism of antennas and dipole antennas.
2. To gain knowledge on HF, VHF & UHF antennas, their operation and applications.
3. Analyze the working and applications of Microwave antennas.
4. Understand different techniques involved in the design of antenna arrays and antenna parameter measurements.
5. To study the various types of radio wave propagation methods.

**Course Outcomes:**

**At the end of this course, the students will be able to**

1. Understand the antennas basic terminology and radiation mechanism of antennas.
2. Gain knowledge on VHF and UHF antennas, their operation and applications.
3. Design and analyze the working and applications of Microwave antennas.
4. Analyze different techniques involved in the design of antenna arrays and antenna parameter measurements.
5. Gain a comprehensive knowledge about the types of radio wave propagation methods.

**UNIT - I**

**Antenna Basics & Dipole antennas:** Definition of antenna, Radiation Mechanism – single wire, two wire, dipoles, Antenna Parameters - Radiation Patterns, Main Lobe and Side Lobes, Beam widths, Beam Area, Radiation Intensity, Beam Efficiency, Directivity, Gain and Resolution, Aperture Efficiency, Effective Height and length, Antenna Theorems. Radiation – Basic Maxwell's equations, Retarded potential-Helmholtz Theorem, Radiation from Small Electric Dipole, Quarter wave Monopole and Half wave Dipole – Current Distributions, Field Components, Radiated power, Radiation Resistance, Beam width, Natural current distributions, far fields and patterns of Thin Linear Center-fed Antennas of different lengths, Illustrative problems.

**UNIT- II**

**HF, VHF and UHF Antennas:** Loop Antennas - Introduction, Small Loop, Comparison of far fields of small loop and short dipole, Radiation Resistances and Directives of small and large loops (Qualitative Treatment), Arrays with Parasitic Elements - Yagi - Uda Arrays, Folded Dipoles & their characteristics. Log periodic Antenna, Helical Antennas-Helical Geometry, Helix modes, Practical Design considerations for Monofilar Helical Antenna in Axial and Normal Modes. Horn Antennas- Types, Fermat's Principle, Optimum Horns, Design considerations of Pyramidal Horns, Illustrative Problems.

### UNIT - III

**Microwave Antennas :** Microstrip Antennas- Introduction, features, advantages and limitations, Rectangular patch antennas- Geometry and parameters, characteristics of Micro strip antennas, Impact of different parameters on characteristics, reflector antennas - Introduction, Flat sheet and corner reflectors, parabola reflectors- geometry, pattern characteristics, Feed Methods, Reflector Types - Related Features, Lens Antennas - Geometry of Non-metallic Dielectric Lenses, Zoning , Tolerances, Applications, Illustrative Problems.

### UNIT- IV

**Antenna Arrays:** Point sources - Definition, Patterns, arrays of 2 Isotropic sources- Different cases, Principle of Pattern Multiplication, Uniform Linear Arrays – Broadside Arrays, Endfire Arrays, EFA with Increased Directivity, Derivation of their characteristics and comparison, BSAA with Non-uniform Amplitude Distributions - General considerations and Binomial Arrays, Illustrative problems.

**Antenna Measurements:** Introduction, Sources of errors, Patterns to be Measured, Pattern Measurement Arrangement, Directivity Measurement, Gain Measurements (by comparison, Absolute and 3-Antenna Methods).

### UNIT - V

**Wave Propagation:** Introduction, Definitions, Characterizations and general classifications, different modes of wave propagation, Ray/Mode concepts, Ground wave propagation (Qualitative treatment) - Introduction, Plane earth reflections, Space and surface waves, wave tilt, curved earth reflections, Space wave propagation - Introduction, field strength variation with distance and height, effect of earth's curvature, absorption, Super refraction, M-curves and duct propagation, scattering phenomena, tropospheric propagation, fading and path loss calculations, Sky wave propagation - Introduction, structure of Ionosphere, refraction and reflection of sky waves by Ionosphere, Ray path, Critical frequency, MUF, LUF, OF, Virtual height and Skip distance, Relation between MUF and Skip distance, Multi-HOP propagation, Energy loss in Ionosphere, Summary of Wave Characteristics in different frequency ranges, Illustrative problems.

### TEXT BOOKS:

1. John D. Kraus, Ronald J. Marhefka and Ahmad S.Khan, —Antennas and wave propagation, TMH, New Delhi, 4th Ed., 2010.
2. C.A. Balanis, —Antenna Theory- Analysis and Design, John Wiley & Sons, 2nd Edn., 2001.
3. K.D. Prasad and SatyaPrakashan, —Antennas and Wave Propagation, New Delhi, Tech. India Publications, 2001.

### REFERENCES:

1. E.C. Jordan and K.G. Balmain, —Electromagnetic Waves and Radiating Systems, 2<sup>nd</sup> Edition, PHI, 2000.
2. G.S.N Raju, —Antenna and Wave Propagation, Pearson Education India, 3<sup>rd</sup> Edition 2009.
3. R K Shevgaonkar, Electromagnetic Waves. Tata McGraw-Hill, 2006

**III B.Tech I Sem (E.C.E)**

25AEC4503T	<b><u>MICROPROCESSORS AND MICROCONTROLLERS</u></b>	<b>L</b>	<b>T</b>	<b>P</b>	<b>C</b>
		3	0	0	3

**Course Objectives:**

1. To learn the fundamental architectural concepts of microprocessors.
2. To gain knowledge about assembly language programming concepts.
3. To get familiar about 8086 interfacing.
4. To understand the fundamentals of the 8051 Microcontroller.
5. To learn interfacing with the 8051 Microcontroller.

**Course Outcomes:**

**At the end of this course, the students will be able to**

1. Learn the fundamental architectural concepts of microprocessors.
2. Gain knowledge about assembly language programming concepts.
3. Understand the concepts of 8086 interfacing.
4. Learn the fundamentals of the 8051 Microcontroller.
5. Know the interfacing with the 8051 Microcontroller.

**UNIT I**

**8086 Architecture:** Main features, pin diagram/description, 8086 microprocessor family, internal architecture, bus interfacing unit, execution unit, interrupts and interrupt response, 8086 system timing, minimum mode and maximum mode configuration.

**UNIT II**

**8086 Programming:** Program development steps, instructions, addressing modes, assembler directives, writing simple programs with an assembler, assembly language program development tools.

**UNIT III**

**8086 Interfacing:** Semiconductor memories interfacing (RAM, ROM), Intel 8255 programmable peripheral interface, Interfacing switches and LEDs, Interfacing seven segment displays, software and hardware interrupt applications, Intel 8251 USART architecture and interfacing, Intel 8237a DMA controller, stepper motor, A/D and D/A converters, Need for 8259 programmable interrupt controllers.

**UNIT IV**

**Microcontroller :** Architecture of 8051 – Special Function Registers(SFRs) - I/O Pins Ports and Circuits - Instruction set - Addressing modes - Assembly language programming.

## **UNIT V**

**Interfacing Microcontroller :-** Programming 8051 Timers - Serial Port Programming - Interrupts Programming – LCD & Keyboard Interfacing - ADC, DAC & Sensor Interfacing - External Memory Interface- Stepper Motor and Waveform generation - Comparison of Microprocessor, Microcontroller, PIC and ARM processors

### **Textbooks:**

1. Microprocessors and Interfacing – Programming and Hardware by Douglas V Hall, SSSP Rao, Tata McGraw Hill Education Private Limited, 3rdEdition,1994.
2. K M Bhurchandi, A K Ray, Advanced Microprocessors and Peripherals, 3<sup>rd</sup> edition, McGraw Hill Education, 2017.
3. Raj Kamal, Microcontrollers: Architecture, Programming, Interfacing and System Design, 2<sup>nd</sup> edition, Pearson, 2012.

### **References:**

1. Ramesh S Gaonkar, Microprocessor Architecture Programming and Applications with the 8085, 6<sup>th</sup> edition, Penram International Publishing, 2013.
2. Kenneth J. Ayala, The 8051 Microcontroller, 3<sup>rd</sup> edition, Cengage Learning, 2004.

**III B.Tech I Sem**

25ACS5504T	INTRODUCTION TO QUANTUM TECHNOLOGIES AND APPLICATIONS (Qualitative Treatment)	<b>L</b>	<b>T</b>	<b>P</b>	<b>C</b>
		<b>3</b>	<b>0</b>	<b>0</b>	<b>3</b>

**Course Objectives (COBJ):**

- Introduce fundamental quantum concepts like superposition and entanglement.
- Understand theoretical structure of qubits and quantum information.
- Explore conceptual challenges in building quantum computers.
- Explain principles of quantum communication and computing.
- Examine real-world applications and the future of quantum technologies.

**Course Outcomes (CO):**

- Explain core quantum principles in a non-mathematical manner.
- Compare classical and quantum information systems.
- Identify theoretical issues in building quantum computers.
- Discuss quantum communication and computing concepts.
- Recognize applications, industry trends, and career paths in quantum technology.

Unit 1: Introduction to Quantum Theory and Technologies

The transition from classical to quantum physics, Fundamental principles explained conceptually: Superposition, Entanglement, Uncertainty Principle, Wave-particle duality, Classical vs Quantum mechanics – theoretical comparison, Quantum states and measurement: nature of observation, Overview of quantum systems: electrons, photons, atoms, The concept of quantization: discrete energy levels, Why quantum? Strategic, scientific, and technological significance, A snapshot of quantum technologies: Computing, Communication, and Sensing, National and global quantum missions: India’s Quantum Mission, EU, USA, China

Unit 2: Theoretical Structure of Quantum Information Systems

What is a qubit? Conceptual understanding using spin and polarization, Comparison: classical bits vs quantum bits, Quantum systems: trapped ions, superconducting circuits, photons (non-engineering view), Quantum coherence and decoherence – intuitive explanation, Theoretical concepts: Hilbert spaces, quantum states, operators – only interpreted in abstract, The role of entanglement and non-locality in systems, Quantum information vs classical information: principles and differences, Philosophical implications: randomness, determinism, and observer role

Unit 3: Building a Quantum Computer – Theoretical Challenges and Requirements

What is required to build a quantum computer (conceptual overview)?, Fragility of quantum systems: decoherence, noise, and control, Conditions for a functional quantum system: Isolation, Error management, Scalability, Stability, Theoretical barriers:

Why maintaining entanglement is difficult, Error correction as a theoretical necessity, Quantum hardware platforms (brief conceptual comparison), Superconducting circuits, Trapped ions, Photonics, Vision vs reality: what’s working and what remains elusive, The role of quantum software in managing theoretical complexities

## Unit 4: Quantum Communication and Computing – Theoretical Perspective

Quantum vs Classical Information, Basics of Quantum Communication, Quantum Key Distribution (QKD), Role of Entanglement in Communication, The Idea of the Quantum Internet – Secure Global Networking, Introduction to Quantum Computing, Quantum Parallelism (Many States at Once), Classical vs Quantum Gates, Challenges: Decoherence and Error Correction, Real-World Importance and Future Potential

## Unit 5: Applications, Use Cases, and the Quantum Future

Real-world application domains: Healthcare (drug discovery), Material science, Logistics and optimization, Quantum sensing and precision timing, Industrial case studies: IBM, Google, Microsoft, PsiQuantum, Ethical, societal, and policy considerations, Challenges to adoption: cost, skills, standardization, Emerging careers in quantum: roles, skillsets, and preparation pathways, Educational and research landscape – India's opportunity in the global quantum race

**Textbooks:**

1. Michael A. Nielsen, Isaac L. Chuang, *Quantum Computation and Quantum Information*, Cambridge University Press, 10th Anniversary Edition, 2010.
2. Eleanor Rieffel and Wolfgang Polak, *Quantum Computing: A Gentle Introduction*, MIT Press, 2011.
3. Chris Bernhardt, *Quantum Computing for Everyone*, MIT Press, 2019.

**Reference Books:**

1. David McMahon, *Quantum Computing Explained*, Wiley, 2008.
2. Phillip Kaye, Raymond Laflamme, Michele Mosca, *An Introduction to Quantum Computing*, Oxford University Press, 2007.
3. Scott Aaronson, *Quantum Computing Since Democritus*, Cambridge University Press, 2013.
4. Alastair I.M. Rae, *Quantum Physics: A Beginner's Guide*, Oneworld Publications, Revised Edition, 2005.
5. Eleanor G. Rieffel, Wolfgang H. Polak, *Quantum Computing: A Gentle Introduction*, MIT Press, 2011.
6. Leonard Susskind, Art Friedman, *Quantum Mechanics: The Theoretical Minimum*, Basic Books, 2014.
7. Bruce Rosenblum, Fred Kuttner, *Quantum Enigma: Physics Encounters Consciousness*, Oxford University Press, 2nd Edition, 2011.
8. Giuliano Benenti, Giulio Casati, Giuliano Strini, *Principles of Quantum Computation and Information, Volume I: Basic Concepts*, World Scientific Publishing, 2004.
9. K.B. Whaley et al., *Quantum Technologies and Industrial Applications: European Roadmap and Strategy Document*, Quantum Flagship, European Commission, 2020.
10. Department of Science & Technology (DST), Government of India, *National Mission on Quantum Technologies & Applications – Official Reports and Whitepapers*, MeitY/DST Publications, 2020 onward.

**Online Learning Resources:**

- [IBM Quantum Experience and Qiskit Tutorials](#)
- [Coursera – Quantum Mechanics and Quantum Computation by UC Berkeley](#)
- [edX – The Quantum Internet and Quantum Computers](#)
- [YouTube – Quantum Computing for the Determined by Michael Nielsen](#)
- [Qiskit Textbook – IBM Quantum](#)

**III B.Tech I Sem (E.C.E)**

25ACS5505Ta	<b><u>COMPUTER ARCHITECTURE &amp; ORGANIZATION</u></b>	<b>L</b>	<b>T</b>	<b>P</b>	<b>C</b>
		3	0	0	3

**Course Objectives:**

1. To learn the design of various functional units of digital computers and performance issues of computer systems.
2. To understand the basic processing unit and their connections.
3. To get familiar with different types of Data representation and Computer Arithmetic operations.
4. To know about different types of memory and their interconnections.
5. To learn the basics of parallel computing and pipelining.

**Course Outcomes:**

**At the end of this course, the students will be able to**

1. Learn the design of various functional units of digital computers and performance issues of computer systems.
2. Understand the basic processing unit and their connections.
3. Know about different types of Data representation and Computer Arithmetic operations.
4. Learn about different types of memory and their interconnections.
5. Understand the basics of parallel computing and pipelining.

**UNIT I**

**Digital Computers:** Introduction, Block diagram of Digital Computer, Definition of Computer Organization, Computer Design and Computer Architecture.

**Register Transfer Language and Micro operations:** Register Transfer language, Register Transfer, Bus and memory transfers, Arithmetic Micro operations, logic micro operations, shift micro operations, Arithmetic logic shift unit.

**Basic Computer Organization and Design:** Instruction codes, Computer Registers Computer instructions, Timing and Control, Instruction cycle, Memory Reference Instructions, Input – Output and Interrupt.

**UNIT II**

**Micro programmed Control:** Control memory, Address sequencing, micro program example, design of control unit.

**Central Processing Unit:** General Register Organization, Instruction Formats, Addressing modes, Data Transfer and Manipulation, Program Control.

**UNIT III**

**Data Representation:** Data types, Complements, Fixed Point Representation, Floating Point Representation.

**Computer Arithmetic:** Addition and subtraction, multiplication Algorithms, Division Algorithms, Floating – point Arithmetic operations. Decimal Arithmetic unit, Decimal Arithmetic operations.

#### **UNIT IV**

**Input-Output Organization:** Input-Output Interface, Asynchronous data transfer, Modes of Transfer, Priority Interrupt Direct memory Access.

**Memory Organization:** Memory Hierarchy, Main Memory, Auxiliary memory, Associate Memory, Cache Memory.

#### **UNIT V**

**Reduced Instruction Set Computer:** CISC Characteristics, RISC Characteristics. Pipeline and Vector Processing: Parallel Processing, Pipelining, Arithmetic Pipeline, Instruction Pipeline, RISC Pipeline, Vector Processing, Array Processor. Multi Processors: Characteristics of Multiprocessors, Interconnection Structures, Inter-processor arbitration, Inter-processor communication and synchronization, Cache Coherence.

#### **Textbook:**

1. Computer System Architecture – M. Moris Mano, Third Edition, Pearson/PHI.

#### **References:**

1. Computer Organization – Car Hamacher, ZvonksVranesic, SafeaZaky, Vth Edition, McGraw Hill.
2. Computer Organization and Architecture – William Stallings Sixth Edition, Pearson/PHI.
3. Structured Computer Organization – Andrew S. Tanenbaum, 4th Edition, PHI/Pearson.

**III B.Tech I Sem (E.C.E)**

25ACS5505Tb	<b><u>INFORMATION THEORY AND CODING</u></b>	<b>L</b>	<b>T</b>	<b>P</b>	<b>C</b>
		3	0	0	3

**Course Objectives:**

1. To provide an insight into the concept of information in the context of communication theory and communication receivers.
2. To implement various source coding algorithms and analyze their performance.
3. To gain knowledge about techniques for error detection and error correction.
4. To design linear block codes and cyclic codes.
5. To get familiar with various convolutional codes.

**Course Outcomes:****At the end of this course, the students will be able to**

1. Learn the concepts of information in the context of communication theory and communication receivers.
2. Implement various source coding algorithms and analyze their performance.
3. Gain knowledge about techniques for error detection and error correction.
4. Design linear block codes and cyclic codes.
5. Understand various convolutional codes.

**UNIT I**

**Information Theory:** Introduction, Definition of Entropy, Conditional Entropy, Relative Entropy, Basic Properties of Entropy, Mutual Information, Information Inequalities, Problem solving.

**Block to Variable length Coding:** Prefix-free Code, Coding a single Random Variable, Prefix, Free Code, Kraft Inequality, Bounds on optimal Code length, Coding a Single Random Variable, Rooted Tree with Probabilities, Shanon-Fano Coding, Free fix code, Coding an information Source, Huffman Coding, Example.

**Variable to Block Length Coding:** Proper message set, Assigning probabilities to K-ary rooted tree corresponding to a proper message set, Prefix free Coding of a proper message set, Tunstall message set, Tunstall coding.

**UNIT II**

Asymptotic Equi-partition Property, Chebyshev inequality, Weak law of large numbers, Typical Sequences, Block to Block Coding of DMS: Consequences of Asymptotic Equipartition Property, Problem solving.

**Universal Source Coding:** Lempel-Ziv Algorithm, LZ -77 Encoding and Decoding, Lempel-Ziv Welch (LZW) Algorithm, LZW Encoding, and Decoding.

Coding of Sources with memory, Channel Capacity, Noisy Channel Coding Theorem, Differential Entropy, Gaussian Channel, Rate Distortion Theory, Blahut-Arimoto Algorithm, problem solving.

### **UNIT III**

**Error Control Coding:** Introduction to Error Control Codes, Error Probability with Repetition in the Binary Symmetric Channel, Parity Check Bit Coding for Error Detection, Block Coding for Error Detection and Correction, The Hamming Distance, The upper bound of the Probability of Error with Coding, Soft Decision Decoding, Hard Decision Decoding.

### **UNIT IV**

**Linear Block Codes:** Introduction to Linear Block Codes, Syndrome and Error Detection, Encoding Block Codes, Decoding of Block Codes, Single Parity Check bit Code, Repeated Codes, Hadamard Code, Hamming Code, Cyclic Codes, Generator and Parity-Check Matrices of Cyclic Codes, Encoding and Decoding of Cyclic Codes, BCH codes, Reed-Solomon Code.

### **UNIT V**

Convolutional Coding, Code Generation, Decoding Convolutional Code, the Code Tree, Decoding in the presence of Noise, State and Trellis Diagrams, The Viterbi Algorithm, Comparison of Error Rates in Coded and Uncoded Transmission, Turbo Codes, LDPC codes, Hard and Soft Decision Decoding.

### **Textbooks:**

1. Thomas M.Cover, Joy A. Thomas, Elements of Information Theory, John Wiley & Sons, 2<sup>nd</sup> Edition, 2006.
2. Herbert Taub, Donald L Shilling, Goutam Saha, Principles of Communication Systems, 4<sup>th</sup> Edition, McGraw Hill, 2017.

### **References:**

1. Shu Lin, Daniel J. Costello Jr., Error Control Coding, Pearson, Second Edition, 2013.
2. Simon Haykin, Communication Systems, John Wiley, 4<sup>th</sup> Edition, 2010.

**III B.Tech I Sem (E.C.E)**

25ACS5505Tc	<b><u>DETECTION AND ESTIMATION THEORY</u></b>	<b>L</b>	<b>T</b>	<b>P</b>	<b>C</b>
		3	0	0	3

**Course Objectives:**

1. To understand the impact of white Gaussian noise on the detection of signals.
2. To analyze the detection of deterministic signals and random signals.
3. To learn about the nonparametric detections.
4. To analyze estimation signal parameter and apply suitable estimation techniques.
5. To understand the signal estimation in Discrete-Time techniques.

**Course Outcomes:**

**At the end of this course, the students will be able to**

1. Understand the impact of white Gaussian noise on the detection of signals.
2. Analyze the detection of deterministic signals and random signals.
3. Learn about the nonparametric detections.
4. Analyze estimation signal parameter and apply suitable estimation techniques.
5. Understand the signal estimation in Discrete-Time techniques

**UNIT 1**

**Statistical Decision Theory:** Review of Gaussian variables and processes; problem formulation and objective of signal detection and signal parameter estimation in discrete-time domain. Bayesian, minimax, and Neyman-Pearson decision rules, likelihood ratio, receiver operating characteristics, composite hypothesis testing, locally optimum tests, detector comparison techniques, asymptotic relative efficiency.

**UNIT 2**

**Detection of Deterministic Signals:** Matched filter detector and its performance; generalized matched filter; detection of sinusoid with unknown amplitude, phase, frequency and arrival time, linear model.

**Detection of Random Signals:** Estimator-correlator, linear model, general Gaussian detection, detection of Gaussian random signal with unknown parameters, weak signal detection

**UNIT 3**

**Nonparametric Detection:** Detection in the absence of complete statistical description of observations, sign detector, Wilcoxon detector, detectors based on quantized observations, robustness of detectors.

#### **UNIT 4**

**Estimation of Signal Parameters:** Minimum variance unbiased estimation, Fisher information matrix, Cramer-Rao bound, sufficient statistics, minimum statistics, complete statistics; linear models; best linear unbiased estimation; maximum likelihood estimation, invariance principle; estimation efficiency; Bayesian estimation: philosophy, nuisance parameters, risk functions, minimum mean square error estimation, maximum a posteriori estimation.

#### **UNIT 5**

**Signal Estimation in Discrete-Time:** Linear Bayesian estimation, Weiner filtering, dynamical signal model, discrete Kalman filtering.

#### **Text books:**

1. H. L. Van Trees, "Detection, Estimation and Modulation Theory: Part I, II, and III", John Wiley, NY, 1968.
2. H. V. Poor, "An Introduction to Signal Detection and Estimation", Springer, 2/e, 1998.

#### **Reference books:**

1. S. M. Kay, "Fundamentals of Statistical Signal Processing: Estimation Theory", Prentice Hall PTR, 1993.
2. S. M. Kay, "Fundamentals of Statistical Signal Processing: Detection Theory", Prentice Hall PTR, 1998.

**III B.Tech I Sem (E.C.E)**

25AEC4501P	<b><u>ANALOG &amp; DIGITAL IC APPLICATIONS LAB</u></b>	<b>L</b>	<b>T</b>	<b>P</b>	<b>C</b>
		0	0	3	1.5

**Course Objectives:**

1. To design an Inverting and Non-inverting Amplifier using an Op Amp.
2. To demonstrate the Linear and Non-Linear Applications using IC 741.
3. To design Astable and Monostable Multivibrator using timer ICs.
4. To analyse the DAC and ADC converter.
5. To design Counters and Registers using digital ICs.

**Course Outcomes:**

**At the end of this course, the students will be able to**

1. Design an Inverting and Non-inverting Amplifier using an Op Amp.
2. Demonstrate the Linear and Non-Linear Applications using IC 741.
3. Design Astable and Monostable Multivibrator using timer ICs.
4. Analyse the DAC and ADC converter.
5. Design Counters and Registers using digital ICs.

**List of Experiments: (At least 8 Linear and 4 Digital IC experiments shall be performed).**

1. Design an Inverting and Non-inverting Amplifier using Op Amp and calculate gain.
2. Design Adder and Subtractor using Op Amp and verify addition and subtraction process.
3. Design a Comparator using Op Amp and draw the comparison results of  $A=B$ ,  $A>B$ ,  $A<B$
4. Design a Integrator and Differentiator Circuits using IC741 and derive the required condition practically.
5. Design a Active LPF, HPF cutoff frequency of 2 KHZ and find the roll off of it.
6. Design a Circuit using IC741 to generate sine/square/triangular wave with period of 1KHZ and draw the output waveform.
7. Construct Mono-stable Multivibrator using IC555 and draw its output waveform.
8. Construct AstableMultivibrator using IC555 and draw its output waveform and also find its duty cycle.
9. Design a Schmitt Trigger Circuit and find its LTP and UTP.
10. Design Voltage Regulator usingIC723, IC 7805/7809/7912 and find its load regulation factor.
11. Design R-2R ladder DAC and find its resolution and write a truth table with respective voltages.
12. Design Parallel comparator type/ counter type/ successive approximation ADC and find its efficiency.
13. Design a 8x1 multiplexer using digital ICs.
14. Design a 4-bit Adder/Subtractor using digital ICs
15. Design a Decade counter and verify its truth table and draw respective waveforms.
16. Design a Up/down counter usingIC74163 and draw read/write waveforms.
17. Design a Universal shift register using IC 74194/195 and verify its shifting operation.
18. Design a 8x3 encoder/3x8 decoder and verify its truth table.

**III B.Tech I Sem (E.C.E)**

25AEC4503P	<b><u>MICROPROCESSORS AND MICROCONTROLLERS</u></b>	<b>L</b>	<b>T</b>	<b>P</b>	<b>C</b>
	<b><u>LAB</u></b>	0	0	3	1.5

**Course Objectives:**

1. To become skilled in 8086 Assembly Language programming.
2. To understand the detailed software and hardware structure of the microprocessor.
3. Train their practical knowledge through laboratory experiments.
4. To understand and learn 8051 Microcontroller.
5. To acquire knowledge on microprocessors and microcontrollers, interfacing various peripherals, and configuring.

**Course Outcomes:**

**At the end of this course, the students will be able to**

1. Formulate a program and implement algorithms using Assembly language.
2. Describe an Assembly language program for the 8086 Microprocessor.
3. Develop programs for different applications in the 8086 Microprocessor.
4. Interface peripheral devices with 8086 and 8051.
5. Use an Assembly/Embedded C programming approach for solving real-world problems.

**List of Experiments: (Any TEN of the experiments are to be conducted)**

1. **Programs for 16 Bit Arithmetic Operations** (Using various addressing modes)
  - a) Write an ALP to Perform Addition and Subtraction of Multi precision numbers.
  - b) Write an ALP to Perform Multiplication and division of signed and unsigned Hexadecimal numbers.
  - c) Write an ALP to find square, cube and factorial of a given number.
2. **Programs Involving Bit Manipulation Instructions**
  - a) Write an ALP to find the given data is positive or negative.
  - b) Write an ALP to find the given data is odd or even.
  - c) Write an ALP to find Logical ones and zeros in a given data.
3. **Programs on Arrays for 8086**
  - a) Write an ALP to find Addition/subtraction of N no\_s.
  - b) Write an ALP for finding largest/smallest no.
  - c) Write an ALP to sort given array in Ascending/descending order.
4. **Programs on String Manipulations for 8086**
  - a) Write an ALP to find String length.
  - b) Write an ALP for Displaying the given String.
  - c) Write an ALP for Comparing two Strings.
  - d) Write an ALP to reverse String and Checking for palindrome.

**5. Programs for Digital Clock Design Using 8086**

- a) Write an ALP for Designing clock using INT 21H Interrupt.
- b) Write an ALP for Designing clock using DOS Interrupt Functions.
- c) Write an ALP for Designing clock by reading system time.

**6. Interfacing Stepper Motor with 8086**

- a) Write an ALP to 8086 processor to Interface a stepper motor and operate it in clockwise by choosing variable step-size.
- b) Write an ALP to 8086 processor to Interface a stepper motor and operate it in Anti-clockwise by choosing variable step-size.

**7. Interfacing ADC/DAC with 8086**

- a) Write an ALP to 8086 processor to Interface ADC.
- b) Write an ALP to 8086 processor to Interface DAC and generate Square Wave/Triangular Wave/Stepsignal.

**8. Communication between Two Microprocessors**

- a) Write an ALP to have Parallel communication between two microprocessors using 8255
- b) Write an ALP to have Serial communication between two microprocessor kits using 8251.

**9. Programs using Arithmetic and Logical Instructions for 8051**

- a) Write an ALP to 8051 Microcontroller to perform Arithmetic operations like addition, subtraction,
- b) Multiplication and Division.
- c) Write an ALP to 8051 Microcontroller to perform Logical operations like AND, OR and XOR.
- d) Programs related to Register Banks.

**10. Programs to Verify Timers/Counters of 8051**

- a) Write a program to create a delay of 25msec using Timer0 in mode 1 and blink all the Pins of P0.
- b) Write a program to create a delay of 50 µsec using Timer1 in mode 0 and blink all the Pins of P2.
- c) Write a program to create a delay of 75msec using counter0 in mode 2 and blink all the Pins of P1.
- d) Write a program to create a delay of 80 µsec using counter1 in mode 1 and blink all the Pins of P3.

**11. UART Operation in 8051**

- a) Write a program to transfer a character serially with a baud rate of 9600 using UART.
- b) Write a program to transfer a character serially with a baud rate of 4800 using UART.
- c) Write a program to transfer a character serially with a baud rate of 2400 using UART.

**12. Interfacing LCD with 8051**

- a) Develop and execute the program to interface 16\*2 LCD to 8051.
- b) Develop and execute the program to interface LCD to 8051 in 4-bit or 8-bit mode.

**Reference Books:**

- 1. Kenneth.J.Ayala. The 8051 microcontroller, 3rd edition, Cengage learning,2010.
- 2. Advanced microprocessors and peripherals-A.K ray and K.M.Bhurchandani, TMH, 2nd edition2006.

The 8051 Microcontroller and Embedded Systems: Using Assembly and C by Muhammad AliMazidi, Janice GillispieMazidi, Second Edition.

**III B.Tech I Sem (E.C.E)**

25AEC4506S	<b><u>PCB DESIGN AND PROTOTYPE DEVELOPMENT</u></b> <b><u>(SEC – III)</u></b>	<b>L</b>	<b>T</b>	<b>P</b>	<b>C</b>
		0	1	2	2

**Course Objectives:**

1. Identifying Electronic Components Symbols & Footprints.
2. To analyse the capability to produce PCBs of their circuit.
3. To effectively use the design rules & interfacing between schematic & PCB.

**Course Outcomes:**

**At the end of this course, the students will be able to**

1. Students can design a schematic of their circuit.
2. Students can design PCB layout of their design.
3. Detailed description and practical of PCB designing.

**UNIT I**

Fundamental of basic electronics: Component identification, Component symbols & their footprints, understand schematic, Creating new PCB, Browsing footprints libraries, Setting up the PCB layers, Design rule checking, Track width selection, Component selection, Routing and completion of the design

**UNIT II**

Introduction to PCB: Definition and Need/Relevance of PCB, Background and History of PCB, Types of PCB, Classes of PCB Design, Terminology in PCB Design, Different Electronic design automation (EDA)tools and comparison.

**UNIT III**

PCB Design Process: PCB Design Flow, Placement and routing, Steps involved in layout design, Artwork generation Methods - manual and CAD, General design factors for digital and analogue circuits, Layout and Artwork making for Single-side, double-side and Multilayer Boards, Design for manufacturability, Design-specification standards

**Practice Exercises: Any twelve experiments are to be done**

1. Practice following PCB Design steps
  - Schematic Design: Familiarization of the Schematic Editor, Schematiccreation, Annotation, Netlist generation.
  - Layout Design: Familiarization of Footprint Editor, Mapping of components, Creation of PCB layout Schematic.
  - Create new schematic components.
  - Create new component footprints.

2. Regulator circuit using 7805
3. Inverting Amplifier or Summing Amplifier using op-amp
4. Full-wave Rectifier
5. Astable multivibrator using IC555
6. Monostable multivibrator using IC555
7. RCPhase-shifter oscillator using transistor.
8. Wein-bridge Oscillator using op- amp
9. Full-Adder using half-adders.
10. 4-bit binary /MOD N counter using D-Flip flops.
11. One open-ended (analog/ digital/mixed circuit) experiments of similar nature and magnitude to the above are to be assigned by the teacher  
(Student is expected to solve and execute/simulate independently).
12. Design an 8051 Development board having Power section consisting of IC7805, capacitor, resistor, headers, LED.
13. Design an 8051 Development board having Serial communication section consisting of MAX 232, Capacitors, DB9connector,Jumper, LEDs
14. Design an 8051 Development board having Reset & Input/output sections consisting of 89C51 Microcontroller, Electrolytic Capacitor, Resistor, Jumper, Crystal Oscillator, Capacitors
15. Fabricate a single-sided PCB, mount the components and assemble them in a cabinet for any one of the circuits mentioned in the above exercises.

### References:

1. Jon Varteresian, Fabricating Printed Circuit Boards, z, 2002
2. R. Tummala, Fundamentals of Microsystems Packaging, McGraw-Hill 2001
3. C. Robertson. PCB Designer's Reference. Prentice Hall, 2003
4. Open-source EDA Tool KiCad Tutorial: <http://kicad-pcb.org/help/tutorials/> 13. PCB Fabrication user guide page:  
<http://www.wikihow.com/Create-Printed-Circuit-Boards>  
[http://www.siongboon.com/projects/2005-09-07\\_home\\_pcb\\_fabrication/](http://www.siongboon.com/projects/2005-09-07_home_pcb_fabrication/)  
[http://reprap.org/wiki/MakePCBInstructions#Making\\_PCBs\\_yourself](http://reprap.org/wiki/MakePCBInstructions#Making_PCBs_yourself)  
PCB Fabrication at home(video): <https://www.youtube.com/watch?v=mv7Y0A9YeUc>,  
<https://www.youtube.com/watch?v=imQTCW1yWkg>

**III B.Tech – I semester**

25AEC4508P	<b>TINKERING LAB</b>	<b>L</b>	<b>T</b>	<b>P</b>	<b>C</b>
		2	0	0	1

The aim of tinkering lab for engineering students is to provide a hands-on learning environment where students can explore, experiment, and innovate by building and testing prototypes. These labs are designed to demonstrate practical skills that complement theoretical knowledge.

Course objectives: The objectives of the course are to	
1	<b>Encourage Innovation and Creativity</b>
2	<b>Provide Hands-on Learning and Impart Skill Development</b>
3	<b>Foster Collaboration and Teamwork</b>
4	<b>Enable Interdisciplinary Learning, Prepare for Industry and Entrepreneurship</b>
5	<b>Impart Problem-Solving mind-set</b>

These labs bridge the gap between academia and industry, providing students with the practical experience. Some students may also develop entrepreneurial skills, potentially leading to start-ups or innovation-driven careers. Tinkering labs aim to cultivate the next generation of engineers by giving them the tools, space, and mind-set to experiment, innovate, and solve real-world challenges.

**List of experiments:**

- 1) Make your own parallel and series circuits using breadboard for any application of your choice.
- 2) Design and 3D print a Walking Robot
- 3) Design and 3D Print a Rocket.
- 4) Temperature & Humidity Monitoring System (DHT11 + LCD)
- 5) Water Level Detection and Alert System
- 6) Automatic Plant Watering System
- 7) Bluetooth-Based Door Lock System
- 8) Smart Dustbin Using Ultrasonic Sensor
- 9) Fire Detection and Alarm System
- 10) RFID-Based Attendance System
- 11) Voice-Controlled Devices via Google Assistant
- 12) Heart Rate Monitoring Using Pulse Sensor
- 13) Soil Moisture-Based Irrigation
- 14) Smart Helmet for Accident Detection
- 15) Milk Adulteration Detection System
- 16) Water Purification via Activated Carbon
- 17) Solar Dehydrator for Food Drying
- 18) Temperature-Controlled Chemical Reactor
- 19) Ethanol Mini-Plant Using Biomass
- 20) Smart Fluid Flow Control (Solenoid + pH Sensor)
- 21) Portable Water Quality Tester
- 22) AI Crop Disease Detection

- 23) AI-based Smart Irrigation
- 24) ECG Signal Acquisition and Plotting
- 25) AI-Powered Traffic Flow Prediction
- 26) Smart Grid Simulation with Load Monitoring
- 27) Smart Campus Indoor Navigator
- 28) Weather Station Prototype
- 29) Firefighting Robot with Sensor Guidance
- 30) Facial Recognition Dustbin
- 31) Barcode-Based Lab Inventory System
- 32) Growth Chamber for Plants
- 33) Biomedical Waste Alert System
- 34) Soil Classification with AI
- 35) Smart Railway Gate
- 36) Smart Bin Locator via GPS and Load Sensors
- 37) Algae-Based Water Purifier
- 38) Contactless Attendance via Face Recognition

- **Note:** The students can also design and implement their own ideas, apart from the list of experiments mentioned above.
- **Note:** A minimum of 8 to 10 experiments must be completed by the students.

**III B.Tech II Semester (E.C.E)**

25AEC4601T	<b><u>DIGITAL SIGNAL PROCESSING</u></b>	<b>L</b>	<b>T</b>	<b>P</b>	<b>C</b>
		3	0	0	3

**Course Objectives:**

1. To get familiar with the properties of discrete time signals, systems and z-transform.
2. To learn the importance of FFT algorithm for computation of Discrete Fourier Transform and Fast Fourier Transform with decimations.
3. To understand the implementations of digital filter structures.
4. To analyse the FIR filter design using Fourier series and windowing methods.
5. To gain the knowledge on Programmable DSP Devices.

**Course Outcomes:****At the end of the course, the students will be able to**

1. Familiar with the properties of discrete time signals, systems and z-transform.
2. Learn the importance of FFT algorithm for computation of Discrete Fourier Transform and Fast Fourier Transform with decimations.
3. Understand the implementations of digital filter structures.
4. Analyse the FIR filter design using Fourier series and windowing methods.
5. Gain the knowledge on Programmable DSP Devices.

**UNIT I**

**Introduction to discrete time signals and systems:** Introduction to digital signal processing,

Review of discrete-time signals and systems, Analysis of discrete-time linear time invariant systems, frequency domain representation of discrete time signals and systems

**Z–Transform:** Definition, ROC, Properties, Poles and Zeros in Z-plane, the inverse Z-Transform, System analysis, Transfer function, BIBO stability, System Response to standard signals, Solution of difference equations with initial conditions, Illustrative Problems, analysis of linear time-invariant systems in the z-domain, pole-zero stability.

**UNIT II**

**Discrete Fourier Transform :** Introduction, Discrete Fourier Series, properties of DFS, Discrete Fourier Transform, Inverse DFT, properties of DFT, Linear and Circular convolution, convolution using DFT, sampling, Quantization effects.

**Fast Fourier Transform:** Introduction, Fast Fourier Transform, Radix-2 Decimation in time and Decimation in frequency FFT, Inverse FFT (Radix-2).

### UNIT III

**IIR Filters:** Introduction to digital filters, Analog filter approximations – Butterworth and Chebyshev, Design of IIR Digital filters from analog filters by Impulse invariant and bilinear transformation methods, Frequency transformations, Basic structures of IIR Filters - Direct form-I, Direct form-II, Cascade form and Parallel form realizations.

### UNIT IV

**FIR Filters:** Introduction, Characteristics of FIR filters with linear phase, Frequency response of linear phase FIR filters, Design of FIR filters using Fourier series and windowing methods (Rectangular, Triangular, Raised Cosine, Hanning, Hamming, Blackman), Comparison of IIR & FIR filters, Basic structures of FIR Filters – Direct form, Cascade form, Linear phase realizations.

### UNIT V

**Architectures for Programmable DSP Devices:** Architecture of TMS320C5X: Introduction, Bus Structure, Central Arithmetic Logic Unit, Auxiliary Register ALU, Index Register, Block Move Address Register, Parallel Logic Unit, Memory mapped registers, program controller, some flags in the status registers, On- chip memory, On-chip peripherals.

#### Textbooks:

1. John G. Proakis, Dimitris G. Manolakis, Digital Signal Processing, Principles, Algorithms, and Applications, Pearson Education, 2007.
2. A.V.Oppenheim and R.W. Schaffer, Discrete Time Signal Processing ,PHI.

#### References:

1. S.K.Mitra, Digital Signal Processing – A practical approach , 2nd Edition, Pearson Education, New Delhi, 2004.
2. MH Hayes, Digital Signal Processing, Schaum’s Outline series, TATA Mc-Graw Hill, 2007.
3. Robert J. Schilling, Sandra L. Harris, Fundamentals of Digital Signal Processing using Matlab, Thomson, 2007.

**III B.Tech II Semester (E.C.E)**

25AEC4602T	<b><u>MICROWAVE AND OPTICAL COMMUNICATION</u></b>	<b>L</b>	<b>T</b>	<b>P</b>	<b>C</b>
		3	0	0	3

**Course Objectives:**

- To analyse different modes of operation in rectangular wave guides, circular wave guides and resonators.
- To study and analyse various microwave components and microwave sources.
- To gain knowledge on different microwave semiconductor devices and microwave measurements procedures.
- To analyse different optical fiber modes and to study different types of distortions and losses in optical communication.
- To study various optical sources, optical detectors and to analyze various optical links.

**Course outcomes.****At the end of this course, the students will be able to**

- Analyze different modes of operation in rectangular wave guides, circular wave guides and resonators.
- Understand and analyze various microwave components and microwave sources.
- Gain knowledge on different microwave semiconductor devices and microwave measurements procedures.
- Analyze different optical fiber modes and to study different types of distortions and losses in optical communication.
- Understand study various optical sources, optical detectors and to analyze various optical links.

**UNIT I**

**Waveguides:** Introduction, Rectangular waveguides, Field expressions for TE and TM modes, Wave propagation in the guide, Phase and group velocities, Power transmission and attenuation, Waveguide current and mode excitation, Circular waveguide – TE and TM modes (**Qualitative treatment only**), Wave propagation, Cavity resonators (**Qualitative treatment only**).

**UNIT II**

**Passive Microwave Devices:** Introduction to scattering parameters and their properties, Terminations, Variable short circuit, Attenuators, Phase shifters, Hybrid Tees (H-plane, E-plane, Magic Tees), Directional Couplers – Bethe hole and Two hole Couplers, Deriving Scattering matrix for Microwave passive devices. Microwave propagation in Ferrites, Gyrator, Isolator, Circulator.

**Microwave Amplifiers and Oscillators:** Microwave Tubes: Linear Beam Tubes – Two cavity Klystron amplifier -velocity modulation, bunching process, output power, Reflex Klystron oscillator, power output and efficiency, Travelling Wave Tube (TWT) – Bunching process and amplification process (**Qualitative treatment only**). Crossed Field Tubes – Magnetron oscillator, pi-mode operation, power output and efficiency, Hartree Condition.

### UNIT III

**Microwave Semiconductor Devices:** Gunn Oscillator – Principle of operation, Characteristics, Two valley model, IMPATT, TRAPATT diodes.

**Microwave Measurements:** Description of Microwave bench-different blocks and their features, errors and precautions, Microwave power measurements, Measurement of attenuation, frequency, VSWR (low, medium, high), Measurement of  $Q$  of a cavity, Impedance measurements.

### UNIT IV

**Introduction to Optical Fibers and Transmission Characteristics** - The propagation of light in optical waveguides – Classification of optical fibers – Numerical aperture, Step index and Graded index fiber – Modes in cylindrical fiber – Linearly polarized modes, Attenuation: Absorption, Scattering, Bending losses. Modal dispersion and chromatic dispersion – Single mode fiber - waveguide dispersion– MFD – PMD

### UNIT V

**Optical Transmitters and Receivers:** Optical Sources: - Light source materials – LED homo and hetero structures – surface and edge emitters – Quantum efficiency – Injection Laser Diode – Modes and threshold condition – Structures and Radiation Pattern. Optical detectors: – Physical principles – PIN and APD diodes – Photo detector noise

**Optical Link Design:** Point- to- point links – System considerations – Link Power budget – Rise time budget.

#### Textbooks:

1. David M. Pozar, *Microwave Engineering*, John Wiley & Sons, Inc. 4<sup>th</sup> edition, 2012
2. Samuel Y. Liao, *Microwave Devices and Circuits*, PHI publications, Third Edition, 1997.
3. Gerd Keiser, *Optical Fiber Communications*, McGraw Hill, Third Edition, 2000.

#### References:

1. R. E. Collin, *Foundations for Microwave Engineering*, Wiley Student Edition, Second Edition, 2009.
2. Om. P. Gandhi, *Microwave: Engineering and Applications*, Kai Fa Book Company, 1981.
3. Reich H. J., et al, *Microwave Principles*, MIT Press, 1972.
4. F E Terman, *Electronic and Radio Engineering*, McGraw Hill, 4th Edition, 1984

**III B.Tech II Semester (E.C.E)**

25AEC4603T	<b><u>VLSI DESIGN</u></b>	<b>L</b>	<b>T</b>	<b>P</b>	<b>C</b>
		3	0	0	3

**Course Objectives:**

1. To understand the steps involved in fabrication of ICs using MOS transistor technology.
2. To learn about the VLSI design processes, Stick diagrams and Layouts.
3. To gain knowledge on the Gate Level Design concepts.
4. To learn the design of various subsystems with different VLSI Design styles.
5. To get familiar with CMOS testing techniques.

**Course Outcomes:****At the end of the course, the students will be able to**

1. Understand the steps involved in fabrication of ICs using MOS transistor technology.
2. Learn about the VLSI design processes, Stick diagrams and Layouts.
3. Gain knowledge on the Gate Level Design concepts.
4. Learn the design of various subsystems with different VLSI Design styles.
5. Familiar with CMOS testing techniques.

**UNIT I**

Introduction: Brief Introduction to IC technology MOS, PMOS, NMOS, CMOS & BiCMOS Technologies. Basic Electrical Properties of MOS and BiCMOS Circuits:  $I_{DS} - V_{DS}$  relationships, MOS transistor Threshold Voltage, figure of merit, Transconductance, Pass transistor, NMOS Inverter, Various pull ups, CMOS Inverter analysis and design, Bi-CMOS Inverters.

**UNIT II**

VLSI Circuit Design Processes: VLSI Design Flow, MOS Layers, Stick Diagrams, Design Rules and Layout,  $\lambda$ -based design rules for wires, contacts and Transistors, Layout Diagrams for NMOS and CMOS Inverters and Gates, Scaling of MOS circuits, Limitations of Scaling.

**UNIT III**

Gate level Design: Logic gates and other complex gates, Switch logic, Alternate gate circuits. Basic Circuit Concepts: Sheet Resistance  $R_s$  and its concepts to MOS, Area Capacitances calculations, Inverter Delays, Driving large Capacitive Loads, Wiring Capacitances, Fan-in and fan-out

**UNIT IV**

Subsystem Design: Shifters, Adders, ALUs, Multipliers, Parity generators, Comparators, Counters. VLSI Design styles: Full-custom, Standard Cells, Gate-arrays, FPGAs, CPLDs and

Design Approach for Full-custom and Semi-custom devices, parameters influencing low power design.

### **UNIT V**

CMOS Testing: Need for testing, Design for testability - built in self-test (BIST) – testing combinational logic –testing sequential logic – practical design for test guide lines – scan design techniques.

#### **Textbooks:**

1. Essentials of VLSI Circuits and Systems, Kamran Eshraghian, EshraghianDouglas, A. Pucknell, 2005, PHI.
2. Modern VLSI Design – Wayne Wolf, 3 Ed., 1997, Pearson Education.

#### **References:**

1. CMOS VLSI Design-A Circuits and Systems Perspective, Neil H.E Weste, David Harris, Ayan Banerjee, 3rd Edn, Pearson, 2009.
2. BehzadRazavi , —Design of Analog CMOS Integrated Circuitsl, McGraw Hill, 2003.
3. Jan M. Rabaey, —Digital Integrated Circuitsl, AnanthaChandrakasan and Borivoje Nikolic, Prentice-Hall of India Pvt.Ltd, 2<sup>nd</sup> edition, 2009.

**III B.Tech II Semester (E.C.E)**

25AEC4604Ta	<b><u>ELECTRONIC MEASUREMENTS AND INSTRUMENTATION</u></b>	<b>L</b>	<b>T</b>	<b>P</b>	<b>C</b>
		3	0	0	3

**Course Objectives:**

1. To know about the performance characteristics of instruments and measurement of electrical quantities.
2. To understand the construction, working and applications of different types of CRO's.
3. To analyze the working of different types of bridges.
4. To study the working of signal & function generators and analyzers.
5. To analyze the working of sensors and transducers in measuring physical parameters.

**Course Outcomes:****At the end of this course, the students will be able to**

1. Learn about the performance characteristics of instruments and measurement of electrical quantities.
2. Understand the construction, working and applications of different types of CRO's.
3. Compare the working of different types of bridges.
4. Know the working of signal & function generators and analyzers.
5. Grasp the working of sensors and transducers in measuring physical parameters.

**UNIT-I**

**Performance characteristics of Instruments:** Static characteristics, Accuracy, Precision, Resolution, Sensitivity, static and dynamic calibration, Errors in Measurement, and their statistical analysis, dynamic characteristics-speed of Response, fidelity, Lag and dynamic error. DC ammeters, DC voltmeters-multirange, range extension/solid state and differential voltmeters, AC voltmeters–multirange, range extension. Thermocouple type RF ammeter, ohm meters, series type, shunt type, multimeter for voltage, current and resistance measurements.

**UNIT-II**

**Oscilloscopes:** Introduction, Basic Principle, Standard specifications of CRO,CRT features, vertical and horizontal amplifiers, horizontal and vertical deflection systems, sweep trigger pulse, delay line, sync selector circuits, probes for CRO – active, passive, and attenuator type, triggered sweep CRO, and Delayed sweep, dual trace/beam CRO, Measurement of amplitude, frequency and phase (Lissajous method). Principles of sampling oscilloscope, storage oscilloscope, and digital storage oscilloscope, Digital frequency counters, time & Period measurements.

### **UNIT-III**

**Bridges:** DC Bridges for Measurement of resistance: Wheat stone bridge, Kelvin's Bridge, AC Bridges for Measurement of inductance- Maxwell's bridge, Hay's Bridge, Anderson bridge. Measurement of capacitance- Schearing Bridge, Wien Bridge. Errors and precautions in using bridges.

### **UNIT-IV**

**Signal Generators:** Signal generator-fixed and variable, AF oscillators, function generators, pulse, random noise, sweep, and arbitrary waveform generators, their standards, specifications and principles of working (Block diagram approach). Wave analyzers, Harmonic distortion analyzers, Spectrum analyzers, and Logic analyzers.

### **UNIT-V**

**Sensors and Transducers** - Active and passive transducers: Measurement of displacement (Resistance, capacitance, inductance; LVDT) Force (strain gauges) Pressure (piezoelectric transducers) Temperature (resistance thermometers, thermocouples and thermistors), Velocity, Acceleration, Vibration, pH measurement Signal Conditioning Circuits.

### **TEXT BOOKS:**

1. A.D. Helfrick and W.D. Cooper, —Modern Electronic Instrumentation and Measurement Techniques, 5<sup>th</sup> Edition, PHI, 2002.
2. H.S.Kalsi, —Electronic Instrumentation, 2<sup>nd</sup> edition, Tata McGraw Hill, 2004.

### **REFERENCES:**

1. David A. Bell, —Electronic Instrumentation & Measurements, 2<sup>nd</sup> Edition, PHI, 2003.
2. K. Lal Kishore, —Electronic Measurements & Instrumentations, Pearson Education, 2009.

**III B.Tech II Semester (E.C.E)**

25AEC4604Tb	<b><u>EMBEDDED SYSTEMS &amp; IOT</u></b>	<b>L</b>	<b>T</b>	<b>P</b>	<b>C</b>
		3	0	0	3

**Course Objectives:**

1. To understand the Architecture, Development & Design of Embedded Systems and IoT.
2. To learn the architecture and programming of ARM Microcontroller.
3. To be able to work with Raspberry Pi using Python Programming.
4. To know about the IoT standards, communication technologies and protocols for IoT devices.
5. To implement case studies and applications using the tools and techniques of IoT Platform.

**Course Outcomes:****At the end of the course, the students will be able to**

1. Understand the Architecture, Development & Design of Embedded Systems and IoT.
2. Learn the architecture and programming of ARM Microcontroller.
3. Work with Raspberry Pi using Python Programming.
4. Know about the IoT standards, communication technologies and protocols for IoT devices.
5. Implement case studies and applications using the tools and techniques of IoT Platform.

**UNIT I**

**Introduction to Embedded Systems and Internet of Things (IoT):** Introduction, Hardware & Software Architecture of Embedded Systems, Embedded Systems Development process, Architecture of Internet of Things, Physical Design & Logical Design of IoT, IoT Enabling Technologies, IoT Levels & Deployment Tools, Applications of Embedded Systems and IoT, Design Methodology for IOT Products.

**UNIT II**

**ARM Microcontrollers Architecture and Programming:** Architecture, Pin Diagram, Register Set & Modes, Memory Organization, Instruction set, Programming ports, Timer/Counter, Serial communication, I/O System, Development Tools, interrupts in C, Introduction ARM mBed platform.

**UNIT III**

**Fundamentals of Python Programming & Raspberry Pi:** Introduction to python programming, Data Types & Data Structures, working with functions, Modules & Packages, File Handling, classes, REST full Web Services, Client Libraries, Introduction & programming Raspberry Pi3, Interfaces, Integrating Input Output devices with Raspberry Pi3

#### UNIT IV

**IoT Technologies, Standards, Tools & M2M Network:** Fundamental characteristics and high-level requirements of IoT, IoT Reference models; Introduction to Communication Technologies & Protocols of IoT: BLE, Wi-Fi, LoRA, 3G/4G Technologies and HTTP, MQTT, CoAP protocols; Relevant Practicals on above technologies, M2M Network, SDN (Software Defined Networking) & NFV (Network Function Virtualization) for IoT

#### UNIT V

**IoT Platform, Cloud Computing Platforms & Data Analytics for IoT Development:** IOT Platform Architecture (IBM Internet of Things & Watson Platforms); API Endpoints for Platform Services; Devices Creation and Data Transmission; Introduction to NODE-RED and Application deployment, Introduction to Data Analytics, Apache Hadoop, Apache Oozie, Spark & Storm

#### TEXT BOOKS

1. ArsheepBahga, Vijay Madiseti, —Internet of Things: A Hands-On Approach, 1<sup>st</sup> Edition, VPT, 2014.
2. K.V.K.K.Prasad, —Embedded Real Time Systems: Concepts, Design and Programming, 1<sup>st</sup> Edition, Dreamtech Publication, 2014.
3. Adrian McEwen, Hakim Cassimally, —Designing the Internet of Things, Wiley Publications, 2013

#### REFERENCES

1. Jonathan W Valvano, —Embedded Microcomputer Systems: Real-Time Interfacing, 3<sup>rd</sup> Edition, Thomson Engineering, 2012.
2. Olivier Hersent, David Boswarthick, Omar Elloumi, —The Internet of Things: Key applications and Protocols, 2<sup>nd</sup> Edition, Wiley Publications, 2012.
3. Rene Beuchat, Andrea Guerrieri & Sahand Kashani —Fundamentals of System-on-Chip Design on Arm Cortex-M Microcontrollers, Paperback, 2 August 2021.

**III B.Tech II Semester (E.C.E)**

25AEC4604TC	<b><u>SPEECH PROCESSING</u></b>	<b>L</b>	<b>T</b>	<b>P</b>	<b>C</b>
		3	0	0	3

**Course Objectives:**

1. To impart knowledge on anatomy and physiology of speech organs and the process of Speech Production.
2. To understand the methods for extracting of speech using Time domain parameters.
3. To learn the Frequency Domain Methods for Speech Processing.
4. To interpret and analyze LPC Parameters for Speech Processing.
5. To introduce the concepts of homomorphic Speech Processing.

**Course Outcomes:****At the end of the course, the students will be able to**

1. Gain knowledge on anatomy and physiology of speech organs and the process of Speech Production.
2. Understand the methods for extracting of speech using Time domain parameters.
3. Learn the Frequency Domain Methods for Speech Processing.
4. Interpret and analyze LPC Parameters for Speech Processing.
5. Grasp the concepts of homomorphic Speech Processing.

**UNIT I**

**Fundamentals of Digital Speech Processing:** Anatomy & Physiology of Speech Organs, The process of Speech Production, The Acoustic Theory of Speech Production – Uniform lossless tube model, effect of losses in vocal tract and radiation at lips, Digital models for speech signals.

**UNIT II**

**Time Domain Methods for Speech Processing:** Time domain parameters of speech, methods for extracting the parameters: Zero crossings, Auto-correlation function, pitch estimation.

**UNIT III**

**Frequency Domain Methods for Speech Processing:** Short time Fourier analysis, Filter bank analysis, Spectrographic analysis, Formant extraction, Pitch extraction.

**UNIT IV**

**Linear predictive Coding (LPC) for Speech:** Formulation of linear prediction problem in time domain, solution of normal equations, Interpretation of linear prediction in auto correlation and

spectral domains, Method of Solution of the LPC Parameters: Pitch Detection using LPC Parameters, Formant Analysis using LPC Parameters.

#### **UNIT V**

**Homomorphic Speech Processing:** Introduction Homomorphic Systems for Convolution: Properties of the Complex Cepstrum, Computational Considerations, The Complex Cepstrum of Speech, pitch Detection and Formant Estimation; Applications of speech processing – Speech Enhancement, Speech recognition, Speech synthesis and Speaker Verification.

#### **Textbooks:**

1. L.R. Rabiner and S. W. Schafer, Digital Processing of Speech Signals, Pearson Education.
2. Douglas O' Shaughnessy, Speech Communications: Human & Machine, 2nd Ed., Wiley-IEEE Press.

#### **References:**

1. Thomas F. Quatieri, Discrete Time Speech Signal Processing: Principles and Practice, 1st Ed., Pearson Education.
2. Ben Gold & Nelson Morgan, Speech and Audio Signal Processing: Processing and Perception of Speech and Music ,1st Ed., Wiley.

**III B.Tech II Semester (E.C.E)**

25AEC4605Ta	<b><u>DIGITAL IMAGE PROCESSING</u></b>	<b>L</b>	<b>T</b>	<b>P</b>	<b>C</b>
		3	0	0	3

**Course Objectives:**

1. To learn the fundamentals of Image Processing with different Transforms.
2. To understand functions of Intensity Transformations and working fundamentals of Spatial Filters
3. To implement various models of Restoring and Reconstruction of Images from filtering projections.
4. To study the concepts of image compression using different coding & Wavelets and Multiresolution Processes.
5. To design image processing systems using Segmentation techniques for Morphological & Color Images.

**Course Outcomes:****At the end of the course, the students will be able to**

1. Learn the fundamentals of Image Processing with different Transforms.
2. Understand the functions of Intensity Transformations and working fundamentals of Spatial Filters
3. Implement various models of Restoring and Reconstruction of Images from filtering projections.
4. Grasp the concepts of image compression using different coding & Wavelets and Multiresolution Processes.
5. Design the image processing systems using Segmentation techniques for Morphological & Color Images.

**UNIT I**

Introduction: Introduction to Image Processing, Fundamental steps in digital image processing, components of an image processing system, image sensing and acquisition, image sampling and quantization, some basic relationships between pixels, an introduction to the mathematical tools used in digital image processing. Image Transforms: Need for image transforms, Discrete Fourier transform (DFT) of one variable, Extension to functions of two variables, some properties of the 2-D Discrete Fourier transform, Importance of Phase, Walsh Transform. Hadamard transform, Haar Transform, Slant transform, Discrete Cosine transform, KL Transform, SVD and Radon Transform, Comparison of different image transforms.

**UNIT II**

Intensity Transformations and Spatial Filtering: Background, Some basic intensity transformation functions, histogram processing, fundamentals of spatial filtering, smoothing spatial filters, sharpening spatial filters, Combining spatial enhancement methods Filtering in the Frequency Domain: Preliminary concepts, The Basics of filtering in the frequency domain, image smoothing using frequency domain filters, Image Sharpening using frequency domain filters, Selective filtering.

### UNIT III

Image Restoration and Reconstruction: A model of the image degradation / Restoration process, Noise models, restoration in the presence of noise only-Spatial Filtering, Periodic Noise Reduction by frequency domain filtering, Linear, Position –Invariant Degradations, Estimating the degradation function, Inverse filtering, Minimum mean square error (Wiener) filtering, constrained least squares filtering, geometric mean filter ,image reconstruction from projections.

### UNIT IV

Image compression: Fundamentals, Basic compression methods: Huffman coding, Golomb coding, Arithmetic coding, LZW coding, Run-Length coding, Symbol-Based coding, Bit-Plane coding, Block Transform coding, Predictive coding Wavelets and Multiresolution Processing: Image pyramids, subband coding, Multiresolution expansions, wavelet transforms in one dimensions & two dimensions, Wavelet coding.

### UNIT V

Image segmentation: Fundamentals, point, line, edge detection, thresholding, region –based segmentation. Morphological Image Processing: Preliminaries, Erosion and dilation, opening and closing, basic morphological algorithms for boundary extraction, thinning, gray-scale morphology, Segmentation using morphological watersheds.

Color image processing: color fundamentals, color models, pseudo color image processing, basics of full color image processing, color transformations, smoothing and sharpening. Image segmentation based on color, noise in color images, color image compression.

#### Textbooks:

1. R. C. Gonzalez and R. E. Woods, Digital Image Processing, 3rd edition, Prentice Hall, 2008.
2. Jayaraman, S. Esakkirajan, and T. Veerakumar, Digital Image Processing, Tata McGraw-Hill Education, 2011.

#### Reference Books:

1. Anil K.Jain, —Fundamentals of Digital Image Processing, Prentice Hall of India, 9th Edition, Indian Reprint, 2002.
2. B.Chanda, D.DuttaMajumder, —Digital Image Processing and Analysis, PHI, 2009

#### Online Learning Resources:

<https://nptel.ac.in/courses/117105079>

<https://nptel.ac.in/courses/117105135>

**III B.Tech II Semester (E.C.E)**

25AEC4605Tb	<u><b>ARTIFICIAL INTELLIGENCE &amp; MACHINE LEARNING</b></u>	<b>L</b>	<b>T</b>	<b>P</b>	<b>C</b>
		3	0	0	3

**Course Objectives:**

1. To learn the basics and problems of Artificial Intelligence with rationality and structure of agents.
2. To describe the search for solutions using various search strategies & algorithms for optimization.
3. To evaluate the representation of Agents with Propositional Logic in Shopping World.
4. To understand the concepts of Machine Learning with different Perspectives.
5. To analyze Decision Tree Representation with different problems & issues.

**Course Outcomes:**

**At the end of the course, the students will be able to**

1. To learn the basics and problems of Artificial Intelligence with rationality and structure of agents.
2. To describe the search for solutions using various search strategies & algorithms for optimization.
3. To evaluate the representation of Agents with Propositional Logic in Shopping World.
4. To understand the concepts of Machine Learning with different Perspectives.
5. To analyze Decision Tree Representation with different problems & issues.

**UNIT I**

**Introduction:** What Is AI, The Foundations of Artificial Intelligence, The History of Artificial Intelligence, The State of the Art, Agents and Environments, Good Behavior: The Concept of Rationality, The Nature of Environments, The Structure of Agents.

**UNIT II**

**Problem Solving:** Problem-Solving Agents, Example Problems, Searching for Solutions, Uninformed Search Strategies, informed (Heuristic) Search Strategies, Local Search Algorithms and Optimization Problems, Searching with Nondeterministic Actions.

**UNIT III**

**Knowledge Representation:** Knowledge-Based Agents, Logic, Propositional Logic: A Very Simple Logic, Ontological Engineering, Categories and Objects, Events, Mental Events and Mental Objects, Reasoning Systems for Categories, The Internet Shopping World.

#### UNIT IV

**Introduction to Machine Learning:** Well-Posed Learning Problem, Designing a Learning system, Perspectives and Issues in Machine Learning.

**Concept Learning and The General-to-Specific Ordering:** Introduction, A Concept Learning Task, Concept Learning as Search, FIND-S: Finding a Maximally Specific Hypothesis, Version Spaces and the Candidate Elimination Algorithm, Remarks on Version spaces and Candidate-Elimination, Inductive Bias

#### UNIT V

**Decision Tree Learning:** Introduction, Decision Tree Representation, Appropriate Problems for Decision Tree Learning, The Basic Decision Tree Learning Algorithm, Hypothesis Space Search in Decision Tree Learning, Inductive Bias in Decision Tree Learning, Issues in Decision Tree Learning.

##### **Text Books:**

- 1) Stuart Russell and Peter Norvig, —Artificial Intelligence: A Modern Approach, 3rd Edition, Pearson
- 2) Tom M. Mitchell, *Machine Learning*, McGraw Hill Edition, 2013

##### **Reference Books:**

- 1) Saroj Kaushik, —Artificial Intelligence, Cengage Learning India, 2011
- 2) Elaine Rich and Kevin Knight, —Artificial Intelligence, Tata McGraw Hill
- 3) David Poole and Alan Mackworth, —Artificial Intelligence: Foundations for Computational Agents, Cambridge University Press 2010.
- 4) Trivedi, M.C., —A Classical Approach to Artificial Intelligence, Khanna Publishing House, Delhi.
- 5) Christopher Bishop, Pattern Recognition and Machine Learning (PRML) , Springer, 2007.
- 6) Shai Shalev-Shwartz and Shai Ben-David, Understanding Machine Learning: From Theory to Algorithms (UML) , Cambridge University Press, 2014.

**III B.Tech II Semester (E.C.E)**

25AEC4605Tc	<u><b>SATELLITE COMMUNICATIONS</b></u>	<b>L</b>	<b>T</b>	<b>P</b>	<b>C</b>
		3	0	0	3

**Course Objectives:**

1. To learn the principles of orbital mechanics& satellite launch system with performance parameters.
2. To describe the elements of communication satellite design for matching reliability.
3. To know the working concepts of various multiple access techniques and Onboard processing.
4. To analyze the satellite links design with communication links.
5. To evaluate the working of earth station design with satellite broadcasting.

**Course Outcomes:****At the end of the course, the students will be able to**

1. Learn the principles of orbital mechanics& satellite launch system with performance parameters.
2. Describe the elements of communication satellite design for matching reliability.
3. Gain knowledge on various multiple access techniques and Onboard processing.
4. Analyze the satellite links design with communication links.
5. Evaluate the working of earth station design with satellite broadcasting.

**UNIT I**

Elements of orbital mechanics. Equations of motion. Tracking and orbit determination. Orbital correction/control. Satellite launch systems. Multistage rocket launchers and their performance

**UNIT II**

Elements of communication satellite design. Spacecraft subsystems. Reliability considerations. Spacecraft integration.

**UNIT III**

Multiple access techniques. FDMA, TDMA,CDMA. Random access techniques. Satellite onboard processing.

**UNIT IV**

Satellite link design: Performance requirements and standards. Design of satellite links – DOMSAT, INSAT, INTELSAT and INMARSAT. Satellite - based personal communication. links.

**UNIT V**

Earth station design. Configurations. Antenna and tracking systems. Satellite broadcasting.

**Textbooks:**

- D. Roddy, Satellite Communication (4/e), McGraw- Hill, 2009.  
T. Pratt & C.W. Bostain, Satellite Communication, Wiley 2000.

**References:**

B.N. Agrawal, Design of Geosynchrons Spacecraft, Prentice- Hall,1986.

### III B.Tech II Semester (E.C.E)

25AEC4602P	<b><u>MICROWAVE AND OPTICAL COMMUNICATIONS</u></b> <b><u>LAB</u></b>	<b>L</b>	<b>T</b>	<b>P</b>	<b>C</b>
		0	0	3	1.5

#### Course Objectives:

1. To understand the working of microwave bench set up and characteristics of microwave sources.
2. To verify the characteristics of various microwave components and to draw the radiation pattern of antennas.
3. To verify the characteristics of optical sources & detectors and to study about losses in optical fiber.

#### Course Outcomes:

**At the end of this course, the students will be able to**

1. Understand the working of microwave bench set up and characteristics of microwave sources.
2. Verify the characteristics of various microwave components and to draw the radiation pattern of antennas.
3. Verify the characteristics of optical sources & detectors and to study about losses in optical fiber.

#### **PART-A: Microwave Lab - Any Seven (7) Experiments**

1. Reflex Klystron Characteristics
2. Gunn Diode Characteristics
3. Attenuation Measurement
4. Directional Coupler Characteristics
5. VSWR Measurement
6. Impedance Measurements
7. Frequency and Wavelength measurement
8. Scattering Parameters of Directional coupler
9. Scattering Parameters of Magic TEE
10. Radiation pattern measurement of a Antenna
11. Antenna gain measurement

#### **Part B: Optical Fiber Lab - Any five (5) Experiments**

1. Characterization of LED
2. Characterization of Laser Diode
3. Intensity Modulation of Laser output through Optical fiber
4. Measurement of data rate for digital Optical link
5. Measurement of Numerical Aperture.
6. Measurement of Losses for Analog optical link

25AEC4603P	<b><u>VLSI DESIGN LAB</u></b>	<b>L</b>	<b>T</b>	<b>P</b>	<b>C</b>
		0	0	3	1.5

**Course Outcomes:**

1. To design a logic circuit using CMOS transistor using 180 nm technology in terms of schematic, symbol, test bench, DC and AC analysis.
2. To evaluate different schematics & output responses for AOI logic by using different software tools.
3. To design CMOS circuits using Full & Semi custom IC designs for analysis.
4. To design different layouts using different software tools for analog circuits.

**Course Objectives:**

**At the end of the course, the students will be able to**

1. Design a logic circuit using CMOS transistor using 180 nm technology in terms of schematic, symbol, test bench, DC and AC analysis.
2. Evaluate different schematics & output responses for AOI logic by using different software tools.
3. Design CMOS circuits using Full & Semi custom IC designs for analysis.
4. Design different layouts using different software tools for analog circuits.

**List of Experiments:** (Any TEN of the experiments are to be conducted)

**1. Design and analysis of CMOS Inverter**

- a) Implement CMOS inverter schematic using 180 nm technology and design its symbol.
- b) Implement test bench for CMOS Inverter and check its output response.
- c) Perform DC and AC analysis for CMOS inverter.
- d) Check the performance of CMOS inverter using parametric sweep.

**2. Design and analysis of NAND and NOR Logic gates**

- a) Implement NAND/NOR schematic using 180 nm technology and design its symbol.
- b) Implement test bench for NAND/NOR and check its output response.
- c) Perform DC and AC analysis for NAND/NOR.
- d) Check the performance of NAND/NOR using parametric sweep.

**3. Design and analysis of XOR and XNOR Logic gates**

- a) Implement XOR/XNOR schematic using 180 nm technology and design its symbol.
- b) Implement test bench for XOR/XNOR and check its output response.
- c) Perform DC and AC analysis for XOR/XNOR.
- d) Check the performance of XOR/XNOR using parametric sweep.

**4. Design of AOI logic**

- a) Design Schematic for  $AB + C \_ D$  and check its output response.
- b) Design Schematic for  $AB \_ + C \_ D$  and check its output response.
- c) Design Schematic for  $(A + B \_)(C + D)$  and check its output response.
- d) Design Schematic for  $(A + B \_)(C \_ + D)$  and check its output response.

**5. Design and analysis of Full adder**

- a) Design full adder using Full custom IC design.
- b) Design full adder using Semi custom IC design.

**6. Analysis of NMOS and PMOS characteristics**

- a) Implement test bench for NMOS/PMOS transistor.
- b) Perform DC and AC analysis for NMOS/PMOS transistor
- c) Check the performance of NMOS/PMOS transistor using parametric sweep.

**7. Design and analysis of Common source amplifier**

- a) Implement CS amplifier schematic using 180 nm technology and design its symbol.
- b) Implement test bench for CS amplifier and check its output response.
- c) Perform DC and AC analysis for CS amplifier.
- d) Check the performance of CS amplifier using parametric sweep.

**8. Design and analysis of Common drain amplifier**

- a) Implement CD amplifier schematic using 180 nm technology and design its symbol.
- b) Implement test bench for CD amplifier and check its output response.
- c) Perform DC and AC analysis for CD amplifier.
- d) Check the performance of CD amplifier using parametric sweep.

**9. Design of MOS differential amplifier**

- a) Design differential amplifier schematic using 180 nm technology and its symbol.
- b) Implement test bench for differential amplifier and check its output response.
- c) Perform DC and AC analysis for differential amplifier.
- d) Check the performance of differential amplifier using parametric sweep.

**10. Design of differential amplifier using FET/BJT**

- a) Design differential amplifier using FET/BJT schematic using 180 nm technology and its symbol.
- b) Implement test bench for two stage differential amplifier and check its output response.
- c) Perform DC and AC analysis for differential amplifier.
- d) Check the performance of differential amplifier using parametric sweep.

**11. Design of Inverter Layout**

- a) Design and implement inverter schematic.
- b) Design the layout for inverter using 180 nm tech file.
- c) Perform LVS for schematic and layout
- d) Check and remove all DRC violations.
- e) Extract parasitic R and C in layout.

**12. Design of NAND/NOR Layout**

- a) Design and implement NAND/NOR schematic.
- b) Design the layout for inverter using 180 nm tech file.
- c) Perform LVS for schematic and layout
- d) Check and remove all DRC violations.
- e) Extract parasitic R and C in layout

The students are required to design the schematic diagrams using CMOS logic and to draw the layout diagrams to perform the experiments with the Industry standard EDA Tools.

**Software Required:** i. Mentor Graphics/ Synopsis/ Cadence / Equivalent Industry Standard Software. ii. Personal computer system with necessary software to run the programs and to implement.

**III B.Tech II Semester (E.C.E)**

25AEC4607S	<b><u>MACHINE LEARNING AND DSP (SEC-IV)</u></b>	<b>L</b>	<b>T</b>	<b>P</b>	<b>C</b>
		0	1	2	2

**Course Objectives:**

1. To understand the modules and dependencies for machine learning corresponding to different applications.
2. To understand a range of machine learning regression techniques & clustering along with their datasets.
3. To write the programs and implement k-Nearest Neighbor algorithm to classify the iris data sets, images & CNN.
4. To simulate the basic signal processing operations like convolution and correlation.
5. To simulate the DSP operations like DFT, FFT & implement IIR and FIR filters using simulation software and verify their frequency responses.

**Course Outcomes:****At the end of the course, the students will be able to**

1. Understand the modules and dependencies for machine learning corresponding to different applications.
2. Learn a range of machine learning regression techniques & clustering along with their datasets.
3. Write the programs and implement k-Nearest Neighbor algorithm to classify the iris data sets, images & CNN.
4. Simulate the basic signal processing operations like convolution and correlation.
5. Simulate the DSP operations like DFT, FFT & implement IIR and FIR filters using simulation software and verify their frequency responses.

**MACHINE LEARNING (Implement any six concepts)**

Implement the following concepts using python with supporting applications.

1. Familiarizing with Anaconda and Jupyter for importing modules and dependencies for ML Familiarization with NumPy, Panda and Matplotlib by Loading Dataset in Python
2. **Linear regression:** Predict the profit of a company/House price from a dataset using the concept of linear regression. Implement the speech recognition model (NLP) from a speech/audio dataset using the concept of linear regression
3. **Logistic regression:**
  - a) Identify whether the patient has diabetes or not from diabetes dataset using Logistic regression
  - b) Implement the speech to text model (NLP- Speech recognitions system) from a speech dataset using the concept of linear regression
4. **Polynomial regression :**
  - a. Determine the quality of wine using wine dataset with the help of polynomial regression
  - b. Implement the speech recognition model (NLP) from a speech / audio data set using the concept of polynomial regression.

5. **K-means clustering:** Apply the concept of K-means clustering for image segmentation problem (Brain tumor and Lung images)/Color quantization
6. Write a program to implement k-Nearest Neighbor algorithm to classify the iris data set to demonstrate the working of the decision tree based ID3 algorithm.
7. Write a program to implement the k-Nearest Neighbor algorithm for image classification and distance metric learning for large margin with image classification applications using k-nearest neighbor.
8. **PCA/LDA:** Reduce the dimensionality of a dataset for Face recognition system
9. Design an Artificial neural network for Digit classification using Back Propagation Algorithm for MNIST Data set. Train MLP using Gradient descent algorithm by applying Linear, Sigmoid, tanh, and ReLU activation functions
10. **Digit recognition using CNN:** Identify the digits 0-9 from MNIST data and CIFR 10 set using CNN
11. Image Classification using CNN: Classify cats and dogs using CNN from the given dataset
12. LSTM (Long Short-Term Memory Networks)/ARIMA--- Implementation biomedical signals (like EEG, ECG, EMG) classifications and disease prediction.

### **DIGITAL SIGNAL PROCESSING (Implement any six concepts)**

1. Generate the following standard discrete time signals.
  - i) Unit Impulse ii) Unit step iii) Ramp iv) Exponential v) Sawtooth
2. Generate sum of two sinusoidal signals and find the frequency response (magnitude and phase).
3. Implement and verify linear and circular convolution between two given signals.
4. Implement and verify autocorrelation for the given sequence and cross correlation between two given signals.
5. Compute and implement the N-point DFT of a given sequence and compute the power density spectrum of the sequence.
6. Implement and verify N-point DIT-FFT of a given sequence and find the frequency response (magnitude and phase).
7. Implement and verify N-point IFFT of a given sequence.
8. Design IIR Butterworth filter and compare their performances with different orders (Low Pass Filter /High Pass Filter)
9. Design IIR Chebyshev filter and compare their performances with different orders (Low Pass Filter /High Pass Filter).
10. Design FIR filter (Low Pass Filter /High Pass Filter) using windowing technique.
  - i. Using rectangular window, ii. Using hamming window, iii. Using Kaiser window
11. Design and verify Filter (IIR and FIR) frequency response by using Filter design and Analysis Tool.
12. Compute the Decimation and Interpolation for the given signal.
13. Real time implementation of an audio signal using a digital signal processor.

### **Reference books:**

1. S.N.Sivanandam and S.N.Deepa, Introduction to neural networks using Matlab, 2006.
2. Simon Haykin, Neural Networks and Learning Machines, PHI, 2008, 3<sup>rd</sup> Edition
3. Digital Signal Processing: Alon V. Oppenheim, PHI
4. Digital Signal processing (II-Edition): S.K. Mitra, TMH

25AMB2601M	<b>TECHNICAL PAPER WRITING AND INTELLECTUAL PROPER RIGHTS</b>	<b>L</b>	<b>T</b>	<b>P</b>	<b>C</b>
		0	1	2	2

**Course Objectives:**

1. To enable the students to practice the basic skills of research paper writing
2. To make the students understand the importance of IP and to educate them on the basic concepts of Intellectual Property Rights.
3. To practice the basic skills of performing quality literature review
4. To help them in knowing the significance of real life practice and procedure of Patents.
5. To enable them learn the procedure of obtaining Patents, Copyrights, & Trade Marks

**Course Outcomes: On successful completion of this course, the students will be able to:****COURSE OUTCOMES:** At the end of the course, students will be able to **Blooms Level**

- CO1 Identify key secondary literature related to their proposed technical paper writing L1, L2
- CO2 Explain various principles and styles in technical writing L1, L2
- CO3 Use the acquired knowledge in writing a research/technical paper L3
- CO4 Analyse rights and responsibilities of holder of Patent, Copyright, Trademark, International Trademark etc. L4
- CO5 Evaluate different forms of IPR available at national & international level L5
- CO6 Develop skill of making search of various forms of IPR by using modern tools and techniques. L3, L6

**SYLLABUS****UNIT – I:**

Principles of Technical Writing: styles in technical writing; clarity, precision, coherence and logical sequence in writing-avoiding ambiguity- repetition, and vague language -highlighting your findings-discussing your limitations -hedging and criticizing -plagiarism and paraphrasing .

**UNIT – II:**

Technical Research Paper Writing: Abstract- Objectives-Limitations-Review of Literature- Problems and Framing Research Questions- Synopsis

### UNIT – III:

Process of research: publication mechanism: types of journals- indexing-seminars-conferences- proof reading –plagiarism style; seminar & conference paper writing; Methodology-discussion-results- citation rules

### UNIT – IV:

Introduction to Intellectual property: Introduction, types of intellectual property, International organizations, agencies and treaties, importance of intellectual property rights  
Trade Marks: Purpose and function of trademarks, acquisition of trade mark rights, protectable matter, selecting and evaluating trade mark, trade mark registration processes.

### UNIT – V:

Law of copy rights: Fundamentals of copy right law, originality of material, rights of reproduction, rights to perform the work publicly, copy right ownership issues, copy right registration, notice of copy right, international copy right law  
Law of patents: Foundation of patent law, patent searching process, ownership rights and transfer. Patent law, intellectual property audits.

### Textbooks:

1. Deborah. E. Bouchoux, *Intellectual Property Rights*, Cengage Learning India, 2013
2. Meenakshi Raman, Sangeeta Sharma. *Technical Communication: Principles and practices*. Oxford.

### Reference Books:

1. R.Myneni, *Law of Intellectual Property*, 9th Ed, Asia law House, 2019.
2. Prabuddha Ganguli, *Intellectual Property Rights* Tata Mcgraw Hill, 2001
3. P.Naryan, *Intellectual Property Law*, 3rd Ed ,Eastern Law House, 2007.
4. Adrian Wallwork. *English for Writing Research Papers* Second Edition. Springer Cham Heidelberg New York ,2016
5. Dan Jones, Sam Dragga, *Technical Writing Style*

### Online Resources

1. <https://theconceptwriters.com.pk/principles-of-technical-writing/>
2. <https://www.ewh.ieee.org/soc/emcs/acstrial/newsletters/summer10/TechPaperWriting.html>
3. <https://www.ewh.ieee.org/soc/emcs/acstrial/newsletters/summer10/TechPaperWriting.html>
4. <https://www.manuscriptedit.com/scholar-hangout/process-publishing-research-paper-journal/>
5. <https://www.icsi.edu/media/website/IntellectualPropertyRightLaws&Practice.pdf>
6. <https://lawbhoomi.com/intellectual-property-rights-notes/>
7. <https://www.extension.purdue.edu/extmedia/ec/ec-723.pdf>

**IV B.Tech I Semester (E.C.E)**

25AEC4701T	<b><u>DATA COMMUNICATIONS AND NETWORKING</u></b>	<b>L</b>	<b>T</b>	<b>P</b>	<b>C</b>
		3	0	0	3

**Course Objectives:**

1. To provide a conceptual understanding of the fundamentals of data communications and computer networks.
2. To explore different network architectures, models, and transmission media used in data communication.
3. To analyze error detection and correction methods, data link protocols, and medium access techniques.
4. To understand the functioning of network and transport layer protocols, including addressing, routing, and congestion control.
5. To study application layer protocols, network security mechanisms, and techniques to ensure data integrity.

**Course Outcomes:**

After completing the course, the student will be able to,

1. Understand of the fundamentals of data communications and computer networks.
2. Learn different network architectures, models, and transmission media used in data communication.
3. Analyze error detection and correction methods, data link protocols, and medium access techniques.
4. Grasp the functioning of network and transport layer protocols, including addressing, routing, and congestion control.
5. Gain knowledge on application layer protocols, network security mechanisms, and techniques to ensure data integrity.

**UNIT I**

**Overview of Data Communication and Networking:** Introduction; Data communications: components, direction of data flow; network criteria, physical structure, categories of network (LAN, MAN, WAN); Internet: brief history, Protocols and standards; Reference models: OSI reference model, TCP/IP reference model, their comparative study.

**UNIT II**

**Physical Layer:** Overview of data (analog & digital), signal (analog& digital), transmission (analog & digital) & transmission media (guided & unguided), queuing theory , its applications in data communication, Data Encoding Techniques, Circuit switching, time division & space division switching.

### UNIT III

**Data link Layer:** Types of errors, framing (character and bit stuffing), error detection & correction methods; Flow control; Protocols: Stop & wait ARQ, Go-Back- N ARQ, Selective repeat ARQ, HDLC

**Medium Access sub layer:** Point to Point Protocol, Token Ring; Reservation, Polling, Multiple access protocols: Pure ALOHA, Slotted ALOHA, CSMA, CSMA/CD, CSMA/CA Traditional Ethernet, fast Ethernet.

### UNIT IV

**Network layer:** Internetworking & devices: Repeaters, Hubs, Bridges, Switches, Router, Gateway; Addressing: IP addressing, subnetting; Routing: techniques, static vs. dynamic routing, Unicast Routing Protocols: RIP, OSPF, BGP; Other Protocols: ARP, IP, ICMP, IPV6

**Transport layer:** Process to Process delivery; UDP; TCP; Congestion Control: Open Loop, Closed Loop choke packets; Quality of service: techniques to improve QoS: Leaky bucket algorithm, Token bucket algorithm.

### UNIT V

**Application Layer:** Introduction to DNS, SMTP, SNMP, FTP, HTTP & WWW; Security: Cryptography (Public, Private Key based), Digital Signature, Firewalls.

#### Textbooks:

1. B. A. Forouzan – —Data Communications and Networking (3rd Ed.) — – TMH
2. A.S. Tanenbaum – —Computer Networks (4th Ed.)— – Pearson Education/PHI

#### Reference Books:

1. W. Stallings – —Data and Computer Communications (5th Ed.)— – PHI/ Pearson Education
2. Kurose and Rose – —Computer Networking -A top down approach featuring the internet— – Pearson Education
3. Leon, Garica, Widjaja – —Communication Networks— – TMH

**IV B.Tech I Semester**

25AMB2701Ta	<b>BUSINESS ETHICS AND CORPORATE GOVERNANCE Management Course- II</b>	<b>L</b>	<b>T</b>	<b>P</b>	<b>C</b>
		2	0	0	2

**COURSE OBJECTIVES :**The objectives of this course are

- 1 To make the student understand the principles of business ethics
- 2 To enable them in knowing about the ethics in management
- 3 To facilitate the student‘ role in corporate culture
- 4 To impart knowledge about the fair-trade practices
- 5 To encourage the student in knowing about the corporate governance

**Syllabus**

**UNIT-I: Ethics**

Introduction – Meaning – Nature, Scope, significance, Loyalty, and ethical behavior.. Value systems - Business Ethics - Types, Characteristics, Factors, Contradictions and Ethical Practices in Management -Corporate Social Responsibility – Issues of Management – Crisis Management.

**LEARNING OUTCOMES:-** After completion of this unit student will

- Understand the meaning of loyalty and ethical Behavior
- Explain various types of Ethics
- Analyze issues & crisis of management

**UNIT-II: ETHICS IN MANAGEMENT**

Introduction- Ethics in production, finance, Human resource management and Marketing Management - The Ethical Value System – Universalism, Utilitarianism, Distributive Justice, Social Contracts, Individual Freedom of Choice, Professional Codes; Culture and Ethics – Ethical Values in different Cultures - Culture and Individual Ethics – professional ethics and technical ethics.

**LEARNING OUTCOMES:-** After completion of this unit student will

- Understand the meaning of Ethics in various areas of management
- Compare and contrast professional ethics and technical ethics
- Develop ethical values in self and organization

### **UNIT-III : CORPORATE CULTURE**

Introduction - Meaning, definition, Nature, and significance – Key elements of corporate culture, shared values, beliefs and norms, rituals, symbols and language - Types of corporate culture, hierarchical culture, market driven culture – Organization leadership and corporate culture, leadership styles and their impact on culture, transformational leadership and culture change.

**LEARNING OUTCOMES:-** After completion of this unit student will

- Define corporate culture
- Understand the key elements of corporate culture
- Analyze organization leadership and corporate culture

### **UNIT- IV: LEGAL FRAME WORK**

Law and Ethics -Agencies enforcing Ethical Business Behavior - Legal Impact – Environmental Protection, Fair Trade Practices, legal Compliances, Safeguarding Health and wellbeing of Customers – Corporate law, Securities and financial regulations, corporate governance codes and principles.

**LEARNING OUTCOMES:-** After completion of this unit student will

- Understand Law and Ethics
- Analyze Different fair trade practices
- Make use of Environmental Protection and Fair Trade Practices

### **UNIT -V: CORPORATE GOVERNANCE**

Introduction - Meaning – Corporate governance code, transparency & disclosure -Role of auditors, board of directors and shareholders. Global issues, accounting and regulatory frame work - Corporate scams - Committees in India and abroad, corporate social responsibility. BoDs composition, Cadbury Committee - Various committees - Reports - Benefits and Limitations.

**LEARNING OUTCOMES:-** After completion of this unit student will

- Understand corporate governance code
- Analyze role of auditors, board of directors and shareholders in corporate governance
- Implementing corporate social responsibility in India.

#### **Text books.**

1. Murthy CSV: Business Ethics and Corporate Governance, HPH July 2017

2. Bholanath Dutta, S.K. Podder – Corporation Governance, VBH. June 2010

**Reference books**

1. Dr. K. Nirmala, KarunakaraReaddy. *Business Ethics and Corporate Governance*, HPH
2. H.R.Machiraju: *Corporate Governance*, HPH, 2013
3. K. Venkataramana, *Corporate Governance*, SHBP.
4. N.M.Khandelwal. *Indian Ethos and Values for Managers*

<b>COURSE OUTCOMES:</b> At the end of the course, students will be able to		<b>BTL</b>
CO1	Understand the Ethics and different types of Ethics.	L2
CO2	Understand business ethics and ethical practices in management	L2
CO3	Understand the role of ethics in management	L2
CO4	Apply the knowledge of professional ethics & technical ethics	L3
CO5	Analyze corporate law, ethics, codes & principles	L4
CO6	Evaluate corporate governance & corporate scams	L5

BTL = Bloom’s Taxonomy Level

**ONLINE RESOURCES:**

1. [https://onlinecourses.nptel.ac.in/noc21\\_mg46/](https://onlinecourses.nptel.ac.in/noc21_mg46/)
2. <https://archive.nptel.ac.in/courses/110/105/110105138/>
3. [https://onlinecourses.nptel.ac.in/noc21\\_mg54/](https://onlinecourses.nptel.ac.in/noc21_mg54/)
4. [https://onlinecourses.nptel.ac.in/noc22\\_mg54/](https://onlinecourses.nptel.ac.in/noc22_mg54/)
5. <https://archive.nptel.ac.in/courses/109/106/109106117/>

25AMB2701Tb	<b>E-Business Management Course - II</b>	<b>L</b>	<b>T</b>	<b>P</b>	<b>C</b>
		2	0	0	2

**Course Objectives: The Objectives of this course are**

- 1 To provide knowledge on emerging concept on E-Business related aspect.
- 2 To understand various electronic markets & business models.
- 3 To impart the information about electronic payment systems & banking.
- 4 To create awareness on security risks and challenges in E-commerce.
- 5 To the students aware on different e-marketing channels & strategies.

**Syllabus****Unit-I: Electronic Business**

Introduction – Nature, meaning, significance, functions and advantages - Definition of Electronic Business - Functions of Electronic Commerce (EC)-Advantages & Disadvantages of E-Commerce –E-Commerce and E-Business, Internet Services, Online Shopping- E-Commerce Opportunities for Industries.

**Learning Outcomes:** -After completion of this unit student

- Understand the concept of E-Business
- Contrast and compare E-Commerce & E-Business
- Evaluate opportunities of E-commerce for industry

**Unit-II: Electronic Markets and Business Models**

Introduction –E-Shops-E-Malls E-Groceries - Portals - Vertical Portals-Horizontal Portals - Advantages of Portals -Business Models- Business to Business (B2B)-Business to Customers(B2C) - Business to Government(B2G)-Auctions-B2B Portals in India

**Learning Outcomes:** -After completion of this unit student will

- Understand the concept of business models
- Contrast and compare Vertical portal and Horizontal portals
- Analyze the B2B,B2C and B2G model

### **Unit-III: Electronic Payment Systems:**

Introduction to electronic payment systems (EPS) -Types of electronic payments - Credit/debit cards, e-wallets, UPI, and crypto currencies -Smart cards and digital wallets: Features and usage -Electronic Fund Transfer (EFT): Role in business transactions -Infrastructure requirements and regulatory aspects of e-payments

**Learning Outcomes:** -After completion of this unit student will

- Understand the Electronic payment system
- Contrast and compare EFT and smart cards
- Analyze debit card and credit cards

### **Unit-IV:E-Security**

Security risks and challenges in electronic commerce - Cyber threats - Phishing, hacking, identity theft, and malware - Digital Signatures & Certificates - Security protocols over public networks (HTTP, SSL, TLS) -Firewalls in securing e-business platforms.

**Learning Outcomes:** -After completion of this unit student will

- Understand E-Security
- Contrast and compare security protocols and public network
- Evaluate on Digital signature

### **Unit-V:E-Marketing:**

Introduction – Online Marketing – Advantages of Online Marketing – Internet Advertisement – Advertisement Methods – Conducting Online Market Research– – E-marketing planning:

Online branding, social media marketing, and email marketing - E-business strategies: Digital advertising, content marketing, and analytics – E-Customer Relationship Management (eCRM)  
E-supply chain management (e-SCM)

**Learning Outcomes:** -After completion of this unit student will

- Understand the concept of online marketing
- Apply the knowledge of online marketing
- Compare e-CRM and e-SCM

**Text Books:**

1. Arati Oturkar&Sunil Khilari. *E-Business*. Everest Publishing House, 2022
2. P.T.S Joseph. *E-Commerce*, Fourth Edition, Prentice Hall of India, 2011

**References:**

1. Debjani, Kamalesh K Bajaj. *E-Commerce*, Second Edition Tata McGraw-Hill's, 2005
2. Dave Chaffey. *E-Commerce E-Management*, Second Edition, Pearson, 2012.
3. Henry Chan. *E-Commerce Fundamentals and Application*, RaymondLeathamWiley India 2007
4. S. Jaiswal. *E-Commerce* GalgotiaPublication Pvt Ltd., 2003.

<b>COURSE OUTCOMES: At the end of the course student will be able to</b>		<b>BTL</b>
CO1	Remember E-Business & its nature, scope and functions.	L1
CO2	Understand E-market-Models which are practicing by the organizations	L2
CO3	Apply the concepts of E-Commerce in the present globalized world.	L3
CO4	Analyze the various E-payment systems & importance of net banking.	L4
CO5	Evaluate market research strategies & E-advertisements.	L5
CO6	Understand importance of E-security & control	L2

BTL = Bloom's Taxonomy Level

**Online Resources:**

<https://www.slideshare.net/fatimahAlkreem/e-businessppt-67935771>

<https://www.slideshare.net/VikramNani/e-commerce-business-models>

<https://www.slideshare.net/RiteshGoyal/electronic-payment-system>

<https://www.slideshare.net/WelingkarDLP/electronic-security>

<https://www.slideshare.net/Ankitha2404/emarketing-ppt>

25AMB2701Tc	<b>MANAGEMENT SCIENCE</b>	<b>L</b>	<b>T</b>	<b>P</b>	<b>C</b>
		2	0	0	2

**COURSE OBJECTIVES :** The objectives of this course are

- 1 To provide fundamental knowledge on Management, Administration, Organization & its concepts.
- 2 To make the students understand the role of management in Production
- 3 To impart the concept of HRM in order to have an idea on Recruitment, Selection, Training & Development, job evaluation and Merit rating concepts
- 4 To create awareness on identify Strategic Management areas & the PERT/CPM for better Project Management
- 5 To make the students aware of the contemporary issues in modern management

### **UNIT- I: INTRODUCTION TO MANAGEMENT**

Management - Concept and meaning - Nature-Functions - Management as a Science and Art and both. Schools of Management Thought - Taylor's Scientific Theory-Henry Fayol's principles - Elton Mayo's Human relations - **Organizational Designs** - Line organization - Line & Staff Organization - Functional Organization - Matrix Organization - Project Organization - Committee form of Organization - Social responsibilities of Management.

**LEARNING OUTCOMES:** At the end of the Unit, the students will be able to

- Understand the concept of management and organization
- Apply the concepts & principles of management in real life industry.
- Analyze the organization chart & structure of an enterprise.

### **UNIT - II OPERATIONS MANAGEMENT**

Principles and Types of Plant Layout - Methods of Production (Job, batch and Mass Production), Work Study - Statistical Quality Control- **Material Management** - Objectives - Inventory-Functions - Types, Inventory Techniques - EOQ-ABC Analysis - **Marketing Management** -

Concept - Meaning - Nature-Functions of Marketing - Marketing Mix - Channels of Distribution - Advertisement and Sales Promotion - Marketing Strategies based on Product Life Cycle.

**LEARNING OUTCOMES:** At the end of the Unit, the students will be able to

- Understand the core concepts of Operations Management
- Apply the knowledge of Quality Control, Work-study principles in real life industry.
- Evaluate Materials departments & Determine EOQ
- Analyze Marketing Mix Strategies for an enterprise.
- Create and design advertising and sales promotion

### **UNIT - III HUMAN RESOURCES MANAGEMENT (HRM)**

HRM - Definition and Meaning – Nature - Managerial and Operative functions - Job Analysis - Human Resource Planning(HRP) - Employee Recruitment-Sources of Recruitment - Employee Selection - Process - Employee Training and Development - methods - Performance Appraisal Concept - Methods of Performance Appraisal – Placement - Employee Induction - Wage and Salary Administration

**LEARNING OUTCOMES:** At the end if the Unit, the students will be able to

- Understand the concepts of HRM, Recruitment, Selection, Training & Development
- Analyze the need of training
- Evaluate performance appraisal
- Design the basic structure of salaries and wages

### **UNIT - IV STRATEGIC & PROJECT MANAGEMENT**

Definition& Meaning - Setting of Vision - Mission - Goals - Corporate Planning Process - Environmental Scanning - Steps in Strategy Formulation and Implementation - SWOT Analysis - **Project Management** - Network Analysis - Programme Evaluation and Review Technique (PERT) - Critical Path Method (CPM) Identifying Critical Path - Probability of Completing the project within given time - Project Cost- Analysis - Project Crashing (Simple problems).

**LEARNING OUTCOMES:** At the end of the Unit, the students will be able to

- Understand Mission, Objectives, Goals & strategies for an enterprise
- Apply SWOT Analysis to strengthen the project
- Analyze Strategy formulation and implementation
- Evaluate PERT and CPM Techniques

### **UNIT - V CONTEMPORARY ISSUES IN MANAGEMENT**

Customer Relations Management(CRM) - Total Quality Management (TQM) - Six Sigma Concept - Supply Chain Management(SCM) - Enterprise Resource Planning (ERP) - Performance Management – employee engagement and retention - Business Process Re-engineering and Bench Marking - Knowledge Management – change management – sustainability and corporate social responsibility.

**LEARNING OUTCOMES** At the end if the Unit, the students will be able to

- Understand modern management techniques
- Apply Knowledge in Understanding in TQM, SCM
- Analyze CRM, BPR
- Evaluate change management & sustainability

**Text Books:**

1. Frederick S. Hillier, Mark S. Hillier. *Introduction to Management Science*, October 26, 2023
2. A.R Aryasri, *Management Science*, TMH, 2019

**References:**

1. Stoner, Freeman, Gilbert. *Management*, Pearson Education, New Delhi, 2019.
2. Koontz & Weihrich, *Essentials of Management*, 6/e, TMH, 2005.
3. Thomas N.Duening & John M.Ivancevich, *Management Principles and Guidelines*, Biztantra.
4. Kanishka Bedi, *Production and Operations Management*, Oxford University Press, 2004.
5. Samuel C.Certo, *Modern Management*, 9/e, PHI, 2005

<b>COURSE OUTCOMES:</b> At the end of the course, students will be able to		<b>BTL</b>
CO1	Remember the concepts & principles of management and designs of organization in a practical world	<b>L1</b>
CO2	Understand the knowledge of Work-study principles & Quality Control techniques in industry	<b>L2</b>
CO3	Apply the process of Recruitment & Selection in organization.	<b>L3</b>
CO4	Analyze the concepts of HRM & different training methods.	<b>L4</b>
CO5	Evaluate PERT/CPM Techniques for projects of an enterprise and estimate time & cost of project & to analyze the business through SWOT.	<b>L5</b>
CO6	Create awareness on contemporary issues in modern management & technology.	<b>L3</b>

BTL = Blooms Taxonomy Level

ONLINE RESOUECES:

1. <https://www.slideshare.net/slideshow/introduction-to-management-and-organization-231308043/231308043>
2. <https://nptel.ac.in/courses/112107238>
3. <https://archive.nptel.ac.in/courses/110/104/110104068/>
4. <https://archive.nptel.ac.in/courses/110/105/110105069/>
5. [https://onlinecourses.nptel.ac.in/noc24\\_mg112/](https://onlinecourses.nptel.ac.in/noc24_mg112/)

**IVB.Tech I Semester (E.C.E)**

25AEC4702Ta	<b><u>RADAR ENGINEERING</u></b>	<b>L</b>	<b>T</b>	<b>P</b>	<b>C</b>
		2	0	0	2

**Course Objectives:**

1. To understand the basic working principle of Radar and target detection procedure.
2. To learn about the working and applications of CW and Frequency modulated Radar.
3. To comprehend the working and applications of MTI and Pulse Doppler Radar
4. To understand different methods of tracking a target and their limitations.
5. To analyze the effect of noise at the receiver and uses of phased array antennas and navigational aids.

**Course Outcomes:**

**At the end of this course, the students will be able to**

1. Learn the basic working principle of Radar and target detection procedure.
2. Know the working and applications of CW and Frequency modulated Radar.
3. Gain the knowledge of about MTI and Pulse Doppler Radar.
4. Understand different methods of tracking a target and their limitations.
5. Analyze the effect of noise at the receiver and uses of phased array antennas and navigational aids.

**UNIT I**

**Basics of Radar:** Introduction, Maximum Unambiguous Range, Simple form of Radar Equation, Radar Block Diagram and Operation, Radar Frequencies and Applications, Prediction of Range Performance, Minimum Detectable Signal, Receiver Noise, Modified Radar Range Equation, Illustrative Problems. Radar Equation: SNR, Envelope Detector, False Alarm Time and Probability, Integration of Radar Pulses, Radar Cross Section of Targets (simple targets - sphere, cone-sphere), Transmitter Power, PRF and Range Ambiguities, System Losses (qualitative treatment), Display types, Illustrative Problems.

**UNIT II**

**CW and Frequency Modulated Radar:** Doppler Effect, CW Radar – Block Diagram, Isolation between Transmitter and Receiver, Non-zero IF Receiver, Receiver Bandwidth Requirements, Applications of CW radar, Illustrative Problems. FM-CW Radar, Range and Doppler Measurement, Block Diagram and Characteristics (Approaching/ Receding Targets), FM-CW altimeter, Multiple Frequency CW Radar.

### UNIT III

**MTI and Pulse Doppler Radar:** Introduction, Principle, MTI Radar with - Power Amplifier Transmitter and Power Oscillator Transmitter, Delay Line Cancellers – Filter Characteristics, Blind Speeds, Double Cancellation, And Staggered PRFs. Range Gated Doppler Filters, MTI Radar Parameters, Limitations to MTI Performance, MTI versus Pulse Doppler radar.

### UNIT IV

**Tracking Radar:** Tracking with Radar, Sequential Lobing, Conical Scan, Monopulse Tracking Radar – Amplitude Comparison Monopulse (one- and two-coordinates), Phase Comparison Monopulse, Tracking in Range, Acquisition and Scanning Patterns, Comparison of Trackers.

### UNIT V

**Detection of Radar Signals in Noise:** Introduction, Noise Figure and Noise Temperature, Matched Filter Receiver – Response Characteristics and Derivation, Correlation detection, Detection criteria, Detector Characteristics, Automatic Detection, Constant False Alarm Rate Receiver. Introduction to Software Defined Radio, Introduction to Stealth technology.

**Radar Receivers:** Introduction to Phased Array Antennas- Basic Concepts, Electronically Steered Phased Array Antennas, Phase Shifters, Frequency – scan Arrays, Radiation for Phased Array, Architecture for Phased Arrays. Radiation Pattern. Beam Steering and Beam Width changes. Navigational Aids : Direction Finder, VOR, ILS and Loran.

### TEXT BOOKS:

1. Merrill I. Skolnik, —Introduction to Radar Systems, 2<sup>nd</sup> Edition, TMH Special Indian Edition, 2007.
2. Byron Edde, —Radar Principals, Technology, Applications, Pearson Education, 1992.

### REFERENCES:

1. Peebles, —Radar Principles, Wiley, New York, 1998.
2. G.S.N.Raju, —Radar Engineering and Fundamentals of Navigational Aids, I. K. International Pvt. Ltd.
3. G. SasiBhushan Rao, — Microwave and Radar Engineering, Pearson Education, 2014

**IVB.Tech I Semester (E.C.E)**

25AEC4702Tb	<b><u>DSP PROCESSORS &amp; ARCHITECTURES</u></b>	<b>L</b>	<b>T</b>	<b>P</b>	<b>C</b>
		3	0	0	3

**Course Objectives:**

1. To describe the unique features and significance of Digital Signal Processing (DSP).
2. To demonstrate various computational parameters and accuracy considerations in DSP systems.
3. To introduce architectural improvements in programmable DSP devices and their execution models.
4. To expose students to basic DSP algorithms, including filtering, FFT, and adaptive processing.
5. To outline DSP processor applications and their interfacing with memory and I/O peripherals.

**Course Outcomes:**

**After completing the course, the student will be able to,**

1. Summarize the fundamental features and role of Digital Signal Processing in real-world applications.
2. Evaluate dynamic range, precision, and error sources in DSP implementations.
3. Explain the architectural features of DSP processors and their computational efficiency.
4. Analyze the performance of DSP algorithms on programmable DSP platforms for specific applications.
5. Select and implement DSP processors for real-time applications, including memory and peripheral interfacing.

**UNIT-I**

**Introduction to Digital Signal Processing:** Introduction, a Digital signal-processing system, the sampling process, Discrete time sequences. Discrete Fourier Transform (DFT) and Fast Fourier Transform (FFT), linear time-invariant systems, Digital filters, Decimation and interpolation, Analysis and Design tool for DSP Systems MATLAB, DSP using MATLAB.

**Computational Accuracy in DSP Implementations:** Number formats for signals and coefficients in DSP systems, Dynamic Range and Precision, Sources of error in DSP implementations, A/D Conversion errors, DSP Computational errors, D/A Conversion Errors, Compensating filter.

**UNIT-II**

**Architectures for Programmable DSP Devices:** Basic Architectural features, DSP Computational Building Blocks, Bus Architecture and Memory, Data Addressing Capabilities,

Address Generation Unit, Programmability and Program Execution, Speed Issues, Features for External interfacing.

**Execution Control and Pipelining:** Hardware looping, Interrupts, Stacks, Relative Branch support, Pipelining and Performance, Pipeline Depth, Interlocking, Branching effects, Interrupt effects, Pipeline Programming models.

### UNIT-III

**Programmable Digital Signal Processors:** Commercial Digital signal-processing Devices, Data Addressing modes of TMS320C54XX DSPs, Data Addressing modes of TMS320C54XX Processors, Memory space of TMS320C54XX Processors, Program Control, TMS320C54XX instructions and Programming, On- Chip Peripherals, Interrupts of TMS320C54XX processors, Pipeline Operation of TMS320C54XX Processors.

### UNIT-IV

**Implementations of Basic DSP Algorithms:** The Q-notation, FIR Filters, IIR Filters, Interpolation Filters, Decimation Filters, PID Controller, Adaptive Filters, 2-D Signal Processing.

**Implementation of FFT Algorithms:** An FFT Algorithm for DFT Computation, A Butterfly Computation, Overflow and scaling, Bit-Reversed index generation, An 8-Point FFT implementation on the TMS320C54XX, Computation of the signal spectrum.

### UNIT-V

**Interfacing Memory and I/O Peripherals to Programmable DSP Devices:** Memory space organization, External bus interfacing signals, Memory interface, Parallel I/O interface, Programmed I/O, Interrupts and I/O, Direct memory access (DMA). A Multichannel buffered serial port (McBSP), McBSP Programming, a CODEC interface circuit, CODEC programming, A CODEC-DSP interface example.

### TEXT BOOKS:

1. Avtar Singh and S. Srinivasan, —Digital Signal Processing Implementation, 1<sup>st</sup> Edition, Cengage Learning, 2004.
2. Lapsley et al. S. Chand and Co, —DSP Processor Fundamentals, Architectures & Features, 2000.

### REFERENCES:

1. B. Venkata Ramani and M. Bhaskar, —Digital Signal Processors, Architecture, Programming and Applications, TMH, 2004.
2. Jonatham Stein, —Digital Signal Processing: A Computer Science Perspective, John Wiley, 2000.

25AEC4702Tc	<b><u>CELLULAR &amp; MOBILE COMMUNICATIONS</u></b>	<b>L</b>	<b>T</b>	<b>P</b>	<b>C</b>
	<b>Professional Electives</b>	3	0	0	3

**Course Objectives:**

1. To explain the basic cellular system and its working.
2. To understand the impact of multipath fading channels and techniques to mitigate fading effects in cellular communication.
3. To explore frequency management, channel assignment strategies, and different types of handoffs in cellular networks.
4. To analyze the performance of mobile antennas, interference issues, and cellular system design principles.
5. To evaluate system performance metrics such as dropped call rates, handoff strategies, and spectrum efficiency.

**Course Outcomes:**

**After completing the course, the student will be able to,**

1. Understand the basic cellular system and its working.
2. Explain the impairments caused by multipath fading and methods to mitigate fading effects in mobile communication.
3. Apply concepts of cellular communication to solve problems related to mobile antennas and system design.
4. Analyze co-channel and non-co-channel interferences, different types of handoffs, and dropped call rates.
5. Evaluate the performance of cellular systems, including signal reception, handoff efficiency, and spectrum utilization.

**UNIT I**

**Cellular Mobile Radio Systems:** Introduction to Cellular Mobile system, basic cellular system, performance criteria, uniqueness of mobile radio environment, operation of cellular systems, Hexagonal shaped cells, Analog and Digital Cellular systems.

**UNIT II**

**Elements of Cellular Radio System Design:** General description of the problem, concept of frequency channels, Co-channel Interference Reduction Factor, desired C/I from a normal case in a Omni directional Antenna system, Cell splitting, consideration of the components of cellular system.

**Interference:** Introduction to Co-channel interference, real time co-channel interference, Co-channel measurement, design of Antenna system, Antenna parameters and their effects, diversity receiver, non-co-channel interference-different types.

### UNIT III

**Cell Coverage for Signal and Traffic:** Signal reflections in flat and hilly terrain, effect of human made structures, phase difference between direct and reflected paths, constant standard deviation, straight line path loss slope, general formula for mobile propagation over water and flat open area, near and long-distance propagation antenna height gain, form of a point-to-point model.

### UNIT IV

**Cell Site and Mobile Antennas:** Sum and difference patterns and their synthesis, Omni directional antennas, directional antennas for interference reduction, space diversity antennas, umbrella pattern antennas, minimum separation of cell site antennas, high gain antennas.

**Frequency Management and Channel Assignment:** Numbering and grouping, setup access and paging channels channel assignments to cell sites and mobile units, channel sharing and borrowing, sectorization, overlaid cells, non fixed channel assignment.

### UNIT V

**Handoff:** Handoff, dropped calls and cell splitting, types of handoffs, handoff invitation, delaying handoff, forced handoff, mobile assigned handoff. Intersystem handoff, cell splitting, micro cells, vehicle locating methods, dropped call rates and their evaluation.

**System Evaluations:** Performance evaluation, Signal evaluation, Measurement of average received level and level crossings, Spectrum efficiency evaluation.

### TEXT BOOKS:

1. W.C. Y. Lee, —Mobile cellular telecommunications, Tata Mc-Graw Hill, 2<sup>nd</sup> Edition, 2006.
2. Theodore. S. Rapport, —Wireless communications, Pearson Education, 2<sup>nd</sup>Edn., 2002.

### REFERENCES:

1. Gordon L. Stuber, —Principles of Mobile communications, Springer International 2<sup>nd</sup> Edition, 2007.
2. Lee , —Wireless and Mobile Communications, Mc Graw Hills, 3<sup>rd</sup> Edition, 2006.
3. Jon W.Mark and WeihuaZhqung, —Wireless communications and Networking, PHI, 2005.
4. R.Blake, —Wireless communication Technology, Thompson Asia Pvt.Ltd., 2004.

**IVB.Tech I Semester (E.C.E)**

25AEC4703Ta	<b><u>LOW POWER VLSI DESIGN</u></b>	<b>L</b>	<b>T</b>	<b>P</b>	<b>C</b>
		3	0	0	3

**Course Objectives:**

1. To understand the need for low-power circuit design and analyze different power dissipation mechanisms in VLSI circuits.
2. To explore various low-power design approaches at the system, circuit, and mask levels.
3. To study low-power adder architectures and their role in power-efficient computing.
4. To examine different low-power multiplier architectures and their impact on digital design.
5. To gain knowledge of low-power memory technologies and their future developments.

**Course Outcomes:****After completing the course, the student will be able to,**

1. Understand the need for low-power circuit design and analyze different power dissipation mechanisms in VLSI circuits.
2. Learn various low-power design approaches at the system, circuit, and mask levels.
3. Gain knowledge on low-power adder architectures and their role in power-efficient computing.
4. Examine different low-power multiplier architectures and their impact on digital design.
5. Grasp knowledge of low-power memory technologies and their future developments.

**UNIT I**

Fundamentals: Need for Low Power Circuit Design, Sources of Power Dissipation – Static and Dynamic Power Dissipation, Short Circuit Power Dissipation, Glitching Power Dissipation, Short Channel Effects – Drain Induced Barrier Lowering and Punch Through, Surface Scattering, Velocity Saturation, Impact Ionization, Hot Electron Effect.

**UNIT II**

Low-Power Design Approaches: Low-Power Design through Voltage Scaling – VTCMOS circuits, MTCMOS circuits, Architectural Level Approach – Pipelining and Parallel Processing Approaches. Switched Capacitance Minimization Approaches: System Level Measures, Circuit Level Measures, Mask level Measures.

**UNIT III**

Low-Voltage Low-Power Adders: Introduction, Standard Adder Cells, CMOS Adder's Architectures – Ripple Carry Adders, Carry Look Ahead Adders, Carry Select Adders, Carry

Save Adders, Low-Voltage Low-Power Design Techniques – Trends of Technology and Power Supply Voltage, Low-Voltage Low-Power Logic Styles.

#### **UNIT IV**

Low-Voltage Low-Power Multipliers: Introduction, Overview of Multiplication, Types of Multiplier Architectures, Braun Multiplier, Baugh Wooley Multiplier, Booth Multiplier, Introduction to Wallace Tree Multiplier.

#### **UNIT V**

Low-Voltage Low-Power Memories: Basics of ROM, Low-Power ROM Technology, Future Trend and Development of ROMs, Basics of SRAM, Memory Cell, Precharge and Equalization Circuit, Low-Power SRAM Technologies, Basics of DRAM, Self-Refresh Circuit, Future Trend and Development of DRAM.

#### **Textbooks:**

1. CMOS Digital Integrated Circuits – Analysis and Design – Sung-Mo Kang, Yusuf Leblebici, TMH, 2011.
2. Low-Voltage, Low-Power VLSI Subsystems – Kiat-Seng Yeo, Kaushik Roy, TMH Professional Engineering.

#### **References:**

1. Introduction to VLSI Systems: A Logic, Circuit and System Perspective – Ming-BO Lin, CRC Press, 2011.
2. Low Power CMOS Design – AnanthaChandrakasan, IEEE Press/Wiley International, 1998.
3. Low Power CMOS VLSI Circuit Design – Kaushik Roy, Sharat C. Prasad, John Wiley & Sons, 2000.

**IVB.Tech I Semester (E.C.E)**

25AEC4703Tb	<b><u>WIRELESS SENSOR NETWORKS</u></b>	<b>L</b>	<b>T</b>	<b>P</b>	<b>C</b>
		3	0	0	3

**Course Objectives:**

1. To introduce the fundamental concepts and architecture of wireless sensor networks.
2. To explore various network architectures, optimization techniques, and design principles for wireless sensor networks.
3. To study MAC protocols, routing techniques, and addressing mechanisms for efficient sensor network communication.
4. To understand the infrastructure establishment of sensor networks, including topology control and synchronization.
5. To provide knowledge on sensor network platforms, programming challenges, and simulation tools.

**Course Outcomes:**

**After completing the course, the student will be able to,**

1. Learn the fundamental concepts and architecture of wireless sensor networks.
2. Explore various network architectures, optimization techniques, and design principles for wireless sensor networks.
3. Gain knowledge of MAC protocols, routing techniques, and addressing mechanisms for efficient sensor network communication.
4. Understand the infrastructure establishment of sensor networks, including topology control and synchronization.
5. Grasp the knowledge on sensor network platforms, programming challenges, and simulation tools.

**UNIT I**

**Overview of Wireless Sensor Networks:** Single-Node Architecture - Hardware Components- Network Characteristics- unique constraints and challenges, Enabling Technologies for Wireless Sensor Networks- Types of wireless sensor networks.

**UNIT II**

**Architectures:** Network Architecture- Sensor Networks-Scenarios- Design Principle, Physical Layer and Transceiver Design Considerations, Optimization Goals and Figures of Merit, Gateway Concepts.

### **UNIT III**

**Networking Sensors:** MAC Protocols for Wireless Sensor Networks, Low Duty Cycle Protocols and Wakeup Concepts - SMAC, - B-MAC Protocol, IEEE 802.15.4 standard and ZigBee, the Mediation Device Protocol, Wakeup Radio Concepts, Address and Name Management, Assignment of MAC Addresses, Routing Protocols Energy-Efficient Routing, Geographic Routing.

### **UNIT IV**

**Infrastructure Establishment:** Topology Control, Clustering, Time Synchronization, Localization and Positioning, Sensor Tasking and Control.

### **UNIT V**

**Sensor Network Platforms and Tools :** Sensor Node Hardware – Berkeley Motes, Programming Challenges, Node-level software platforms, Node level Simulators, State-centric programming.

#### **Textbooks:**

1. Holger Karl & Andreas Willig, "Protocols and Architectures for Wireless Sensor Networks", John Wiley, 2005.
2. Feng Zhao & Leonidas J. Guibas, —"Wireless Sensor Networks-An Information Processing Approach", Elsevier, 2007

#### **Reference Books:**

1. Waltenege Dargie , Christian Poellabauer, —"Fundamentals Of Wireless Sensor Networks Theory And Practice", By John Wiley & Sons Publications, 2011
2. Kazem Sohraby, Daniel Minoli, & Taieb Znati, —"Wireless Sensor Networks-Technology, Protocols, and Applications", John Wiley, 2007.
3. Anna Hac, —"Wireless Sensor Network Designs", John Wiley, 2003

**IVB.Tech I Semester (E.C.E)**

25AEC4703Tc	<b><u>5G COMMUNICATIONS</u></b>	<b>L</b>	<b>T</b>	<b>P</b>	<b>C</b>
		3	0	0	3

**Course Objectives:**

1. To introduce the fundamental concepts of 5G spectrum, radio access technologies, and system requirements.
2. To understand the architecture and physical layer aspects of 5G networks, including MIMO and beamforming.
3. To explore advanced 5G radio-access technologies and their role in multi-user communication.
4. To study network slicing, SDN, NFV, and their applications in vehicular communications.
5. To analyze mobility management, interference control, and dynamic network reconfiguration in 5G.

**Course Outcomes:**

**After completing the course, the student will be able to,**

1. Understand the 5G radio spectrum and channel models, including spectrum sharing and propagation challenges.
2. Analyze the 5G network architecture, including the core network, RAN, and physical layer procedures.
3. Evaluate different 5G radio-access technologies, including new waveforms and non-orthogonal multiple access schemes.
4. Apply network slicing concepts and vehicular communication techniques for efficient 5G network deployment.
5. Develop strategies for mobility and handoff management to optimize network performance and minimize interference.

**UNIT I**

**5G Radio Spectrum:** 5G spectrum landscape and requirements, Spectrum access modes and sharing scenarios, 5G spectrum technologies.

**5G Channel Model:** The 5G wireless Propagation Channels: Channel modeling requirements, propagation scenarios and challenges in the 5G modeling.

**5G Use Cases and System Concept:** Use cases and requirements, 5G system concept.

## **UNIT II**

**Radio Interface Architecture:** 5G architecture options, core network architecture, RAN architecture. 5G PHYSICAL LAYER: Physical channels and signals, 5G frame structure, physical layer procedures (MIMO, Power control, link adaptation, beam forming).

## **UNIT III**

**5G Radio-Access Technologies:** Access design principles for multi-user communications, multi-carrier with filtering: a new waveform, non-orthogonal schemes for efficient multiple access

## **UNIT IV**

**Introduction to 5G Network Slicing:** Network Slicing, E2E Slicing, SDN and NFV Slicing

**Vehicular Communications:** From V2V to AV2X, key standards, VC architectures, V2X Use cases

## **UNIT V**

**Mobility and Handoff Management in 5G:** Network deployment types, Interference management in 5G, Mobility management in 5G, Dynamic network reconfiguration in 5G.

### **Textbooks:**

1. Afif Osseiran, Jose F Monserrat, Patrick Marsch, —5G Mobile and Wireless Communications Technology, Cambridge University Press, 2016
2. Saad Z. Asif, —5G Mobile Communications Concepts and Technologies, CRC Press, Taylor & Francis Group, First Edition, 2018
3. Harri Holma, Antti Toskala, Takehiro Nakamura, —5G Technology 3GPP NEW RADIO, John Wiley & Sons First Edition, 2020

### **References:**

1. Gordon L. Stuber, —Principles of Mobile Communication, KLUWER ACADEMIC PUBLISHERS, 2nd Edition, 2002
2. Joseph C. Liberti, Theodore S. Rappaport, —Smart Antennas for Wireless Communications, Prentice Hall PTR, 1999
3. Ying Zhang, —Network Function Virtualization Concepts and Applicability in 5G Networks, John Wiley & Sons, 2018.

**IVB.Tech I Semester (E.C.E)**

25AEC4705Sa	<b><u>RF SYSTEM DESIGN TOOLS</u></b>	<b>L</b>	<b>T</b>	<b>P</b>	<b>C</b>
		0	1	2	2

**Course Objectives:**

1. To introduce RF design software and tools for designing and simulating RF systems.
2. To understand impedance matching techniques and the role of scattering parameters in RF circuit design.
3. To explore the design of RF power amplifiers, filters, oscillators, mixers, and voltage-controlled oscillators (VCOs).
4. To analyze microstrip transmission lines, their discontinuities, and their applications in RF systems.
5. To study the design, simulation, and measurement of antennas and microwave integrated circuits.

**Course Outcomes:**

**After completing the course, the student will be able to,**

1. Utilize RF design software and tools to simulate and analyze RF circuits and components.
2. Design and implement impedance matching networks such as L-match, Pi-match, and T-match circuits.
3. Develop and evaluate RF amplifiers, filters, oscillators, and mixers for high-frequency applications.
4. Analyze microstrip transmission lines and measure their characteristics using S-parameters and Smith charts.
5. Design and simulate various types of antennas, including microstrip patch antennas, Yagi-Uda antennas, and horn antennas.

**Basic Concepts in RF Design:** Introduce any RF design software and orient students with the tools of the laboratory. Practice the tool to use it for significant design. Introduction to RF Design, Time Variance and Nonlinearity, Effects of nonlinearity, Passive impedance transformation, Scattering parameters, impedance matching, L match, Pi match, T match, Passive IC Components-Resistors, capacitors Inductors, Schottky Diode, RF Switch.

**RF Power Amplifiers and Filters:** RF Power amplifier design examples, Gain equalizers, Voltage controlled oscillators, Phase locked loops, Linearized PLL models, PLL design examples, High frequency oscillators, Loop filters, lumped filter. LPF, HPF and BPF.

**LNA, VCO and Mixers:** General considerations, Problem of input matching, Low Noise Amplifiers design in various topologies, Gain Switching, Band Switching, Voltage Controlled

Oscillators, Mixers-General considerations, Passive down conversion mixers, Active down conversion mixers, Up conversion mixers.

**Microstrip transmission lines and discontinuities:** S parameters of a Microstrip Transmission Line, Smith Chart, Analysis of Microstrip Transmission Line standing wave patterns at various frequencies, Different types of Transmission lines like CPW, Microstrip and Co-axial cable. Different types of Microstrip discontinuities like Bend, T, Via, Gap etc., Microstrip Ring Resonator.

**Antennas and Microwave Integrated Circuits:** Radiation Pattern, Gain, S Parameters, Return loss and VSWR. Design considerations of Microstrip Patch Antenna and Microstrip Array, Yagi Uda Antenna and Horn Antenna. Hybrid Microwave Integrated Circuits, Monolithic Microwave Integrated Circuits, Microwave Integrated Circuits: MMIC Amplifier.

**Any twelve experiments are to be done:**

1. Design and simulate Impedance matching circuits like L-Matching, Pi Matching and T-Matching.
2. Design and Simulate a Schottky Diode and RF Switch.
3. Design and simulate a RF BJT Amplifier and LNA.
4. Design and simulate a Power Amplifier and Gain Equalizer.
5. Analyse and measure the gain of a Power Amplifier and equalise its gain using an Equalizer.
6. Design and simulate a High Frequency Oscillator and Lumped Filter.
7. Measurement of insertion loss, -3dB Cut of frequency of LPF,HPF and BPF.
8. Design and Simulate a VCO and RF Mixer.
9. Measure the S parameters of a Micro strip Transmission Line and plot the normalised impedance on a smith chart
10. Analysis of Microstrip Transmission Line standing wave pattern at various frequencies.
11. Study of different types of Transmission lines like CPW, Microstrip and Co-axial and find/measure its Insertion Loss ( S<sub>21</sub> and S<sub>12</sub> )
12. Study of different types of Microstrip discontinuities like Bend, T, Via , Gap etc and find/measure its Insertion loss.
13. Determine the Bandwidth and Quality Factor of a Microstrip Ring Resonator.
14. Design and simulate the Radiation Pattern,gain, S<sub>11</sub>and VSWRof a Microstrip Patch Antenna and Microstrip Array.
15. Design and simulate the Radiation Pattern, gain, S<sub>11</sub>and VSWR of a Yagi Uda Antenna and Horn Antenna.
16. Design and Simulate a MMIC Amplifier.

**Equipment Required**

1. RF Circuit Design and Simulation Software
2. RF Training System
3. Antenna Measurement System with Antenna Design Software.

**IVB.Tech I Semester (E.C.E)**

25AEC4705Sb	<b>INDUSTRIAL IOT AND AUTOMATION (SKILL COURSE)</b>	<b>L</b>	<b>T</b>	<b>P</b>	<b>C</b>
		0	1	2	2

**Course Objectives:**

1. To introduce the fundamentals of Industrial IoT (IIoT), its architecture, and its differences from traditional IoT.
2. To understand the components of IIoT, including sensors, actuators, and control systems, and their integration with embedded platforms.
3. To explore communication technologies such as ZigBee, Bluetooth, NFC, RFID, and MQTT for IIoT applications.
4. To study data visualization techniques, dashboard creation, and web-based connectivity for IIoT systems.
5. To learn data retrieval techniques, machine-to-machine (M2M) communication, and cloud integration for IIoT applications.
6. To implement automation using PLCs, SCADA, and real-time control systems for industrial applications.

**Course Outcomes:**

**After completing the course, the student will be able to,**

1. Explain the fundamental concepts of IIoT, its architecture, and the challenges associated with industrial automation.
2. Demonstrate the integration of sensors and actuators with Raspberry Pi/NodeMCU for real-time monitoring and control.
3. Implement communication protocols such as MQTT, ZigBee, and Bluetooth to enable seamless IIoT connectivity.
4. Develop web-based dashboards for real-time visualization and remote monitoring of IIoT devices.
5. Retrieve, analyze, and transmit industrial data using web-based interactions and M2M communication.
6. Implement PLC-based automation, ladder logic programming, and SCADA for supervisory control in industrial environments.

**(All the modules need to be conducted and minimum one project to be done)**

**MODULE 1: Introduction & Architecture**

What is IIoT and connected world? The difference between IoT and IIoT, Architecture of IIoT, IOT node, Challenges of IIOT. Practice

1. Introduction to Arduino, Introduction to raspberry Pi.

<https://www.youtube.com/watch?v=AQdLQV6vhbk>

**MODULE 2: IIOT Components**

Fundamentals of Control System, introductions, components, closed loop & open loop system.

Introduction to Sensors (Description and Working principle): What is sensor? Types of sensors, working principle of basic Sensors -Ultrasonic Sensor, IR sensor, MQ2, Temperature and Humidity Sensors (DHT-11).Digital switch, Electro Mechanical switches.

Practice

1. Measurement of temperature & pressure values of the process using raspberry pi/node mcu.
2. Modules and Sensors Interfacing (IR sensor, Ultrasonic sensors, Soil moisture sensor) using Raspberry pi/node mcu.
3. Modules and Actuators Interfacing (Relay, Motor, Buzzer) using Raspberry pi/node mcu.

### **MODULE 3: Communication Technologies of IIoT**

Communication Protocols: IEEE 802.15.4, ZigBee, Bluetooth, BLE, NFC, RFID Industry standards communication technology (MQTT), wireless network communication.

Practice

1. Demonstration of MQTT communication.

### **MODULE 4: Visualization and Data Types of IIoT**

Connecting an Arduino/Raspberry pi to the Web: Introduction, setting up the Arduino/Raspberry pi development environment, Options for Internet connectivity with Arduino, Configuring your Arduino/Raspberry pi board for the IoT.

Practice

1. Visualization of diverse sensor data using dashboard (part of IoT's \_\_control panel')
2. Sending alert message to the user. ways to control and interact with your environment)

### **MODULE 5: Retrieving Data**

Extraction from Web: Grabbing the content from a web page, Sending data on the web, Troubleshooting basic Arduino issues, Types of IoT interaction, Machine to Machine interaction (M2M).

Practice

1. Device control using mobile Apps or through Web pages.
2. Machine to Machine communication.

### **MODULE 6: Control & Supervisory Level of Automation**

Programmable logic controller (PLC), Real-time control system, Supervisory Control & Data Acquisition (SCADA).

Practice

1. Digital logic gates programming using ladder diagram.
2. Implementation of Boolean expression using ladder diagram.
3. Simulation of PLC to understand the process control concept.

**Projects:**

IIoT based smart energy meter

Smart Agriculture system

Automation using controller via Bluetooth

Temperature controlled Fan/cooler using controller

Automatic streetlight

Smart Baggage Tracker

**Textbooks**

1. The Internet of Things in the Industrial Sector, Mahmood, Zaigham (Ed.) (Springer Publication)
2. Industrial Internet of Things: Cybermanufacturing System, Sabina Jeschke, Christian Brecher, Houbing Song, Danda B. Rawat (Springer Publication)
3. Industrial IoT Challenges, Design Principles, Applications, and Security by Ismail Butun (editor)

## IV B.Tech I Semester (E.C.E)

25AHS0702M	<b>Gender Sensitization (Common to All Branches of Engineering)</b>	<b>L</b>	<b>T</b>	<b>P</b>	<b>C</b>
		0	1	2	2

## Course Objectives:

- To enable students to understand the gender related issues, vulnerability of women and men
- To familiarize them about constitutional safeguard for gender equality
- To expose the students to debates on the politics and economics of work
- To help students reflect critically on gender violence
- To make them understand that gender identities and gender relations are part of culture as they shape the way daily life is lived in the family as well as wider community and the workplace.

## Course Outcomes (CO):

COs	Statements	Blooms level
CO1	Understand the basic concepts of gender and its related terminology	L1, L2,
CO2	Identify the biological, sociological, psychological and legal aspects of gender.	L1, L2
CO3	Use the knowledge in understanding how gender discrimination works in our society and how to counter it.	L3
CO4	Analyzethe gendered division of labour and its relation to politics and economics.	L4
CO5	Appraise how gender-role beliefs and sharing behaviour are associated with more well-being in all culture and gender groups	L5
CO6	Develop students' sensibility with regard to issues of gender in contemporary India	L3

### **Unit-1 UNDERSTANDING GENDER**

Introduction: Definition of Gender-Basic Gender Concepts and Terminology-Exploring Attitudes towards Gender-Construction of Gender-Socialization: Making Women, Making Men - Preparing for Womanhood. Growing up Male. First lessons in Caste.

### **Unit-2 GENDER ROLES AND RELATIONS**

Two or Many? -Struggles with Discrimination-Gender Roles and Relations-Types of Gender Roles- Gender Roles and Relationships Matrix-Missing Women-Sex Selection and its Consequences- Declining Sex Ratio- Demographic Consequences-Gender Spectrum -

### **Unit-3 GENDER AND LABOUR**

Division and Valuation of Labour-Housework: The Invisible Labor- —My Mother doesn't Work. —Share the Load. —Work: Its Politics and Economics -Fact and Fiction- Unrecognized and Unaccounted work -Gender Development Issues-Gender, Governance and Sustainable Development-Gender and Human Rights-Gender and Mainstreaming

### **Unit-4 GENDER-BASED VIOLENCE**

The Concept of Violence- Types of Gender-based Violence-Gender-based Violence from a Human Rights Perspective-Sexual Harassment - Domestic Violence - Different forms of violence against women - Causes of violence, impact of violence against women - Consequences of gender-based violence

### **Unit-5 GENDER AND CULTURE**

Gender and Film-Gender and Electronic Media-Gender and Advertisement-Gender and Popular Literature- Gender Development Issues-Gender Issues-Gender Sensitive Language- Just Relationships

#### **Prescribed Books**

1. A.Suneetha, Uma Bhrugubanda, et al. *Towards a World of Equals: A Bilingual Textbook on Gender*, Telugu Akademi, Telangana, 2015.
2. Butler, Judith. *Gender Trouble: Feminism and the Subversion of Identity*. UK Paperback Edn. March 1990

#### **Reference Books**

1. Wtatt, Robin and Massood, Nazia, *Broken Mirrors: The dowry Problems in India*, London : Sage Publications, 2011
2. Datt, R. and Kornberg, J.(eds), *Women in Developing Countries, Assessing Strategies for Empowerment*, London: Lynne Rienner Publishers, 2002
3. Brush, Lisa D., *Gender and Governance*, New Delhi, Rawat Publication, 2007
4. Singh, Direeti, *Women and Politics World Wide*, New Delhi, Axis Publications, 2010
5. Raj Pal Singh, Anupama Sihag, *Gender Sensitization: Issues and Challenges* (English, Hardcover), Raj Publications, 2019

6. A.Revathy& Murali, Nandini, *A Life in Trans Activism*(Lakshmi Narayan Tripathi). The University of Chicago Press, 2016

**Online Resources:**

1. Understanding Gender

chrome-

extension://kdpelmjpfafjppnhbloffcjpeomlnpah/https://www.arvindguptatoys.com/arvindgupta/k  
amla-gender1.pdf

[https://onlinecourses.swyam2.ac.in/nou24\\_hs53/preview](https://onlinecourses.swyam2.ac.in/nou24_hs53/preview)

2. Gender Roles and Relations

<https://www.plannedparenthood.org/learn/gender-identity/sex-gender-identity/what-are-gender-roles-and-stereotypes>

<https://www.verywellmind.com/understanding-gender-roles-and-their-effect-on-our-relationships-7499408>

[https://onlinecourses.swyam2.ac.in/cec23\\_hs29/preview](https://onlinecourses.swyam2.ac.in/cec23_hs29/preview)

3. Gender and Labour

<https://www.economicsobservatory.com/what-explains-the-gender-division-of-labour-and-how-can-it-be-redressed>

[https://onlinecourses.nptel.ac.in/noc23\\_mg67/preview](https://onlinecourses.nptel.ac.in/noc23_mg67/preview)

4. GENDER-BASED VIOLENCE

[https://eige.europa.eu/gender-based-violence/what-is-gender-based-violence?language\\_content\\_entity=en](https://eige.europa.eu/gender-based-violence/what-is-gender-based-violence?language_content_entity=en)

<https://www.worldbank.org/en/topic/socialsustainability/brief/violence-against-women-and-girls>

[https://onlinecourses.swyam2.ac.in/nou25\\_ge38/preview](https://onlinecourses.swyam2.ac.in/nou25_ge38/preview)

5. GENDER AND CULTURE

<https://gender.study/psychology-of-gender/culture-impact-gender-roles-identities/>

<https://sociology.iresearchnet.com/sociology-of-culture/gender-and-culture/>

<https://archive.nptel.ac.in/courses/109/106/109106136/>

Abdulali Sohaila. —I Fought For My Life...and Won. | Available online  
(at: <http://www.thealternative.in/lifestyle/i-fought-for-my-lifeand-won-sohaila-abdul/>)

# OPEN ELECTIVES

**III B.Tech I Semester**

Course Code	<b>GREEN BUILDINGS (OPEN ELECTIVE - I)</b>									L	T	P	C	
25ACE1505Ta										3	0	0	3	
<b>Course Objectives :</b> <b>The objectives of this course are to make the student:</b>														
<ol style="list-style-type: none"> <li><b>To understand</b> the fundamental concepts of green buildings, their necessity, and sustainable features.</li> <li><b>To analyze</b> green building concepts, rating systems, and their benefits in India.</li> <li><b>To apply</b> green building design principles, energy efficiency measures, and renewable energy sources.</li> <li><b>To evaluate</b> air conditioning systems, HVAC designs, and energy modeling for sustainable buildings.</li> <li><b>To assess</b> material conservation strategies, waste management, and indoor environmental quality in green buildings.</li> </ol>														
<b>Course Outcomes (COs)</b> <b>Upon successful completion of the course, students will be able to:</b>														
<ol style="list-style-type: none"> <li><b>Understand</b> the importance of green buildings, their necessity, and sustainable features.</li> <li><b>Analyze</b> various green building practices, rating systems, and their impact on environmental sustainability.</li> <li><b>Apply</b> principles of green building design to enhance energy efficiency and incorporate renewable energy sources.</li> <li><b>Evaluate</b> HVAC systems, energy-efficient air conditioning techniques, and their role in sustainable building design.</li> <li><b>Assess</b> material conservation techniques, waste reduction strategies, and indoor air quality management in green buildings.</li> </ol>														
<b>CO - PO Articulation Matrix</b>														
Course Outcomes	PO 1	PO 2	PO 3	PO 4	PO 5	PO 6	PO 7	PO 8	PO 9	PO 10	PO 11	PO 12	PSO 1	PSO 2
CO -1	3	-	-	-	-	2	3	-	-	-	-	-	3	3
CO -2	-	3	-	-	2	-	3	-	-	-	-	2	3	3
CO -3	-	-	3	3	3	-	3	-	-	-	-	-	3	3
CO -4	-	-	3	3	3	-	3	-	-	-	-	-	3	3
CO -5	-	-	-	-	-	3	3	3	2	-	-	-	-	3
<b>UNIT – I</b>														
Introduction to Green Building– Necessity of Green Buildings, Benefits of Green Buildings, Green Building Materials and Equipment in India, Key Requisites for Constructing A Green Building, Important Sustainable Features for Green Buildings.														
<b>UNIT – II</b>														
Green Building Concepts and Practices– Indian Green Building Council, Green Building Movement in India, Benefits Experienced in Green Buildings, Launch of Green Building Rating Systems, Residential Sector, Market Transformation; Green Building Opportunities and Benefits: Opportunities of Green Buildings, Green Building Features, Material and Resources, Water Efficiency, Optimum Energy Efficiency, Typical Energy-Saving Approaches in Buildings, LEED India Rating System, and Energy Efficiency.														

<b>UNIT – III</b>		
Green Building Design– Introduction, Reduction in Energy Demand, Onsite Sources and Sinks, Maximizing System Efficiency, Steps to Reduce Energy Demand and Use Onsite Sources and Sinks, Use of Renewable Energy Sources, Eco-Friendly Captive Power Generation for Factories, Building Requirements.		
<b>UNIT – IV</b>		
Air Conditioning– Introduction, CII Godrej Green Business Centre, Design Philosophy, Design Interventions, Energy Modeling, HVAC System Design, Chiller Selection, Pump Selection, Selection of Cooling towers, Selection of Air Handling Units, Pre-Cooling of Fresh Air, Interior Lighting Systems, Key Features of The Building, Eco-Friendly Captive Power Generation for Factories, Building Requirements.		
<b>UNIT – V</b>		
Material Conservation– Handling of Non-Process Waste, Waste Reduction During Construction, Materials With Recycled Content, Local Materials, Material Reuse, Certified Wood, Rapidly Renewable Building Materials and Furniture. Indoor Environment Quality and Occupational Health– Air Conditioning, Indoor Air Quality, Sick Building Syndrome, tobacco Smoke.		
<b>TEXT BOOKS:</b>		
<ol style="list-style-type: none"> <li>1. Handbook on Green Practices published by Indian Society of Heating Refrigerating and Air conditioning Engineers, 2009.</li> <li>2. Green Building Hand Book by tom woolley and Sam kimings, 2009.</li> </ol>		
<b>REFRENCE BOOKS:</b>		
<ol style="list-style-type: none"> <li>1. Complete Guide to Green Buildings by Trish riley</li> <li>2. Standard for the design for High Performance Green Buildings by Kent Peterson, 2009</li> <li>3. Energy Conservation Building Code –ECBC-2020, published by BEE</li> </ol>		
<b>Online Learning Resources:</b>		
<a href="https://archive.nptel.ac.in/courses/105/102/105102195/">https://archive.nptel.ac.in/courses/105/102/105102195/</a>		

**III B.Tech – I Semester**

Course Code	<b>CONSTRUCTION TECHNOLOGY AND MANAGEMENT (OPEN ELECTIVE – I)</b>	L	T	P	C
25ACE1505Tb		3	0	0	3

**Course Objectives:****The objectives of this course are to make the student :**

1. To understand project management fundamentals, organizational structures, and leadership principles in construction.
2. To analyze manpower planning, equipment management, and cost estimation in civil engineering projects.
3. To apply planning, scheduling, and project management techniques such as CPM and PERT.
4. To evaluate various contract types, contract formation, and legal aspects in construction management.
5. To assess safety management practices, accident prevention strategies, and quality management systems in construction.

**Course Outcomes (COs):****Upon successful completion of the course, students will be able to:**

1. Understand (Cos) project management fundamentals, organizational structures, and leadership principles in construction.
2. Analyze manpower planning, equipment management, and cost estimation in civil engineering projects.
3. Apply planning, scheduling, and project management techniques such as CPM and PERT.
4. Evaluate various contract types, contract formation, and legal aspects in construction management.
5. Assess safety management practices, accident prevention strategies, and quality management systems in construction.

**CO – PO Articulation Matrix**

Course Outcomes	PO 1	PO 2	PO 3	PO 4	PO 5	PO 6	PO 7	PO 8	PO 9	PO 10	PO 11	PO 12	PSO 1	PSO 2
CO -1	3	-	-	-	-	2	-	2	2	-	-	-	3	3
CO -2	-	3	-	-	2	-	-	-	-	-	-	2	3	3
CO -3	-	-	3	3	3	-	-	-	-	2	-	-	3	3
CO -4	-	-	3	3	3	-	-	2	-	-	-	-	3	3
CO -5	-	-	-	-	-	3	3	3	2	-	-	-	-	3

**UNIT – I**

Introduction: Project forms, Management Objectives and Functions; Organizational Chart of A Construction Company; Manager's Duties and Responsibilities; Public Relations; Leadership and Team - Work; Ethics, Morale, Delegation and Accountability.

**UNIT – II**

Man and Machine: Man-Power Planning, Training, Recruitment, Motivation, Welfare Measures and Safety Laws; Machinery for Civil Engineering., Earth Movers and Hauling Costs, Factors Affecting Purchase, Rent, and Lease of Equipment, and Cost Benefit Estimation.

**UNIT – III**

Planning, Scheduling and Project Management: Planning Stages, Construction Schedules and

Project Specification, Monitoring and Evaluation; Bar-Chart, CPM, PERT, Network-formulation and Time Computation.		
<b>UNIT – IV</b>		
Contracts: Types of Contracts, formation of Contract – Contract Conditions – Contract for Labour, Material, Design, Construction – Drafting of Contract Documents Based On IBRD/MORTH Standard Bidding Documents – Construction Contracts – Contract Problems – Arbitration and Legal Requirements Computer Applications in Construction Management: Software for Project Planning, Scheduling and Control.		
<b>UNIT – V</b>		
Safety Management – Implementation and Application of QMS in Safety Programs, ISO 9000 Series, Accident Theories, Cost of Accidents, Problem Areas in Construction Safety, Fall Protection, Incentives, Zero Accident Concepts, Planning for Safety, Occupational Health and Ergonomics.		
<b>TEXT BOOKS:</b>		
<ol style="list-style-type: none"> <li>1. Construction Project Management, SK. Sears, GA. Sears, RH. Clough, John Wiley and Sons, 6th Edition, 2016.</li> <li>2. Construction Project Scheduling and Control by Saleh Mubarak, 4th Edition, 2019</li> <li>3. Pandey, I.M (2021) Financial Management 12th edition. Pearson India Education Services Pvt. Ltd.</li> </ol>		
<b>REFERENCE BOOKS:</b>		
<ol style="list-style-type: none"> <li>1. Brien, J.O. and Plotnick, F.L., CPM in Construction Management, Mcgraw Hill, 2010.</li> <li>2. Punmia, B.C., and Khandelwal, K.K., Project Planning and control with PERT and CPM, Laxmi Publications, 2002.</li> <li>3. Construction Methods and Management: Pearson New International Edition 8 th Edition Stephens Nunnally.</li> <li>4. Rhoden, M and Cato B, Construction Management and Organisational Behaviour, Wiley-Blackwell, 2016.</li> </ol>		
<b>Online Learning Resources:</b>		
<a href="https://archive.nptel.ac.in/courses/105/104/105104161/">https://archive.nptel.ac.in/courses/105/104/105104161/</a> <a href="https://archive.nptel.ac.in/courses/105/103/105103093/">https://archive.nptel.ac.in/courses/105/103/105103093/</a>		

**III B. Tech I Semester**

L	T	P	C
3	0	0	3

**25AEE2505T ELECTRICAL SAFETY PRACTICES AND STANDARDS****(Open Elective-I)****Course Outcomes:****CO1:** Understanding the Fundamentals of Electrical Safety -L2**CO2:** Identifying and Applying Safety Components -L3**CO3:** Analyzing Grounding Practices and Electrical Bonding**CO4:** Applying Safety Practices in Electrical Installations and Environments- L4**CO5:** Evaluating Electrical Safety Standards and Regulatory Compliance -L5**UNIT I Introduction To Electrical Safety:**

Fundamentals of Electrical safety-Electric Shock-physiological effects of electric current-Safety requirements-Hazards of electricity-Arc-Blast-Causes for electrical failure.

**UNIT II Safety Components:**

Introduction to conductors and insulators- voltage classification -safety against over voltages- safety against static electricity-Electrical safety equipment's- Fire extinguishers for electrical safety.

**UNIT III Grounding:**

General requirements for grounding and bonding- Definitions- System grounding- Equipment grounding -The Earth-Earth ing practices-Determining safe approach distance-Determining arch hazard category.

**UNIT IV Safety Practices:**

General first aid-Safety in handling hand held electrical appliance tools-Electrical safety in train stations-swimming pools, external lighting installations, medical locations-Casestudies.

**UNIT V Standards For Electrical Safety:**

Electricity Acts- Rules & regulations- Electrical standards-NFPA 70 E-OSHA standards-IEEE standards-National Electrical Code 2005 – National Electric Safety code NESC- Statutory requirements from electrical inspectorate

**TEXTBOOKS:**

1. Massimo A.G. Mitolo, —Electrical Safety of Low-Voltage Systems, McGraw Hill, USA, 2009.
2. Mohamed El-Sharkawi, —Electric Safety- Practice and Standards, CRC Press, USA, 2014

**REFERENCES:**

1. KennethG.Mastrullo, RayA.Jones,—TheElectricalSafetyProgramBook, Jones andBartlettPublishers,London, 2<sup>nd</sup> Edition, 2011.
2. PalmerHickman,—ElectricalSafety-RelatedWorkPractices, Jones&BartlettPublishers,London,2009.
3. FordhamCooper,W.,—ElectricalSafetyEngineering, ButterworthandCompany,London,1986.
4. JohnCadick,MaryCapelli-Schellpfeffer,DennisK.Neitzel,—ElectricalSafetyHandbook, McGraw-Hill,NewYork,USA, 4<sup>th</sup> edition, 2012.

III B.Tech – I Sem

L T P C

3 0 0 3

25AME3506T

SUSTAINBLE ENERGY TECHNOLOGIES

(Open Elective-I)

<b>Course objectives:</b> The objectives of the course are to	
1	To demonstrate the importance the impact of solar radiation, solar PV modules
2	To understand the principles of storage in PV systems
3	To discuss solar energy storage systems and their applications.
4	To get knowledge in wind energy and bio-mass
5	To gain insights in geothermal energy, ocean energy and fuel cells.

<b>COURSE OUTCOMES</b> On successful completion of this course the student will be able to		
CO1	Illustrate the importance of solar radiation and solar PV modules.	L1, L2
CO2	Discuss the storage methods in PV systems	L2,L3
CO3	Explain the solar energy storage for different applications	L2,L3
CO4	Understand the principles of wind energy, and bio-mass energy.	L2, L3
CO5	Attain knowledge in geothermal energy, ocean energy and fuel cells.	L1, L2,L3, L4

**UNIT – 1**

**SOLAR RADIATION:** Role and potential of new and renewable sources, the solar energy option, Environmental impact of solar power, structure of the sun, the solar constant, sun-earth relationships, coordinate systems and coordinates of the sun, extraterrestrial and terrestrial solar radiation, solar radiation on tilted surface, instruments for measuring solar radiation and sun shine, solar radiation data, numerical problems.

**SOLAR PV MODULES AND PV SYSTEMS:**

PV Module Circuit Design, Module Structure, Packing Density, Interconnections, Mismatch and Temperature Effects, Electrical and Mechanical Insulation, Lifetime of PV Modules, Degradation and Failure, PV Module Parameters, Efficiency of PV Module, Solar PV Systems- Design of Off Grid Solar Power Plant. Installation and Maintenance.

**UNIT – 2****STORAGE IN PV SYSTEMS:**

Battery Operation, Types of Batteries, Battery Parameters, Application and Selection of Batteries for Solar PV System, Battery Maintenance and Measurements, Battery Installation for PV System.

**UNIT – 3**

**SOLAR ENERGY COLLECTION:** Flat plate and concentrating collectors, classification of concentrating collectors, orientation.

**SOLAR ENERGY STORAGE AND APPLICATIONS:** Different methods, sensible, latent heat and stratified storage, solar ponds, solar applications- solar heating/cooling technique, solar distillation and drying, solar cookers, central power tower concept and solar chimney.

#### UNIT – 4

**WIND ENERGY:** Sources and potentials, horizontal and vertical axis windmills, performance characteristics, betz criteria, types of winds, wind data measurement.

**BIO-MASS:** Principles of bio-conversion, anaerobic/aerobic digestion, types of bio-gas digesters, gas yield, utilization for cooking, bio fuels, I.C. engine operation and economic aspects.

#### UNIT – 5

**GEOHERMAL ENERGY:** Origin, Applications, Types of Geothermal Resources, Relative Merits

**OCEAN ENERGY:** Ocean Thermal Energy; Open Cycle & Closed Cycle OTEC Plants, Environmental Impacts, Challenges

**FUEL CELLS:** Introduction, Applications, Classification, Different Types of Fuel Cells Such as Phosphoric Acid Fuel Cell, Alkaline Fuel Cell, PEM Fuel Cell, MC Fuel Cell.

#### Text Books:

1. Solar Energy – Principles of Thermal Collection and Storage/Sukhatme S.P. and J.K.Nayak/TMH
2. Non-Conventional Energy Resources- Khan B.H/ Tata McGraw Hill, New Delhi, 2006

#### References:

1. Principles of Solar Engineering - D.Yogi Goswami, Frank Krieth& John F Kreider / Taylor & Francis
2. Non-Conventional Energy - Ashok V Desai /New Age International (P) Ltd
3. Renewable Energy Technologies -Ramesh & Kumar /Narosa
4. Non-conventional Energy Source- G.D Roy/Standard Publishers

#### Online Learning Resources:

<https://nptel.ac.in/courses/112106318>

<https://youtube.com/playlist?list=PLyqSpQzTE6M-ZgdjYukayF6QevPv7WE-r&si=-mwIa2X-SuSiNy13>

[https://youtube.com/playlist?list=PLyqSpQzTE6M-ZgdjYukayF6QevPv7WE-r&si=Apfjx6oDfz1Rb\\_N3](https://youtube.com/playlist?list=PLyqSpQzTE6M-ZgdjYukayF6QevPv7WE-r&si=Apfjx6oDfz1Rb_N3)

[https://youtu.be/zx04K18y4dE?si=VmOvp\\_OgqisILTAF](https://youtu.be/zx04K18y4dE?si=VmOvp_OgqisILTAF)

**III B.Tech I Sem**

**L – T – P – C  
3 – 0 – 0 – 3**

**23A04505**

**ELECTRONIC CIRCUITS**

**(Open Elective –I)**

**Course Objectives:**

1. To understand semiconductor diodes, their characteristics and applications.
2. To explore the operation, configurations, and biasing of BJTs.
3. To study the operation, analysis, and coupling techniques of BJT amplifiers.
4. To learn the operation, applications and uses of feedback amplifiers and oscillators.
5. To analyze the characteristics, configurations, and applications of operational amplifiers.

**Course Outcomes:**

**At the end of this course, the students will be able to**

1. Understand semiconductor diodes, their characteristics and applications.
2. Explore the operation, configurations, and biasing of BJTs.
3. Gain knowledge about the operation, analysis, and coupling techniques of BJT amplifiers.
4. Learn the operation, applications and uses of feedback amplifiers and oscillators.
5. Analyze the characteristics, configurations, and applications of operational amplifiers.

**UNIT-I**

**Semiconductor Diode and Applications:** Introduction, PN junction diode – structure, operation and VI characteristics, Half-wave, Full-wave and Bridge Rectifiers with and without Filters, Positive and Negative Clipping and Clamping circuits (Qualitative treatment only).

**Special Diodes:** Zener and Avalanche Breakdowns, VI Characteristics of Zener diode, Zener diode as voltage regulator, Construction, operation and VI characteristics of Tunnel Diode, LED, Varactor Diode, Photo Diode .

**UNIT-II**

**Bipolar Junction Transistor (BJT):** Principle of Operation, Common Emitter, Common Base and Common Collector Configurations, Transistor as a switch and Amplifier, Transistor Biasing and Stabilization - Operating point, DC & AC load lines, Biasing - Fixed Bias, Self Bias, Bias Stability, Bias Compensation using Diodes.

**UNIT-III**

**Single stage amplifiers:** Classification of Amplifiers - Distortion in amplifiers, Analysis of CE, CC and CB configurations with simplified hybrid model.

**Multistage amplifiers:** Different Coupling Schemes used in Amplifiers - RC coupled amplifiers, Transformer Coupled Amplifier, Direct Coupled Amplifier; Multistage RC coupled BJT amplifier (Qualitative treatment only).

#### **UNIT-IV**

**Feedback amplifiers:** Concepts of feedback, Classification of feedback amplifiers, Effect of feedback on amplifier characteristics, Voltage Series, Voltage Shunt, Current Series and Current Shunt Feedback Configurations (Qualitative treatment only).

**Oscillators:** Classification of oscillators, Condition for oscillations, RC Phase shift Oscillators, Generalized analysis of LC Oscillators-Hartley and Colpitts Oscillators, Wien Bridge Oscillator.

#### **UNIT-V**

**Op-amp:** Classification of IC'S, basic information of Op-amp, ideal and practical Op-amp, 741 op-amp and its features, modes of operation-inverting, non-inverting, differential.

**Applications of op-amp :** Summing, scaling and averaging amplifiers, Integrator, Differentiator, phase shift oscillator and comparator.

#### **TEXT BOOKS:**

1. Electronics Devices and Circuits, J.Millman and Christos. C. Halkias, 3<sup>rd</sup> edition, Tata McGraw Hill, 2006.
2. Electronics Devices and Circuits Theory, David A. Bell, 5<sup>th</sup> Edition, Oxford University press. 2008.

#### **REFERENCE BOOKS:**

1. Electronics Devices and Circuits Theory, R.L.Boylestad, LouisNashelsky and K.Lal Kishore, 12<sup>th</sup> edition, 2006, Pearson, 2006.
2. Electronic Devices and Circuits, N.Salivahanan, and N.Suresh Kumar, 3<sup>rd</sup> Edition, TMH, 2012
3. Microelectronic Circuits, S.Sedra and K.C.Smith, 5<sup>th</sup> Edition, Oxford University Press.

**III B.Tech I Sem**

25ACS5506Ta	<b>JAVA PROGRAMMING</b> <b>(Open Elective-I)</b>	<b>L</b>	<b>T</b>	<b>P</b>	<b>C</b>
		<b>3</b>	<b>0</b>	<b>0</b>	<b>3</b>

**Course Objectives:** The main objective of the course is to Identify Java language components and how they work together in applications

- Learn the fundamentals of object-oriented programming in Java, including defining classes, invoking methods, using class libraries.
- Learn how to extend Java classes with inheritance and dynamic binding and how to use exception handling in Java applications
- Understand how to design applications with threads in Java
- Understand how to use Java apis for program development

**Course Outcomes:** After completion of the course, students will be able to

**CO1:** Analyze problems, design solutions using OOP principles, and implement them efficiently in Java.

**CO2:** Design and implement classes to model real-world entities, with a focus on attributes, behaviors, and relationships between objects

**CO3:** Demonstrate an understanding of inheritance hierarchies and polymorphic behaviour, including method overriding and dynamic method dispatch.

**CO4:** Apply Competence in handling exceptions and errors to write robust and fault-tolerant code.

**CO5:** Perform file input/output operations, including reading from and writing to files using Java I/O classes, graphical user interface (GUI) programming using JavaFX.

**Unit – I: Object Oriented Programming:** Basic concepts, Principles, Program Structure in Java: Introduction, Writing Simple Java Programs, Elements or Tokens in Java Programs, Java Statements, Command Line Arguments, User Input to Programs, Escape Sequences Comments, Programming Style. Data Types, **Variables, and Operators** :Introduction, Data Types in Java, Declaration of Variables, Data Types, Type Casting, Scope of Variable Identifier, Literal Constants, Symbolic Constants, Formatted Output with printf() Method, Static Variables and Methods, Attribute Final, **Introduction to Operators**, Precedence and Associativity of Operators, Assignment Operator ( = ), Basic Arithmetic Operators, Increment (++) and Decrement (- -) Operators, Ternary Operator, Relational Operators, Boolean Logical Operators, Bitwise Logical Operators.

**Control Statements:** Introduction, if Expression, Nested if Expressions, if–else Expressions, Ternary Operator?:, Switch Statement, Iteration Statements, while Expression, do–while Loop, for Loop, Nested for Loop, For–Each for Loop, Break Statement, Continue Statement.

**Unit II:Classes and Objects:** Introduction, Class Declaration and Modifiers, Class Members, Declaration of Class Objects, Assigning One Object to Another, Access Control for Class Members, Accessing Private Members of Class, Constructor Methods for Class, Overloaded Constructor Methods, Nested Classes, Final Class and Methods, Passing Arguments by Value and by Reference, Keyword this.

**Methods:** Introduction, Defining Methods, Overloaded Methods, Overloaded Constructor Methods, Class Objects as Parameters in Methods, Access Control, Recursive Methods, Nesting of Methods, Overriding Methods, Attributes Final and Static.

**Unit III: Arrays:**Introduction, Declaration and Initialization of Arrays, Storage of Array in Computer Memory, Accessing Elements of Arrays, Operations on Array Elements, Assigning Array to Another Array, Dynamic Change of Array Size, Sorting of Arrays, Search for Values in Arrays, Class Arrays, Two-dimensional Arrays, Arrays of Varying Lengths, Three-dimensional Arrays, Arrays as Vectors. **Inheritance:** Introduction, Process of Inheritance, Types of Inheritances, Universal Super ClassObject Class, Inhibiting Inheritance of Class Using Final, Access Control and Inheritance, Multilevel Inheritance, Application of Keyword Super, Constructor Method and Inheritance, Method Overriding, Dynamic Method Dispatch, Abstract Classes, Interfaces and Inheritance.

**Interfaces:** Introduction, Declaration of Interface, Implementation of Interface, Multiple Interfaces, Nested Interfaces, Inheritance of Interfaces, Default Methods in Interfaces, Static Methods in Interface, Functional Interfaces, Annotations.

**Unit IV: Packages and Java Library:** Introduction, Defining Package, Importing Packages and Classes into Programs, Path and Class Path, Access Control, Packages in Java SE, Java.lang Package and its Classes, Class Object, Enumeration, class Math, Wrapper Classes, Auto-boxing and Autounboxing, Java util Classes and Interfaces, Formatter Class, Random Class, Time Package, Class Instant (java.time.Instant), Formatting for Date/Time in Java, Temporal Adjusters Class, Temporal Adjusters Class.

**Exception Handling:** Introduction, Hierarchy of Standard Exception Classes, Keywords throws and throw, try, catch, and finally Blocks, Multiple Catch Clauses, Class Throwable, Unchecked Exceptions, Checked Exceptions.

**Java I/O and File:** Java I/O API, standard I/O streams, types, Byte streams, Character streams, Scanner class, Files in Java(Text Book 2)

**Unit V: String Handling in Java:** Introduction, Interface Char Sequence, Class String, Methods for Extracting Characters from Strings,Comparison, Modifying, Searching; Class String Buffer.

**Multithreaded Programming:** Introduction, Need for Multiple Threads Multithreaded Programming for Multi-core Processor, Thread Class, Main Thread Creation of New Threads, Thread States, Thread Priority-Synchronization, Deadlock and Race Situations, Inter thread Communication - Suspending, Resuming, and Stopping of Threads. Java Database Connectivity: Introduction, JDBC Architecture, Installing MySQL and MySQL Connector/J, JDBC Environment Setup, Establishing JDBC Database Connections, ResultSet Interface

**Java FX GUI:** Java FX Scene Builder, Java FX App Window Structure, displaying text and image, event handling, laying out nodes in scene graph, mouse events (Text Book 3)

**Learning Resources:**

**Textbooks:**

1. JAVA one step ahead, Anitha Seth, B.L.Juneja, Oxford.
2. Joy with JAVA, Fundamentals of Object Oriented Programming, DebasisSamanta, MonalisaSarma, Cambridge, 2023.
3. JAVA 9 for Programmers, Paul Deitel, Harvey Deitel, 4th Edition, Pearson.

**Reference Books:**

1. The complete Reference Java, 11th edition, Herbert Schildt, TMH
2. Introduction to Java programming, 7th Edition, Y Daniel Liang, Pearson

**Online Learning Resources:**

1. <https://nptel.ac.in/courses/106/105/106105191/>
2. [https://infyspringboard.onwingspan.com/web/en/app/toc/lex\\_auth\\_012880464547618816347\\_shared/overview](https://infyspringboard.onwingspan.com/web/en/app/toc/lex_auth_012880464547618816347_shared/overview)

**III B.Tech I Sem**

25ACS5506Tb	<b>FUNDAMENTALS OF ARTIFICIAL INTELLIGENCE (Open Elective-I)</b>	<b>L</b>	<b>T</b>	<b>P</b>	<b>C</b>
		<b>3</b>	<b>0</b>	<b>0</b>	<b>3</b>

**Course Objectives:**

- To learn the distinction between optimal reasoning Vs. human like reasoning.
- To understand the concepts of state space representation, exhaustive search, heuristic search together with the time and space complexities.
- To learn different knowledge representation techniques.
- To understand the applications of AI, namely game playing, theorem proving, and machine learning.

**Course Outcomes:**

- Learn the distinction between optimal reasoning Vs human like reasoning and formulate an efficient problem space for a problem expressed in natural language. Also select a search algorithm for a problem and estimate its time and space complexities.
- Apply AI techniques to solve problems of game playing, theorem proving, and machine learning.
- Learn different knowledge representation techniques.
- Understand the concepts of state space representation, exhaustive search, heuristic search together with the time and space complexities.
- Comprehend the applications of Probabilistic Reasoning and Bayesian Networks.
- Analyze Supervised Learning Vs. Learning Decision Trees

**UNIT - I**

**Introduction to AI** - Intelligent Agents, Problem-Solving Agents,

**Searching for Solutions** - Breadth-first search, Depth-first search, Hill-climbing search, Simulated annealing search, Local Search in Continuous Spaces.

**UNIT-II**

**Games** - Optimal Decisions in Games, Alpha–Beta Pruning, Defining Constraint Satisfaction Problems, Constraint Propagation, Backtracking Search for CSPs, Knowledge-Based Agents, **Logic**- Propositional Logic, Propositional Theorem Proving: Inference and proofs, Proof by resolution, Horn clauses and definite clauses.

### **UNIT-III**

**First-Order Logic** - Syntax and Semantics of First-Order Logic, Using First Order Logic, Knowledge Engineering in First-Order Logic. Inference in First-Order Logic: Propositional vs. First-Order Inference, Unification, Forward Chaining, Backward Chaining, Resolution.

**Knowledge Representation:** Ontological Engineering, Categories and Objects, Events.

### **UNIT-IV**

**Planning** - Definition of Classical Planning, Algorithms for Planning with State Space Search, Planning Graphs, other Classical Planning Approaches, Analysis of Planning approaches. Hierarchical Planning.

### **UNIT-V**

#### **Probabilistic Reasoning:**

Acting under Uncertainty, Basic Probability Notation Bayes' Rule and Its Use, Probabilistic Reasoning, Representing Knowledge in an Uncertain Domain, The Semantics of Bayesian Networks, Efficient Representation of Conditional Distributions, Approximate Inference in Bayesian Networks, Relational and First- Order Probability.

#### **TEXT BOOK:**

1. Artificial Intelligence: A Modern Approach, Third Edition, Stuart Russell and Peter Norvig, Pearson Education.

#### **REFERENCE BOOKS:**

1. Artificial Intelligence, 3rd Edn., E. Rich and K. Knight (TMH)
2. Artificial Intelligence, 3rd Edn., Patrick Henry Winston, Pearson Education.
3. Artificial Intelligence, Shivani Goel, Pearson Education.
4. Artificial Intelligence and Expert systems – Patterson, Pearson Education.

25ACS5506T	<b>QUANTUM TECHNOLOGIES AND APPLICATIONS</b> <b>Open Elective – I</b>	L	T	P	C
		3	0	0	3
<b>Course Objectives:</b>					
<ul style="list-style-type: none"> <li>To introduce the fundamentals of quantum mechanics relevant to quantum technologies.</li> <li>To explain key quantum phenomena and their role in enabling novel technologies.</li> <li>To explore applications in quantum computing, communication, and sensing.</li> <li>To encourage understanding of emerging quantum-based technologies and innovations.</li> </ul>					
<b>Syllabus</b>					
<b>UNIT I: Fundamentals of Quantum Mechanics (7 Hours)</b>					
<ul style="list-style-type: none"> <li>Classical vs Quantum Paradigm</li> <li>Postulates of Quantum Mechanics</li> <li>Wavefunction and Schrödinger Equation (Time-independent)</li> <li>Quantum states, Superposition, Qubits</li> <li>Measurement, Operators, and Observables</li> <li>Entanglement and Non-locality</li> </ul>					
<b>UNIT II: Quantum Computing</b>					
<ul style="list-style-type: none"> <li>Qubits and Bloch Sphere</li> <li>Quantum Logic Gates: Pauli, Hadamard, CNOT, and Universal Gates</li> <li>Quantum Circuits</li> <li>Basic Algorithms: Deutsch-Jozsa, Grover's, Shor's (conceptual)</li> <li>Error Correction and Decoherence</li> </ul>					
<b>UNIT III: Quantum Communication and Cryptography (7 Hours)</b>					
<ul style="list-style-type: none"> <li>Teleportation &amp; No-Cloning</li> <li>BB84 Protocol</li> <li>Quantum Networks &amp; Repeaters</li> <li>Classical vs Quantum Cryptography</li> <li>Challenges in Implementation</li> </ul>					
<b>UNIT IV: Quantum Sensors and Metrology</b>					
<ul style="list-style-type: none"> <li>Quantum Sensing: Principles and Technologies</li> <li>Quantum-enhanced Measurements</li> <li>Atomic Clocks, Gravimeters</li> <li>Magnetometers, NV Centers</li> <li>Industrial Applications</li> <li></li> </ul>					
<b>UNIT V: Quantum Materials and Emerging Technologies</b>					
<ul style="list-style-type: none"> <li>Quantum Materials: Superconductors, Topological Insulators</li> <li>Quantum Devices: Qubits, Josephson Junctions</li> <li>National Quantum Missions (India, EU, USA, China)</li> </ul>					

<ul style="list-style-type: none"><li>• Quantum Careers and Industry Initiatives</li></ul>
Textbooks and References
Primary Textbooks:
<ul style="list-style-type: none"><li>• "Quantum Computation and Quantum Information" by Michael A. Nielsen and Isaac L. Chuang (Cambridge University Press)</li></ul>
<ul style="list-style-type: none"><li>• "Quantum Mechanics: The Theoretical Minimum" by Leonard Susskind and Art Friedman (Basic Books)</li></ul>
Supplementary Reading:
<ul style="list-style-type: none"><li>• "Quantum Computing for Everyone" by Chris Bernhardt (MIT Press)</li></ul>
<ul style="list-style-type: none"><li>• "Quantum Physics: A Beginner's Guide" by Alastair I.M. Rae</li></ul>
<ul style="list-style-type: none"><li>• "An Introduction to Quantum Computing" by Phillip Kaye, Raymond Laflamme, and Michele Mosca</li></ul>
<ul style="list-style-type: none"><li>• IBM Quantum Experience and Qiskit Documentation (<a href="https://qiskit.org/">https://qiskit.org/</a>)</li></ul>
Course Outcomes
<ul style="list-style-type: none"><li>• Understand key quantum mechanical concepts and phenomena.</li></ul>
<ul style="list-style-type: none"><li>• Comprehend the structure and function of quantum algorithms and circuits.</li></ul>
<ul style="list-style-type: none"><li>• Explore applications in quantum communication and cryptography.</li></ul>
<ul style="list-style-type: none"><li>• Appreciate the role of quantum technologies in modern engineering systems.</li></ul>

**III B.Tech I Sem**

<b>L</b>	<b>T</b>	<b>P</b>	<b>C</b>
<b>3</b>	<b>0</b>	<b>0</b>	<b>3</b>

**25AHS0507Ta MATHEMATICS FOR MACHINE LEARNING AND AI**

**(Open Elective 1)**

**Course Objectives:**

- To provide a strong mathematical foundation for understanding and developing AI/ML algorithms.
- To enhance the ability to apply linear algebra, probability, and calculus in AI/ML models.
- To equip students with optimization techniques and graph-based methods used in AI applications.
- To develop critical problem-solving skills for analysing mathematical formulations in AI/ML.

**Course Outcomes:**

**After successful completion of this course, the students should be able to:**

<b>COs</b>	<b>Statements</b>	<b>Blooms level</b>
<b>CO1</b>	Apply linear algebra concepts to ML techniques like PCA and regression.	L3 (Apply)
<b>CO2</b>	Analyze probabilistic models and statistical methods for AI applications.	L4 (Analyze)
<b>CO3</b>	Implement optimization techniques for machine learning algorithms.	L3 (Apply)
<b>CO4</b>	Utilize vector calculus and transformations in AI-based models.	L3 (Apply)
<b>CO5</b>	Develop graph-based AI models using mathematical representations.	L5 (Evaluate)

**Course Articulation Matrix:**

	<b>PO1</b>	<b>PO2</b>	<b>PO3</b>	<b>PO4</b>	<b>PO5</b>	<b>PO6</b>	<b>PO7</b>	<b>PO8</b>	<b>PO9</b>	<b>PO10</b>	<b>PO11</b>	<b>PO12</b>
<b>CO1</b>	3	3	2	2	1	-	-	-	-	-	-	1
<b>CO2</b>	3	3	2	3	2	-	-	-	-	-	-	2
<b>CO3</b>	3	3	3	3	2	1	-	-	-	-	-	2
<b>CO4</b>	3	3	2	2	1	-	-	-	-	-	-	1
<b>CO5</b>	3	3	3	3	2	-	-	-	-	-	-	2

- **3** = Strong Mapping, **2** = Moderate Mapping, **1** = Slight Mapping, **-** = No Mapping

### **UNIT I: Linear Algebra for Machine Learning(08)**

Review of Vector spaces, basis, linear independence, Vector and matrix norms, Matrix factorization techniques, Eigenvalues, eigenvectors, diagonalization, Singular Value Decomposition (SVD) and Principal Component Analysis (PCA).

### **UNIT II: Probability and Statistics for AI(08)**

Probability distributions: Gaussian, Binomial, Poisson. Bayes' Theorem, Maximum Likelihood Estimation (MLE), and Maximum a Posteriori (MAP). Entropy and Kullback-Leibler (KL) Divergence in AI, Cross entropy loss, Markov chains.

### **UNIT III: Optimization Techniques for ML(08)**

Multivariable calculus: Gradients, Hessians, Jacobians. Constrained optimization: Lagrange multipliers and KKT conditions. Gradient Descent and its variants (Momentum, Adam) Newton's method, BFGS method.

### **UNIT IV: Vector Calculus & Transformations(08)**

Vector calculus: Gradient, divergence, curl. Fourier Transform & Laplace Transform in ML applications.

### **UNIT V: Graph Theory for AI(08)**

Graph representations: Adjacency matrices, Laplacian matrices. Bayesian Networks & Probabilistic Graphical Models. Introduction to Graph Neural Networks (GNNs).

#### **Textbooks:**

1. Mathematics for Machine Learning by Marc Peter Deisenroth, A. Aldo Faisal, Cheng Soon Ong, Cambridge University Press, 2020.
2. Pattern Recognition and Machine Learning by Christopher Bishop, Springer.

#### **Reference Books:**

1. Gilbert Strang, Linear Algebra and Its Applications, Cengage Learning, 2016.
2. Jonathan Gross, Jay Yellen, Graph Theory and Its Applications, CRC Press, 2018.

#### **Web References:**

- MIT– Mathematics for Machine Learning <https://ocw.mit.edu>
- Stanford CS229 – Machine Learning Course <https://cs229.stanford.edu/>

DeepAI – Mathematical Foundations for AI <https://deepai.org>

**III B.Tech I Sem**

25AHS0507Tb	<b>MATERIALS CHARACTERIZATION TECHNIQUES</b> (Common to all branches) (Open Elective-Interdisciplinary) <b>(Open Elective-I)</b>	Credits 3-0-0:3
-------------	--	--------------------

<b>COURSE OBJECTIVES</b>	
1	To provide exposure to different characterization techniques.
2	To explain the basic principles and analysis of different spectroscopic techniques.
3	To elucidate the working of Scanning electron microscope - Principle, limitations and applications.
4	To illustrate the working of the Transmission electron microscope (TEM) - SAED patterns and its applications.
5	To educate the uses of advanced electric and magnetic instruments for characterization.

**UNIT I Structure analysis by Powder X-Ray Diffraction****9H**

Introduction, Bragg's law of diffraction, Intensity of Diffracted beams, Factors affecting Diffraction, Intensities, Structure of polycrystalline Aggregates, Determination of crystal structure, Crystallite size by Scherer and Williamson-Hall (W-H) Methods, Small angle X-ray scattering (SAXS) (in brief).

**UNIT II Microscopy technique -1 –Scanning Electron Microscopy (SEM)****9H**

Introduction, Principle, Construction and working principle of Scanning Electron Microscopy, Specimen preparation, Different types of modes used (Secondary Electron and Backscatter Electron), Advantages, limitations and applications of SEM.

**UNIT III Microscopy Technique -2 - Transmission Electron Microscopy (TEM) 9H**

Construction and Working principle, Resolving power and Magnification, Bright and dark fields, Diffraction and image formation, Specimen preparation, Selected Area Diffraction, Applications of Transmission Electron Microscopy, Difference between SEM and TEM, Advantage and Limitations of Transmission Electron Microscopy

**UNIT IV Spectroscopy techniques****9H**

Principle, Experimental arrangement, Analysis and advantages of the spectroscopic techniques – (i) UV-Visible spectroscopy (ii) Raman Spectroscopy, (iii) Fourier Transform infrared (FTIR) spectroscopy, (iv) X-ray photoelectron spectroscopy (XPS).

**UNIT V Electrical & Magnetic Characterization techniques****9H**

Electrical Properties analysis techniques (DC conductivity, AC conductivity) Activation Energy, Effect of Magnetic field on the electrical properties (Hall Effect). Magnetization measurement by induction method, Vibrating sample Magnetometer (VSM) and SQUID.

**Textbooks:**

1. Material Characterization: Introduction to Microscopic and Spectroscopic Methods – Yang Leng – John Wiley & Sons (Asia) Pvt. Ltd. 2013.
2. Microstructural Characterization of Materials - David Brandon, Wayne D Kalpan, John Wiley & Sons Ltd., 2008

**Reference Books:**

1. Fundamentals of Molecular Spectroscopy – IV Ed. – Colin Neville Banwell and Elaine M. McCash, Tata McGraw-Hill, 2008.
2. Elements of X-ray diffraction – Bernard Dennis Cullity & Stuart R Stocks, Prentice Hall, 2001 – Science.
3. Practical Guide to Materials Characterization: Techniques and Applications - Khalid Sultan – Wiley – 2021.
4. **Materials Characterization Techniques** -Sam Zhang, Lin Li, Ashok Kumar -CRC Press - 2008

**NPTEL courses link :**

1. <https://nptel.ac.in/courses/115/103/115103030/>
2. [https://nptel.ac.in/content/syllabus\\_pdf/113106034.pdf](https://nptel.ac.in/content/syllabus_pdf/113106034.pdf)
3. <https://nptel.ac.in/noc/courses/noc19/SEM1/noc19-mm08/>

	<b>Course Outcomes</b>	<b>Blooms Level</b>
<b>CO1</b>	Analyze the crystal structure and crystallite size by various methods	L1,L2, L3, L4
<b>CO2</b>	Analyze the morphology of the sample by using a Scanning Electron Microscope	L1,L2, L4
<b>CO3</b>	Analyze the morphology and crystal structure of the sample by using Transmission Electron Microscope	L1,L2, L3
<b>CO4</b>	Explain the principle and experimental arrangement of various spectroscopic techniques	L1,L2
<b>CO5</b>	Identify the construction and working principle of various Electrical & Magnetic Characterization technique	L1,L2

Course Articulation Matrix:

	<b>PO1</b>	<b>PO2</b>	<b>PO3</b>	<b>PO4</b>	<b>PO5</b>	<b>PO6</b>	<b>PO7</b>	<b>PO8</b>	<b>PO9</b>	<b>PO10</b>	<b>PO11</b>	<b>PO12</b>
<b>CO1</b>	3	3	2	2	1							
<b>CO2</b>	3	3	2	1	1							
<b>CO3</b>	3	3	2	1	1							
<b>CO4</b>	3	2	1	1	-							
<b>CO5</b>	3	3	1	1	-							

1-Slightly, 2-Moderately, 3-Substantially.



**UNIT-1: Electrochemical Systems:** Galvanic cell, Nernst equation, standard electrode potential, application of EMF, electrical double layer, polarization, Batteries- Introduction ,Lead-acid ,Nickel- cadmium, Lithium ion batteries and their applications.

**UNIT-2: Fuel Cells:** Fuel cell- Introduction, Basic design of fuel cell, working principle, Classification of fuel cells, Polymer electrolyte membrane (PEM) fuel cells, Solid-oxide fuel cells (SOFC), Fuel cell efficiency and applications.

**UNIT-3: Photo and Photo electrochemical Conversions:** Photochemical cells Introduction and applications of photochemical reactions, specificity of photo electrochemical cell, advantage of photoelectron catalytic conversions and their applications.

**UNIT-4: Solar Energy:** Introduction and prospects, photovoltaic (PV) technology, concentrated solar power (CSP), Solar cells and applications.

**UNIT-5: Hydrogen Storage:**Hydrogen storage and delivery: State-of-the art, Established technologies, Chemical and Physical methods of hydrogen storage, Compressed gas storage, Liquid hydrogen storage, Other storage methods, Hydrogen storage in metal hydrides, metal organic frameworks (MOF), Metal oxide porous structures, hydrogel , and Organic hydrogen carriers.

#### **Text books**

1. Physical chemistry by Ira N. Levine
2. Essentials of Physical Chemistry, Bahl and Bahl and Tuli.
3. Inorganic Chemistry, Silver and Atkins

#### **Reference Books:**

1. Fuel Cell Hand Book 7<sup>th</sup> Edition, by US Department of Energy (EG&G technical services And corporation)
2. Hand book of solar energy and applications by ArvindTiwari and Shyam.
3. Solar energy fundamental, technology and systems by Klaus Jagar et.al.
4. Hydrogen storage by Levine Klebonoff

## III B.Tech I Sem

Course Code	<b>ENGLISH FOR COMPETITIVE EXAMINATIONS (Open Elective-I)</b> (Common to All Branches of Engineering)	L	T	P	C
25AHS0508Ta		3	0	0	3
Course Objectives:					
<ol style="list-style-type: none"> <li>1. To enable the students to learn about the structure of competitive English</li> <li>2. To understand the grammatical aspects and identify the errors</li> <li>3. To enhance verbal ability and identify the errors</li> <li>4. To improve word power to answer competitive challenges</li> <li>5. To make them ready to crack competitive exams</li> </ol>					
Course Outcomes (CO):					
Blooms Level					
By the end of the program students will be able to					
<ul style="list-style-type: none"> <li>▪ Identify the basics of English grammar and its importance L1, L2</li> <li>▪ Explain the use of grammatical structures in sentences L1, L2</li> <li>▪ Demonstrate the ability to use various concepts in grammar and vocabulary and their applications in everyday use and in competitive exams L3</li> <li>▪ Analyze an unknown passage and reach conclusions about it. L4</li> <li>▪ Choose the appropriate form of verbs in framing sentences L5</li> <li>▪ Develop speed reading and comprehending ability thereby perform better in competitive exams L3</li> </ul>					
UNIT - I	<b>GRAMMAR-1</b>	Lecture Hrs			
<u>Nouns-classification-errors-Pronouns-types-errors-Adjectives-types-errors-Articles-definite-indefinite-Degrees of Comparison-Adverbs-types- errors-Conjunctions-usage-Prepositions-usage-Tag Questions, types-identifying errors- Practice</u>					
UNIT - II	<b>GRAMMAR-2</b>	Lecture Hrs			
Verbs-tenses- structure-usages- negatives- positives- time adverbs-Sequence of tenses--If Clause-Voice-active voice and passive voice- reported <u>Speech</u> -Agreement- subject and verb-Modals- <u>Spotting Errors</u> -Practices					
UNIT - III	<b>VERBAL ABILITY</b>	Lecture Hrs			
Sentence completion-Verbal analogies-Word groups-Instructions-Critical reasoning-Verbal deduction-Select appropriate pair-Reading Comprehension-Paragraph-Jumbles-Selecting the proper statement by reading a given paragraph.					
UNIT - IV	<b>READING COMPREHENSION AND VOCUBULARY</b>	Lecture Hrs			
Competitive Vocabulary :Word Building – Memory techniques-Synonyms, Antonyms, <u>Affixes</u> -Prefix & Suffix-One word substitutes- <u>Compound words-Phrasal Verbs-Idioms and Phrases-Homophones</u> -Linking Words-Modifiers-Intensifiers - Mastering Competitive Vocabulary- Cracking the unknowing passage-speed reading techniques- Skimming & Scanning-types of answering–Elimination methods					
UNIT - V	<b>WRITING FOR COMPETITIVE EXAMINATIONS</b>	Lecture Hrs			

Punctuation- Spelling rules- Word order-Sub Skills of Writing- Paragraph meaning-salient features-types - Note-making, Note-taking, summarizing-precise writing- Paraphrasing- Expansion of proverbs- Essay writing-types

**Textbooks:**

1. Wren & Martin, *English for Competitive Examinations*, S.Chand & Co, 2021
2. *Objective English for Competitive Examination*, Tata McGraw Hill, New Delhi, 2014.

**Reference Books:**

1. Hari Mohan Prasad, *Objective English for Competitive Examination*, Tata McGraw Hill, New Delhi, 2014.
2. Philip Sunil Solomon, *English for Success in Competitive Exams*, Oxford 2016
3. Shalini Verma , *Word Power Made Handy*, S Chand Publications
4. Neira, Anjana Dev & Co. *Creative Writing: A Beginner's Manual*. Pearson Education India, 2008.
5. Abhishek Jain, *Vocabulary Learning Techniques Vol.I&II*, RR Global Publishers 2013.
6. Michel Swan, *Practical English Usage*, Oxford, 2006.

**Online Resources**

1. <https://www.grammar.cl/english/parts-of-speech.htm>
2. <https://academicguides.waldenu.edu/writingcenter/grammar/partsofspeech>
3. <https://learnenglish.britishcouncil.org/grammar/english-grammar-reference/active-passive-voice>
4. <https://languagetool.org/insights/post/verb-tenses/>
5. <https://www.britishcouncil.in/blog/best-free-english-learning-resources-british-council>
6. <https://www.careerride.com/post/social-essays-for-competitive-exams-586.aspx>

<b>Course Code</b>	<b>ENTREPRENEURSHIP AND NEW VENTURE CREATION (Open Elective-I)</b>	<b>L</b>	<b>T</b>	<b>P</b>	<b>C</b>
25AHS0508Tb		3	0	0	3

<b>COURSE OBJECTIVES:</b> The objectives of this course are	
1	To foster an entrepreneurial mind-set for venture creation and intrapreneurial leadership.
2	To encourage creativity and innovation
3	To enable them to learn pitching and presentation skills
4	To make the students understand MVP development and validation techniques to determine Product-Market fit and Initiate Solution design, Prototype for Proof of Concept.
5	To enhance the ability of analyzing Customer and Market segmentation, estimate Market size, develop and validate Customer Persona

### UNIT-I: Entrepreneurship Fundamentals and context

Meaning and concept, attributes and mindset of entrepreneurial and intrapreneurial leadership, role models in each and their role in economic development. An understanding of how to build entrepreneurial mindset, skill sets, attributes and networks while on campus.

Core Teaching Tool: Simulation, Game, Industry Case Studies (Personalized for students – 16 industries to choose from), Venture Activity

#### LEARNING OUTCOMES

At the end of the Unit, the learners will be able to

- Understand the concept of Entrepreneur and Entrepreneurship in India
- Analyze recent trends in Entrepreneurship role in economic development
- Develop a creative mind set and personality in starting a business.

### Unit II: Problem & Customer Identification

Understanding and analysing the macro-Problem and Industry perspective - technological, socioeconomic and urbanization trends and their implication on new opportunities - Identifying passion - identifying and defining problem using Design thinking principles - Analysing problem and validating with the potential customer - Understanding customer segmentation, creating and validating customer personas.

Core Teaching Tool: Several types of activities including Class, game, Gen AI, ‘Get out of the Building’ and Venture Activity.

#### LEARNING OUTCOMES

At the end of the Unit, the learners will be able to

- Understand the problem and Customer identification.

- Analyze problem and validating with potential customer
- Evaluate customer segmentation and customer personas

### **Unit III: Solution design, Prototyping & Opportunity Assessment and Sizing**

Understanding Customer Jobs-to-be-done and crafting innovative solution design to map to customer's needs and create a strong value proposition - Understanding prototyping and Minimum Viable product (MVP) - Developing a feasibility prototype with differentiating value, features and benefits - Assess relative market position via competition analysis - Sizing the market and assess scope and potential scale of the opportunity.

Core Teaching Tool: Venture Activity, no-code Innovation tools, Class activity

### **LEARNING OUTCOMES**

At the end of the Unit, the learners will be able to

- Analyze jobs-to-be-done
- Evaluate customer needs to create a strong value proposition
- Design and draw prototyping and MVP

### **UNIT-IV: Business & Financial Model, Go-to-Market Plan**

Introduction to Business model and types, Lean approach, 9 block lean canvas model, riskiest assumptions to Business models. Importance of Build - Measure – Lean approach.

Business planning: components of Business plan- Sales plan, People plan and financial plan.

Financial Planning: Types of costs, preparing a financial plan for profitability using financial template, understanding basics of Unit economics and analysing financial performance.

Introduction to Marketing and Sales, Selecting the Right Channel, creating digital presence, building customer acquisition strategy.

Choosing a form of business organization specific to your venture, identifying sources of funds: Debt& Equity, Map the Start-up Life-cycle to Funding Options.

Core Teaching Tool: Founder Case Studies – Sama and Securely Share; Class activity and discussions; Venture Activities.

### **LEARNING OUTCOMES**

At the end of the Unit, the learners will be able to:

- Understand lean approach in business models
- Apply business plan, sales plan and financial plan
- Analyze financial planning, marketing channels of distribution.
- Design their own venture and source of funds.

**UNIT-V: Scale Outlook and Venture Pitch readiness**

Understand and identify potential and aspiration for scale vis-a-vis your venture idea.

Persuasive Storytelling and its key components. Build an Investor ready pitch deck.

Core Teaching Tool: Expert talks; Cases; Class activity and discussions; Venture Activities.

**LEARNING OUTCOMES**

At the end of the Unit, the learners will be able to

- Understand aspiration for scale
- Analyze venture idea and its key components
- Evaluate and build investors ready pitch

**TEXT BOOKS**

1. Robert D. Hisrich, Michael P. Peters, Dean A. Shepherd, Sabyasachi Sinha . *Entrepreneurship*, McGrawHill, 11th Edition.(2020)
2. Ries, E. *The Lean Startup: How Today's Entrepreneurs Use Continuous Innovation to Create Radically Successful Businesses*. Crown Business,(2011).
3. Osterwalder, A., & Pigneur, Y. *Business Model Generation: A Handbook for Visionaries, Game Changers, and Challengers*. John Wiley & Sons. (2010).

**REFERENCES**

1. Simon Sinek,*Start with Why*, Penguin Books limited. (2011)
2. Brown Tim,*Change by Design Revised & Updated: How Design Thinking Transforms Organizations and Inspires Innovation*, Harper Business.(2019)
4. Namita Thapar (2022) *The Dolphin and the Shark: Stories on Entrepreneurship*, Penguin Books Limited
5. Saras D. Sarasvathy, (2008) *Effectuation: Elements of Entrepreneurial Expertise*, Elgar Publishing Ltd.

**E-RESOURCES**

Learning resource- Ignite 5.0 Course Wadhvani platform (Includes 200+ components of custom created modular content + 500+ components of the most relevant curated content)

<b>COURSE OUTCOMES:</b> At the end of the course, students will be able to		<b>BTL</b>
CO1	Develop an entrepreneurial mindset and appreciate the concept of entrepreneurship	L3
CO2	Comprehend the process of problem-opportunity identification through design thinking, identify market potential and customers while developing a compelling value proposition solution	L3
CO3	Analyze and refine business models to ensure sustainability and profitability	L3
CO4	Build Prototype for Proof of Concept and validate MVP of their practice venture idea	L4
CO5	Create business plan, conduct financial analysis and feasibility analysis to assess the financial viability of a venture	L5
CO6	Prepare and deliver an investible pitch deck of their practice venture to attract stakeholders	L6

BTL: Bloom's Taxonomy Level

**III B.Tech.II Semester**

Course Code	<b>DISASTER MANAGEMENT (Open Elective – II)</b>	L	T	P	C
25ACE1606Ta		3	0	0	3

**Course Objectives:**

**The objectives of this course are to make the student :**

1. To understand the fundamental concepts of natural disasters, their occurrence, and disaster risk reduction strategies.
2. To analyze the impact of cyclones on structures and explore retrofitting techniques for adaptive reconstruction.
3. To apply wind engineering principles and computational techniques in designing wind-resistant structures.
4. To evaluate earthquake effects on buildings and develop strategies for seismic retrofitting.
5. To assess seismic safety planning, design considerations, and innovative construction materials for disaster-resistant structures.

**Course Outcomes:**

**After successful completion of this course, students will be able to:**

1. Understand the fundamental concepts of natural disasters, their occurrence, and disaster risk reduction strategies.
2. Analyze the impact of cyclones on structures and explore retrofitting techniques for adaptive reconstruction.
3. Apply wind engineering principles and computational techniques in designing wind-resistant structures.
4. Evaluate earthquake effects on buildings and develop strategies for seismic retrofitting.
5. Assess seismic safety planning, design considerations, and innovative construction materials for disaster-resistant structures.

**CO – PO Articulation Matrix**

Course Outcomes	PO 1	PO 2	PO 3	PO 4	PO 5	PO 6	PO 7	PO 8	PO 9	PO 10	PO 11	PO 12	PSO 1	PSO 2
CO -1	3	-	-	-	-	2	-	2	2	-	-	-	3	3
CO -2	-	3	-	-	2	-	-	-	-	-	-	2	3	-
CO -3	3	-	-	3	-	-	3	-	-	2	-	-	-	3
CO -4	-	-	3	-	3	-	-	2	-	-	-	-	3	-
CO -5	-	-	-	3	-	3	3	3	2	-	-	-	-	3

**UNIT – I**

Introduction to Natural Disasters– Brief Introduction to Different Types of Natural Disasters, Occurrence of Disasters in Different Climatic and Geographical Regions, Hazard Maps (Earthquake and Cyclone) of The World and India, Regulations for Disaster Risk Reduction, Post-Disaster Recovery and Rehabilitation (Socioeconomic Consequences).

**UNIT – II**

Cyclones and Their Impact– Climate Change and Its Impact On Tropical Cyclones, Nature of Cyclonic Wind, Velocities and Pressure, Cyclone Effects, Storm Surges, Floods, and Landslides. Behavior of Structures in Past Cyclones and Windstorms, Case Studies. Cyclonic Retrofitting, Strengthening of Structures, and Adaptive Sustainable Reconstruction. Life-Line Structures Such as Temporary Cyclone Shelters.

**UNIT – III**

Wind Engineering and Structural Response– Basic Wind Engineering, Aerodynamics of Bluff Bodies, Vortex Shedding, and Associated Unsteadiness Along and Across Wind forces. Lab: Wind Tunnel Testing and Its Salient Features. Introduction to Computational Fluid Dynamics (CFD). General Planning and Design Considerations Under Windstorms and Cyclones. Wind Effects On Buildings, towers, Glass Panels, Etc., and Wind-Resistant Features in Design. Codal Provisions, Design Wind Speed, Pressure Coefficients. Coastal Zoning Regulations for Construction and Reconstruction in Coastal Areas. Innovative Construction Materials and Techniques, Traditional Construction Techniques in Coastal Areas.

**UNIT – IV**

Seismology and Earthquake Effects– Causes of Earthquakes, Plate Tectonics, Faults, Seismic Waves; Magnitude, Intensity, Epicenter, Energy Release, and Ground Motions. Earthquake Effects– On Ground, Soil Rupture, Liquefaction, Landslides. Performance of Ground and Buildings in Past Earthquakes– Behavior of Various Types of Buildings and Structures, Collapse Patterns; Behavior of Non-Structural Elements Such as Services, Fixtures, and Mountings – Case Studies. Seismic Retrofitting– Weakness in Existing Buildings, Aging, Concepts in Repair, Restoration, and Seismic Strengthening.

**UNIT – V**

Planning and Design Considerations for Seismic Safety– General Planning and Design Considerations; Building forms, Horizontal and Vertical Eccentricities, Mass and Stiffness Distribution, Soft Storey Effects, Etc.; Seismic Effects Related to Building Configuration. Plan and Vertical Irregularities, Redundancy, and Setbacks. Construction Details– Various Types of Foundations, Soil Stabilization, Retaining Walls, Plinth Fill, Flooring, Walls, Openings, Roofs, Terraces, Parapets, Boundary Walls, Underground and Overhead Tanks, Staircases, and Isolation of Structures. Innovative Construction Materials and Techniques. Local Practices– Traditional Regional Responses. Computational Investigation Techniques.

**TEXT BOOKS:**

1. David Alexander, *Natural Disasters*, 1st Edition, CRC Press, 2017.
2. Edward A. Keller and Duane E. DeVecchio, *Natural Hazards: Earth's Processes as Hazards, Disasters, and Catastrophes*, 5th Edition, Routledge, 2019.

**REFERENCE BOOKS:**

1. Ben Wisner, J.C. Gaillard, and Ilan Kelman (Editors), *Handbook of Hazards and Disaster Risk Reduction and Management*, 2nd Edition, Routledge, 2012.
2. Damon P. Coppola, *Introduction to International Disaster Management*, 4th Edition, Butterworth-Heinemann, 2020.
3. Bimal Kanti Paul, *Environmental Hazards and Disasters: Contexts, Perspectives and Management*, 2nd Edition, Wiley-Blackwell, 2020.

**Online Learning Resources:**

<https://nptel.ac.in/courses/124107010>  
[https://onlinecourses.swayam2.ac.in/cec19\\_hs20/preview](https://onlinecourses.swayam2.ac.in/cec19_hs20/preview)

**III B.Tech – II Semester**

Course Code	<b>SUSTAINABILITY IN ENGINEERING PRACTICES (OE – II)</b>	L	T	P	C
25ACE1606Tb		3	0	0	3

**Course Objectives:**

**The objectives of this course are to make the student :**

1. To understand the fundamentals of sustainability, the carbon cycle, and the environmental impact of construction materials.
2. To analyze sustainable construction materials, their durability, and life cycle assessment.
3. To apply energy calculations in construction materials and assess their embodied energy.
4. To evaluate green building standards, energy codes, and performance ratings.
5. To assess the environmental effects of energy use, climate change, and global warming.

**Course Outcomes:**

**After successful completion of this course, students will be able to:**

1. Understand the fundamentals of sustainability, the carbon cycle, and the environmental impact of construction materials.
2. Analyze sustainable construction materials, their durability, and life cycle assessment.
3. Apply energy calculations in construction materials and assess their embodied energy.
4. Evaluate green building standards, energy codes, and performance ratings.
5. Assess the environmental effects of energy use, climate change, and global warming.

**CO – PO Articulation Matrix**

Course Outcomes	PO 1	PO 2	PO 3	PO 4	PO 5	PO 6	PO 7	PO 8	PO 9	PO 10	PO 11	PO 12	PSO 1	PSO 2
CO -1	3	-	-	-	-	2	3	2	-	-	-	-	3	3
CO -2	-	3	-	-	2	-	3	-	-	-	-	2	3	3
CO -3	-	-	3	3	3	-	2	-	-	2	-	-	3	3
CO -4	-	-	3	3	3	-	3	2	-	-	-	-	3	3
CO -5	-	-	-	-	-	3	3	3	-	-	-	-	-	3

**UNIT – I**

**INTRODUCTION**

Introduction and Definition of Sustainability - Carbon Cycle - Role of Construction Material: Concrete and Steel, Etc. - CO<sub>2</sub> Contribution From Cement and Other Construction Materials.

**UNIT – II**

**MATERIALS USED in SUSTAINABLE CONSTRUCTION**

Construction Materials and Indoor Air Quality - No/Low Cement Concrete - Recycled and Manufactured Aggregate - Role of QC and Durability - Life Cycle and Sustainability.

**UNIT – III**

**ENERGY CALCULATIONS**

Components of Embodied Energy - Calculation of Embodied Energy for Construction Materials - Energy Concept and Primary Energy - Embodied Energy Via-A-Vis Operational Energy in Conditioned Building - Life Cycle Energy Use

**UNIT – IV**

**GREEN BUILDINGS**

Control of Energy Use in Building - ECBC Code, Codes in Neighboring Tropical Countries -

OTTV Concepts and Calculations – Features of LEED and TERI – GRIHA Ratings - Role of Insulation and Thermal Properties of Construction Materials - Influence of Moisture Content and Modeling - Performance Ratings of Green Buildings - Zero Energy Building

**UNIT – V**

**ENVIRONMENTAL EFFECTS**

Non-Renewable Sources of Energy and Environmental Impact– Energy Norm, Coal, Oil, Natural Gas - Nuclear Energy - Global Temperature, Green House Effects, Global Warming - Acid Rain: Causes, Effects and Control Methods - Regional Impacts of Temperature Change.

**TEXT BOOKS:**

1. Charles J Kibert, Sustainable Construction: Green Building Design & Delivery, 4th Edition , Wiley Publishers 2016.
2. Steve Goodhew, Sustainable Construction Process, Wiley Blackwell,UK, 2016.

**REFERENCE BOOKS:**

1. Craig A. Langston & Grace K.C. Ding, Sustainable Practicesin the Built Environment, Butterworth Heinemann Publishers, 2011.
2. William P Spence, Construction Materials, Methods & Techniques (3e), Yesdee Publication Pvt. Ltd, 2012.

**Online Learning Resources:**

<https://archive.nptel.ac.in/courses/105/105/105105157/>

**III B.Tech.II Semester**

L	T	P	C
3	0	0	3

**25AEE2606T RENEWABLE ENERGY SOURCES****(Open Elective-II)**

Course Outcomes (CO): At the end of the course the student will be able to:

CO 1: Understand principle operation of various renewable energy sources. L1

CO 2: Identify site selection of various renewable energy sources. L2

CO 3: Analyze various factors affecting on solar energy measurements, wind energy conversion techniques, Geothermal, Biomass, Tidal Wave and Fuel cell energies L3

CO 4: Design of Solar PV modules and considerations of horizontal and vertical axis Wind energy systems. L5

CO 5: Apply the concepts of Geo Thermal Energy, Ocean Energy, Bio mass and Fuel Cells for generation of power. L4

**UNIT I Solar Energy:**

Solar radiation - beam and diffuse radiation, solar constant, Sun at Zenith, attenuation and measurement of solar radiation, local solar time, derived solar angles, sunrise, sunset and day length. flat plate collectors, concentrating collectors, storage of solar energy-thermal storage.

**UNIT II PV Energy Systems:**

Introduction, The PV effect in crystalline silicon basic principles, the film PV, Other PV technologies, Solar PV modules from solar cells, mismatch in series and parallel connections design and structure of PV modules, Electrical characteristics of silicon PV cells and modules, Stand-alone PV system configuration, Grid connected PV systems.

**UNIT III Wind Energy:**

Principle of wind energy conversion; Basic components of wind energy conversion systems; wind mill components, various types and their constructional features; design considerations of horizontal and vertical axis wind machines: analysis of aerodynamic forces acting on wind mill blades; wind data and energy estimation and site selection considerations.

**UNIT IV Geothermal Energy:**

Estimation and nature of geothermal energy, geothermal sources and resources like hydrothermal, geo-pressured hot dry rock, magma. Advantages, disadvantages and application of geothermal energy, prospects of geothermal energy in India.

**UNIT – V Miscellaneous Energy Technologies:**

Ocean Energy: Tidal Energy-Principle of working, Operation methods, advantages and limitations. Wave Energy-Principle of working, energy and power from waves, wave energy conversion devices, advantages and limitations.

Bio mass Energy: Biomass conversion technologies, Biogas generation plants, Classification, advantages and disadvantages, constructional details, site selection, digester design consideration

Fuel cell: Principle of working of various types of fuel cells and their working, performance and limitations.

**Text books:**

- 1.G. D. Rai, —Non-Conventional Energy Sources, 4th Edition, Khanna Publishers, 2000.
- 2.Chetan Singh Solanki —Solar Photovoltaics fundamentals, technologies and applications, 2nd Edition PHI Learning Private Limited. 2012.

**Reference Books:**

- 1.Stephen Peake, —Renewable Energy Power for a Sustainable Future, Oxford International Edition, 2018.
- 2.S. P. Sukhatme, —Solar Energy, 3rd Edition, Tata Mc Graw Hill Education Pvt. Ltd, 2008.
- 3.B H Khan , — Non-Conventional Energy Resources, 2nd Edition, Tata Mc Graw Hill Education Pvt Ltd, 2011.
- 4.S. Hasan Saeed and D.K.Sharma,—Non-Conventional Energy Resources, 3rd Edition, S.K.Kataria& Sons, 2012.
- 5.G. N. Tiwari and M.K.Ghosal, —Renewable Energy Resource: Basic Principles and Applications, Narosa Publishing House, 2004.

**Online Learning Resources:**

1. <https://nptel.ac.in/courses/103103206>
2. <https://nptel.ac.in/courses/108108078>

## III B. Tech -II Sem

L T P C

3 0 0 3

25AME3606T

## AUTOMATION AND ROBOTICS

(Open Elective – II)

<b>Course objectives:</b> The objectives of the course are to	
1	Fundamentals of industrial automation, production types, automation strategies, and hardware elements used in modern manufacturing processes.
2	Understanding of automated manufacturing systems, and strategies for improving productivity and flexibility in industrial automation.
3	Knowledge of industrial automation and robotics, sensors, and end-effector design for modern manufacturing environments.
4	Explain industrial automation and robotics, and trajectory planning for intelligent and efficient manufacturing applications.
5	Familiarity of industrial automation and robotics, and practical applications in manufacturing processes.

<b>COURSE OUTCOMES</b> On successful completion of this course the student will be able to		
1	Understand and analyze the structure and functions of automated manufacturing systems, and evaluate hardware components for efficient production.	L2,L4,L5
2	Analyze and design automated flow lines with or without buffer storage, perform quantitative evaluations, apply assembly line balancing techniques.	L4,L5,L6
3	Classify robot configurations, select suitable actuators and sensors, analyze and apply automation and robotics principles to optimize production efficiency and flexibility.	L2,L3,L4
4	Apply kinematic and dynamic modeling using D-H notation and select appropriate hardware and control strategies for real-world industrial scenario to analyze and design automated and robotic systems.	L3,L4,L5
5	Design, program, and implement robotic systems, understand and apply robotics technology to manufacturing tasks.	L1,L3,L6

**UNIT-I****Introduction to Automation:**

Introduction to Automation, Need, Types, Basic elements of an automated system, Manufacturing Industries, Types of production, Functions in manufacturing, Organization and information processing in manufacturing, Automation strategies and levels of automation,

Hardware components for automation and process control, mechanical feeders, hoppers, orienters, high speed automatic insertion devices.

#### UNIT-II

##### **Automated flow lines:**

Automated flow lines, Part transfer methods and mechanisms, types of Flow lines, flow line with/without buffer storage, Quantitative analysis of flow lines. Assembly line balancing: Assembly process and systems assembly line, line balancing methods, ways of improving line balance, flexible assembly lines.

#### UNIT-III

##### **Introduction to Industrial Robotics:**

Introduction to Industrial Robotics, Classification of Robot Configurations, functional line diagram, degrees of freedom. Components common types of arms, joints grippers, factors to be considered in the design of grippers.

Robot actuators and Feedback components: Actuators, Pneumatic, Hydraulic actuators, Electric & Stepper motors, comparison. Position sensors - potentiometers, resolvers, encoders - velocity sensors, Tactile sensors, Proximity sensors.

#### UNIT-IV

##### **Manipulator Kinematics:**

Manipulator Kinematics, Homogenous transformations as applicable to rotation and translation - D-H notation, Forward inverse kinematics.

Manipulator Dynamics: Differential transformations, Jacobians, Lagrange - Euler and Newton – Euler formations. Trajectory Planning: Trajectory Planning and avoidance of obstacles path planning, skew motion, joint integrated motion - straight line motion.

#### UNIT-V

##### **Robot Programming:**

Robot Programming, Methods of programming - requirements and features of programming languages, software packages. Problems with programming languages.

Robot Application in Manufacturing: Material Transfer - Material handling, loading and unloading - Process - spot and continuous arc welding & spray painting - Assembly and Inspection.

##### **Text Books:**

1. Automation, Production systems and CIM, M.P. Groover/Pearson Edu.
2. Industrial Robotics - M.P. Groover, TMH.

**References:**

1. Robotics, FuKS, McGrawHill, 4th edition, 2010.
2. An Introduction to Robot Technology, P. Coiffet and M. Chaironze, Kogam Page Ltd. 1983 London.
3. Robotic Engineering, Richard D. Klafter, Prentice Hall
4. Robotics, Fundamental Concepts and Analysis – Ashitave Ghosal, Oxford Press, 1/e, 2006
5. Robotics and Control, Mittal RK & Nagrath IJ, TMH.

**Online Learning Resources:**

<https://www.youtube.com/watch?v=yxZm9WQJUA0&list=PLRLB5WCqU54UJG45UnazSYmnmh1-gt76o>

<https://www.youtube.com/watch?v=6f3bvIhSWyM&list=PLRLB5WCqU54X5Vy4DwjfSO DT3ZJgwEjyE>

**III B.Tech II Sem**

**L – T – P – C**

**3 – 0 – 0 – 3**

**23A04606**

**DIGITAL ELECTRONICS  
(Open Elective –II)**

**Course Objectives:**

1. To Learn Boolean algebra, logic simplification techniques, and combinational circuit design.
2. To analyze combinational circuits like adders, subtractors, and code converters.
3. To explore combinational logic circuits and their applications in digital design.
4. To understand sequential logic circuits, including latches, flip-flops, counters, and shift registers.
5. To gain knowledge about programmable logic devices and digital IC's.

**Course Outcomes:**

**At the end of this course, the students will be able to**

1. Learn Boolean algebra, logic simplification techniques, and combinational circuit design.
2. Analyze combinational circuits like adders, subtractors, and code converters.
3. Explore combinational logic circuits and their applications in digital design.
4. Understand sequential logic circuits, including latches, flip-flops, counters, and shift registers.
5. Gain knowledge about programmable logic devices and digital IC's.

**UNIT-I**

**Logic Simplification and Combinational Logic Design:** Review of Boolean Algebra and De Morgan's Theorem, SOP & POS forms, Canonical forms, Introduction to Logic Gates, Ex-OR, Ex-NOR operations, Minimization of Switching Functions: Karnaugh map method, Logic function realization: AND-OR, OR-AND and NAND/NOR realizations.

**UNIT-II**

**Introduction to Combinational Design 1:** Binary Adders, Subtractors and BCD adder, Code converters - Binary to Gray, Gray to Binary, BCD to excess3, BCD to Seven Segment display.

**UNIT-III**

**Combinational Logic Design 2:** Decoders, Encoders, Priority Encoder, Multiplexers, Demultiplexers, Comparators, Implementations of Logic Functions using Decoders and Multiplexers.

**UNIT-IV**

**Sequential Logic Design:** Latches, Flip-flops, S-R, D, T, JK and Master-Slave JK FF, Edge triggered FF, set up and hold times, Ripple counters, Shift registers.

**UNIT-V**

**Programmable Logic Devices:**ROM, Programmable Logic Devices (PLA and PAL).

**Digital IC's:**Decoder (74x138), Priority Encoder (74x148), multiplexer (74x151) and demultiplexer (74x155), comparator (74x85).

**TEXT BOOKS:**

1. Digital Design, M.Morris Mano & Michel D. Ciletti, 5th Edition, Pearson Education, 1999.
2. Switching theory and Finite Automata Theory, ZviKohavi and NirahK.Jha, 2nd Edition, Tata McGraw Hill, 2005.

**REFERENCE BOOKS:**

1. Fundamentals of Logic Design, Charles H Roth,Jr., 5th Edition, Brooks/cole Cengage Learning, 2004.

**III B.Tech II Sem**

25ACS5606Ta	<b>OPERATING SYSTEMS (Open Elective-II)</b>	<b>L</b>	<b>T</b>	<b>P</b>	<b>C</b>
		<b>3</b>	<b>0</b>	<b>0</b>	<b>3</b>

**Course Objectives:** The main objectives of the course is to make student

- Understand the basic concepts and principles of operating systems, including process management, memory management, file systems, and Protection
- Make use of process scheduling algorithms and synchronization techniques to achieve better performance of a computer system.
- Illustrate different conditions for deadlock and their possible solutions.

**Course Outcomes:** After completion of the course, students will be able to

**CO1:** Describe the basics of the operating systems, mechanisms of OS to handle processes, threads, and their communication. (L1)

**CO2:** Understand the basic concepts and principles of operating systems, including process management, memory management, file systems, and Protection. (L2)

**CO3:** Make use of process scheduling algorithms and synchronization techniques to achieve better performance of a computer system. (L3)

**CO4:** Illustrate different conditions for deadlock and their possible solutions. (L2) □Analyze the memory management and its allocation policies. (L4)

**CO5:** Able to design and implement file systems, focusing on file access methods, directory structure, free space management, and also explore various protection mechanisms,

**UNIT - I Operating Systems Overview, System Structures**  
8Hrs

Lecture

Operating Systems Overview: Introduction, Operating system functions, Operating systems operations, Computing environments, Open-Source Operating Systems System Structures: Operating System Services, User and Operating-System Interface, systems calls, Types of System Calls, system programs, Operating system Design and Implementation, Operating system structure, Operating system debugging, System Boot.

**UNIT - II Process Concept, Multithreaded Programming, Process Scheduling, Inter-process Communication**

Lecture 10Hrs

Process Concept: Process scheduling, Operations on processes, Inter-process communication, Communication in client server systems. Multithreaded Programming: Multithreading models, Thread libraries, Threading issues, Examples. Process Scheduling: Basic concepts, Scheduling criteria, Scheduling algorithms, Multiple processor scheduling, Thread scheduling, Examples. Inter-process Communication: Race conditions, Critical Regions, Mutual exclusion with busy

waiting, Sleep and wakeup, Semaphores, Mutexes, Monitors, Message passing, Barriers, Classical IPC Problems - Dining philosophers problem, Readers and writers problem.

### **UNIT - III Memory-Management Strategies, Virtual Memory Management**

Lecture 8Hrs

Memory-Management Strategies: Introduction, Swapping, Contiguous memory allocation, Paging, Segmentation, Examples. Virtual Memory Management: Introduction, Demand paging, Copy on-write, Page replacement, Frame allocation, Thrashing, Memory-mapped files, Kernel memory allocation, Examples.

### **UNIT - IV Deadlocks, File Systems**

Lecture 9Hrs

Deadlocks: Resources, Conditions for resource deadlocks, Ostrich algorithm, Deadlock detection And recovery, Deadlock avoidance, Deadlock prevention. File Systems: Files, Directories, File system implementation, management and optimization. Secondary-Storage Structure: Overview of disk structure, and attachment, Disk scheduling, RAID structure, Stable storage implementation.

### **UNIT - V System Protection, System Security**

Lecture 8Hrs

System Protection: Goals of protection, Principles and domain of protection, Access matrix, Access control, Revocation of access rights. System Security: Introduction, Program threats, System and network threats, Cryptography as a security, User authentication, implementing security defenses, firewalling to protect systems and networks, Computer security classification. Case Studies: Linux, Microsoft Windows.

#### **Textbooks:**

1. Silberschatz A, Galvin P B, and Gagne G, Operating System Concepts, 9th edition, Wiley, 2016.
2. Tanenbaum A S, Modern Operating Systems, 3rd edition, Pearson Education, 2008. (Topics: Inter-process Communication and File systems.)

#### **Reference Books:**

1. Tanenbaum A S, Woodhull A S, Operating Systems Design and Implementation, 3rd edition, PHI, 2006.
2. Dhamdhere D M, Operating Systems A Concept Based Approach, 3rd edition, Tata McGraw Hill, 2012.
3. Stallings W, Operating Systems -Internals and Design Principles, 6th edition, Pearson Education, 2009
4. Nutt G, Operating Systems, 3rd edition, Pearson Education, 2004

#### **Online Learning Resources:**

<https://nptel.ac.in/courses/106/106/106106144/>

<http://peterindia.net/OperatingSystems.html>

**III B.Tech – II Sem**

25ACS5606Tb	<b>MACHINE LEARNING (Open Elective-II)</b>	<b>L</b>	<b>T</b>	<b>P</b>	<b>C</b>
		<b>3</b>	<b>0</b>	<b>0</b>	<b>3</b>

**Course Objectives:** The objectives of the course are

- Define machine learning and its different types (supervised and unsupervised) and understand their applications.
- Apply supervised learning algorithms including decision trees and k-nearest neighbors (k-NN).
- Implement unsupervised learning techniques, such as K-means clustering.

**Course Outcomes:**

- CO1: Identify machine learning techniques suitable for a given problem. (L3)
- CO2: Solve real-world problems using various machine learning techniques. (L3)
- CO3: Apply Dimensionality reduction techniques for data preprocessing. (L3)
- CO4: Explain what is learning and why it is essential in the design of intelligent machines. (L2)
- CO5: Evaluate Advanced learning models for language, vision, speech, decision making etc. (L5)

**UNIT-I: Introduction to Machine Learning:** Evolution of Machine Learning, Paradigms for ML, Learning by Rote, Learning by Induction, Reinforcement Learning, Types of Data, Matching, Stages in Machine Learning, Data Acquisition, Feature Engineering, Data Representation, Model Selection, Model Learning, Model Evaluation, Model Prediction, Search and Learning, Data Sets.

**UNIT-II: Nearest Neighbor-Based Models:** Introduction to Proximity Measures, Distance Measures, Non-Metric Similarity Functions, Proximity Between Binary Patterns, Different Classification Algorithms Based on the Distance Measures ,K-Nearest Neighbor Classifier, Radius Distance Nearest Neighbor Algorithm, KNN Regression, Performance of Classifiers, Performance of Regression Algorithms.

**UNIT-III: Models Based on Decision Trees:** Decision Trees for Classification, Impurity Measures, Properties, Regression Based on Decision Trees, Bias–Variance Trade-off, Random Forests for Classification and Regression.

**The Bayes Classifier:** Introduction to the Bayes Classifier, Bayes‘ Rule and Inference, The Bayes Classifier and its Optimality, Multi-Class Classification | Class Conditional Independence and Naive Bayes Classifier (NBC)

**UNIT-IV: Linear Discriminants for Machine Learning:** Introduction to Linear Discriminants, Linear Discriminants for Classification, Perceptron Classifier, Perceptron Learning Algorithm, Support Vector Machines, Linearly Non-Separable Case, Non-linear SVM, Kernel Trick,

Logistic Regression, Linear Regression, Multi-Layer Perceptrons (MLPs), Backpropagation for Training an MLP.

**UNIT-V: Clustering** : Introduction to Clustering, Partitioning of Data, Matrix Factorization | Clustering of Patterns, Divisive Clustering, Agglomerative Clustering, Partitional Clustering, K-Means Clustering, Soft Partitioning, Soft Clustering, Fuzzy C-Means Clustering, Rough Clustering, Rough K-Means Clustering Algorithm, Expectation Maximization-Based Clustering, Spectral Clustering.

**Textbooks:**

1.—Machine Learning Theory and Practice, M N Murthy, V S Ananthanarayana, Universities Press (India), 2024

**Reference Books:**

1.—Machine Learning, Tom M. Mitchell, McGraw-Hill Publication, 2017

2.—Machine Learning in Action, Peter Harrington, DreamTech

3.—Introduction to Data Mining, Pang-Ning Tan, Michel Stenbach, Vipin Kumar, 7th Edition, 2019.

**III B.Tech II Sem**

<b>L</b>	<b>T</b>	<b>P</b>	<b>C</b>
<b>3</b>	<b>0</b>	<b>0</b>	<b>3</b>

25AHS0606Ta

**OPTIMIZATION TECHNIQUES**

**(Open Elective -II)**

**Course Outcomes:**

**After successful completion of this course, the students should be able to:**

COs	Statements	Blooms level
CO1	Understand the meaning, purpose, tools of Operations Research and linear programming in solving practical problems in industry.	L2, L3
CO2	Interpret the transportation models' solutions and infer solutions to the real-world problems.	L3, L5
CO3	Develop mathematical skills to analyze and solve nonlinear programming models arising from a wide range of applications.	L3
CO4	Apply the concept of non-linear programming for solving the problems involving non-linear constraints and objectives	L2, L3
CO5	Apply the concept of unconstrained geometric programming for solving the problems involving non-linear constraints and objectives.	L3,L5

**Course Articulation Matrix:**

	PO1	PO2	PO3	PO4	PO5	PO6	PO7	PO8	PO9	PO10	PO11	PO12
CO1	3	3	2	2	-	-	-	-	-	-	-	1
CO2	3	2	2	2	-	-	-	-	-	-	-	1
CO3	3	2	2	1	-	-	-	-	-	-	-	1
CO4	2	2	2	1	-	-	-	-	-	-	-	1
CO5	3	3	2	1	-	-	-	-	-	-	-	1

1-Slightly, 2-Moderately, 3-Substantially.

**UNIT – I: Linear programming I**

**(08)**

Introduction, Applications of Linear Programming, Standard form of a Linear Programming Problem, Geometry of Linear Programming Problems, Basic Definitions in Linear Programming. Simplex Method, Simplex Algorithm and Two phase Simplex Method, Big-M method.

**UNIT – II Linear programming II: Duality in Linear Programming**

**(08)**

Symmetric Primal-Dual Relations, General Primal-Dual Relations, Duality Theorem, Dual Simplex Method, Transportation Problem and assignment problem, Complementary slackness Theorem

**UNIT – III Non-linear programming: Unconstrained optimization techniques**

**(08)**

Introduction: Classification of Unconstrained minimization methods,

**Direct Search Methods:** Random Search Methods: Descent Method and Fletcher Powell Method, Grid Search Method

**UNIT – IV Non-linear programming: Constrained optimization techniques (08)**

Introduction, Characteristics of a constrained problem, Random Search Methods, complex method, Sequential linear programming, Basic approach in methods of Feasible directions, Zoutendijk's method of feasible directions: direction finding problem, determination of step length, Termination criteria.

**UNIT-V Geometric Programming (08)**

**Unconstrained Minimization Problems:** solution of unconstrained geometric programming using differential calculus and arithmetic-geometric inequality.

**Constrained minimization Problems:** Solution of a constrained geometric programming problem, primal-dual programming in case of less-than inequalities, geometric programming with mixed inequality constraints.

**TEXT BOOK:**

1. Singiresu S Rao., Engineering Optimization: Theory and Practices, New Age Int. (P) Ltd. Publishers, New Delhi.
2. J. C. Panth, Introduction to Optimization Techniques, (7-e) Jain Brothers, New Delhi.

**REFERENCES:**

1. Harvey M. Wagner, Principles of Operation Research, Printice-Hall of India Pvt. Ltd. New Delhi.
2. Peressimi A.L., Sullivan F.E., Vhl, J. J. Mathematics of Non-linear Programming, Springer – Verlag.

Web Reference:

- [https://onlinecourses.nptel.ac.in/noc24\\_ee122/preview](https://onlinecourses.nptel.ac.in/noc24_ee122/preview)
- <https://archive.nptel.ac.in/courses/111/105/111105039/>
- [https://onlinecourses.nptel.ac.in/noc21\\_ce60/preview](https://onlinecourses.nptel.ac.in/noc21_ce60/preview)

25AHS0606Tb	<b>MATHEMATICAL FOUNDATION OF QUANTUM TECHNOLOGIES</b>	<b>L</b>	<b>T</b>	<b>P</b>	<b>C</b>
		<b>3</b>	<b>0</b>	<b>0</b>	<b>3</b>
<b>Open Elective – II</b>					

**Course Objectives:**

- To provide students with essential linear algebra foundations including vector spaces, inner products, and operators for quantum mechanical applications.
- To develop understanding of the transition from finite-dimensional systems to infinite-dimensional function spaces and Hilbert space concepts.
- To establish quantum mechanical formalism including measurement theory, uncertainty relations, and time evolution principles.
- To enable students to apply quantum mechanical principles to solve problems in simple quantum systems and understand statistical interpretation.
- To introduce advanced concepts in composite systems, measurement processes, and modern perspectives in quantum mechanics.

**Course Outcomes:**

After successful completion of this course, the students should be able to:

COs	Statements	Blooms level
CO1	Understand vector spaces, inner products, and linear operators with applications to quantum systems.	L1, L2 (Understand, Comprehend)
CO2	Apply linear algebra concepts to function spaces and analyze the transition from finite to infinite dimensional systems.	L3, L4 (Apply, Analyze)
CO3	Analyze quantum mechanical formalism including measurement theory, uncertainty relations, and time evolution.	L4 (Analyze)
CO4	Apply quantum mechanical principles to solve problems in simple quantum systems and evaluate statistical interpretations.	L3, L5 (Apply, Evaluate)
CO5	Evaluate advanced concepts in composite systems and synthesize understanding of measurement processes and modern quantum theory.	L5, L6 (Evaluate, Create)

**Course Articulation Matrix:**

	PO1	PO2	PO3	PO4	PO5	PO6	PO7	PO8	PO9	PO10	PO11	PO12
CO1	3	3	2	2	1	-	-	-	-	-	-	2
CO2	3	3	2	3	2	-	-	-	-	-	-	2
CO3	3	3	3	3	2	-	-	-	-	-	-	2
CO4	3	3	3	3	2	-	-	-	-	-	-	2
CO5	3	3	3	3	2	1	-	-	-	-	-	3

• **3** = Strong Mapping, **2** = Moderate Mapping, **1** = Slight Mapping, **-** = No Mapping

**UNIT I: Linear Algebra Foundation for Quantum Mechanics (10 hours)**

Vector spaces definition and examples ( $\mathbb{R}^2$ ,  $\mathbb{R}^3$ , function spaces), Inner products (dot product, orthogonality, normalization), Linear operators (matrices, eigenvalues, eigenvectors), Finite-dimensional examples ( $2 \times 2$  matrices, spin-1/2 systems), Dirac notation introduction ( $|\psi\rangle$ ,  $\langle \phi|$ ,  $\langle \phi|\psi\rangle$ ), Change of basis (transformations, unitary matrices).

**UNIT II: From Finite to Infinite Dimensions (08 hours)**

Function spaces ( $L^2$  space, square-integrable functions), Inner products for functions ( $\int \psi^* \phi dx$ ), Orthogonal function sets (Fourier series, basis functions), Introduction to Hilbert space concept (complete inner product spaces), Position and momentum representations (wave functions), Operators on functions ( $d/dx$ , multiplication by  $x$ ).

**UNIT III: Quantum Mechanical Formalism (08 hours)**

Mathematical formulation (states as vectors, observables as operators), Measurement theory (Born rule, expectation values, probabilities), Uncertainty relations (mathematical derivation from commutators), Time evolution (Schrödinger equation, unitary evolution).

**UNIT IV: Applications and Statistical Interpretation (06 hours)**

Simple applications (infinite square well, harmonic oscillator), Statistical interpretation (ensembles, pure vs mixed states), Measurement process (von Neumann measurement scheme).

**UNIT V: Advanced Topics (08 hours)**

Composite systems (tensor products basic introduction), Reversibility and irreversibility (unitary evolution vs measurement), Thermodynamic connections (equilibrium states, entropy), Modern perspectives (decoherence, measurement problem conceptual).

**Textbooks:**

1. David J. Griffiths, Darrell F. Schroeter, —Introduction to Quantum Mechanics, 3rd Edition, Cambridge University Press (2018).
2. R. Shankar, Principles of Quantum Mechanics, 2nd Edition, Kluwer Academy/Plenum Publishers (1994).

**Reference Books:**

1. George. F. Simmons, —Introduction to Topology and Modern Analysis, MedTech Science Press.
2. Gilbert Strang, Linear Algebra and Its Applications, 4th Edition, Cengage Learning (2006).
3. John von Neumann and Robert T Beyer, Mathematical Foundations of Quantum Mechanics, Princeton Univ. Press (1996).

**Web Resources**

1. <https://eclass.uoa.gr/modules/document/file.php/CHEM248/Griffiths%20-%20Introduction%20to%20Quantum%20Mechanics%203rd%20ed%202018.pdf>
2. <https://fisica.net/mecanica-quantica/Shankar%20-%20Principles%20of%20quantum%20mechanics.pdf>
3. [https://docs.google.com/presentation/d/1kLYwzPRsXqVIn\\_xS1pKON8Qq5SExxDUh/edit?slide=id.p1#slide=id.p1](https://docs.google.com/presentation/d/1kLYwzPRsXqVIn_xS1pKON8Qq5SExxDUh/edit?slide=id.p1#slide=id.p1)

**III B.Tech II Sem**

25AHS0606Tc	<b>PHYSICS OF ELECTRONIC MATERIALS AND DEVICES</b> (Common to all branches) Open Elective-II	Credits 3-0-0:3
-------------	--	--------------------

<b>Course Objectives</b>	
1	To make the students to understand the concept of crystal growth, defects in crystals and thin films.
2	To provide insight into various semiconducting materials and their properties.
3	To develop a strong foundation in semiconductor physics and device engineering.
4	To elucidate excitonic and luminescent processes in solid-state materials.
5	To understand the principles, technologies, and applications of modern display systems.

**UNIT-I Fundamentals of Materials Science****9H**

Introduction, Phase rule, Phase Diagram, Elementary idea of Nucleation and Growth, Methods of crystal growth. The basic idea of point, line, and planar defects. Concept of thin films, preparation of thin films, Deposition of thin film using sputtering methods (RF and glow discharge).

**UNIT II Semiconductors****9H**

Introduction, charge carriers in semiconductors, effective mass, Diffusion and drift, Diffusion and recombination, Diffusion length. The Fermi level & Fermi-Dirac distribution, Electron and Hole in quantum well, Change of electron-hole concentration- Qualitative analysis, Temperature dependency of carrier concentration, Conductivity and mobility, Effects of temperature and doping on mobility, High field effects.

**UNIT III Physics of Semiconductor Devices:****9H**

Introduction, Band structure, PN junctions and their typical characteristics under equilibrium and under bias, Heterojunctions, Transistors, MOSFETs.

**UNIT IV Excitons and Luminescence:****9H**

Luminescence: Different types of luminescence, basic definitions, Light emission in solids, Inter-band luminescence, Direct and indirect gap materials.

Photoluminescence : General Principles of photoluminescence, Excitation and relaxation, OLED, Quantum-dot.

Electro-luminescence : General Principles of electroluminescence, light emitting diode, diode laser.

**UNIT V Display devices :**

**9H**

LCD, three-dimensional display: Holographic display, light-field displays: Head-mounted display, MOEMS (Micro-Opto-Electro-Mechanical Systems) and MEMS displays.

**Textbooks:**

1. Principles of Electronic Materials and Devices-S.O. Kasap, McGraw-Hill Education (India) Pvt. Ltd.,4<sup>th</sup>edition, 2021.
2. Semiconductor physics & devices: basic principles, 4<sup>th</sup> Edition, McGraw-Hill, 2012.

**Reference Books:**

1. Solid State Electronic Devices -B.G. Streetman and S. Banerjee, PHI Learning,6th edition
2. Electronic Materials Science- Eugene A. Irene, Wiley, 2005
3. Electronic Components and Materials, Grover and Jamwal, DhanpatRai and Co., New Delhi., 2012.
4. An Introduction to Electronic Materials for Engineers-Wei Gao, Zhengwei Li, Nigel Sammes, World Scientific Publishing Co. Pvt. Ltd. 2nd Edition,2011

NPTEL course links:

<https://nptel.ac.in/courses/113/106/113106062/>

[https://onlinecourses.nptel.ac.in/noc20\\_ph24/preview](https://onlinecourses.nptel.ac.in/noc20_ph24/preview)

	Course Outcomes	Blooms Level
CO1	Understand crystal growth and thin film preparation	L1,L2
CO2	Summarize the basic concepts of semiconductors	L1,L2
CO3	Illustrate the working of various semiconductor devices	L1,L2, L3
CO4	Analyze various luminescent phenomena and the devices based on these concepts	L1,L2, L3
CO5	Explain the working of different display devices	L1,L2

**Course Articulation Matrix:**

	PO1	PO2	PO3	PO4	PO5	PO6	PO7	PO8	PO9	PO10	PO11	PO12
CO1	3	3	2	2	1							
CO2	3	3	2	1	1							
CO3	3	3	2	1	1							
CO4	3	2	1	1	-							
CO5	3	3	1	1	-							

1-Slightly, 2-Moderately,3-Substantially.

**III B.Tech –II Sem**

25AHS0606Td	<b>CHEMISTRY OF POLYMERS AND APPLICATIONS</b> (Common to all branches) Open Elective-II	Credits 3-0-0:3
<b>Course Objectives</b>		
1	To understand the basic principles of polymers	
2	To understand natural polymers and their applications.	
3	To impart knowledge to the students about synthetic polymers, their preparation and importance.	
4	To enumerate the applications of hydrogel polymers	
5	To enumerate applications of conducting and degradable polymers in engineering.	

<b>Course Outcomes</b>	
CO1	Classify the polymers, Explain polymerization mechanism, Differentiate addition, condensation polymerizations, Describe measurement of molecular weight of polymer
CO2	Describe the physical and chemical properties of natural polymers and Modified celluloses.
CO3	Differentiate Bulk, solution, Suspension and emulsion polymerization, Describe fibers and elastomers, Identify the thermosetting and thermo polymers.
CO4	Identify types of polymer networks, Describe methods involve in hydrogel preparation, Explain applications of hydrogels in drug delivery,
CO5	Explain classification and mechanism of conducting and degradable polymers.

**Mapping between Course Outcomes and Programme Outcomes**

	PO1	PO2	PO3	PO4	PO5	PO6	PO7	PO8	PO9	PO10	PO11	PO12
CO1												
CO2												
CO3												
CO4												
CO5												

**Unit – I: Polymers-Basics and Characterization:-**

Basic concepts: monomers, repeating units, degree of polymerization, linear, branched and network polymers, classification of polymers, Polymerization: addition, condensation, copolymerization and coordination polymerization. Average molecular weight concepts: number, weight and viscosity average molecular weights, polydispersity and molecular weight

distribution. Measurement of molecular weight: End group, viscosity, light scattering, osmotic and ultracentrifugation methods, analysis and testing of polymers.

### **Unit – II: Natural Polymers & Modified cellulotics**

Natural Polymers: Chemical & Physical structure, properties, source, important chemical modifications, applications of polymers such as cellulose, lignin, starch, rosin, shellac, latexes, vegetable oils and gums, proteins.

Modified cellulotics: Cellulose esters and ethers such as Ethyl cellulose, CMC, HPMC, cellulose acetals, Liquid crystalline polymers; specialty plastics- PES, PAES, PEEK, PEA.

### **Unit – III: Synthetic Polymers**

Addition and condensation polymerization processes– Bulk, Solution, Suspension and Emulsion polymerization. Preparation and significance, classification of polymers based on physical properties. Thermoplastics, Thermosetting plastics, Fibers and elastomers, General Applications. Preparation of Polymers based on different types of monomers, Olefin polymers(PE,PVC), Butadiene polymers(BUNA-S,BUNA-N), nylons, Urea-formaldehyde, phenol – formaldehyde, Melamine Epoxy and Ion exchange resins.

### **Unit-IV: Hydrogels of Polymer networks**

Definitions of Hydrogel, polymer networks, Types of polymer networks, Methods involved in hydrogel preparation, Classification, Properties of hydrogels, Applications of hydrogels in drug delivery.

### **Unit – V: Conducting and Degradable Polymers:**

**Conducting polymers:** Introduction, Classification, Mechanism of conduction in Poly Acetylene, Poly Aniline, Poly Thiophene, Doping,Applications.

**Degradable polymers:** Introduction, Classifications, Examples, Mechanism of degradation, poly lactic acid, Nylon-6, Polyesters, applications.

### **Text Books:**

1. A Text book of Polymer science, Billmayer
2. Polymer Chemistry – G.S.Mishra
3. Polymer Chemistry – Gowarikar

### **References Books:**

1. Organic polymer Chemistry, K.J.Saunders, Chapman and Hall
2. Advanced Organic Chemistry, B.Miller, Prentice Hall
3. Polymer Science and Technology by Premamoy Ghosh, 3rd edition, McGraw-Hill, 2010.

## III B.Tech –II Sem

25AHS0606Te	ACADEMIC WRITING AND PUBLIC SPEAKING (Common to All Branches of Engineering) OPEN ELECTIVE - II	L	T	P	C
		3	0	0	3
Course Objectives:					
<ul style="list-style-type: none"> <li>To encourage all round development of the students by focusing on writing skills</li> <li>To make the students aware of non-verbal skills</li> <li>To develop analytical skills</li> <li>To deliver effective public speeches</li> </ul>					
Course Outcomes (CO):					Blooms Level
By the end of the program students will be able to					
<ul style="list-style-type: none"> <li>Understand various elements of Academic Writing</li> <li>Identify sources and avoid plagiarism</li> <li>Demonstrate the knowledge in writing a Research paper</li> <li>Analyse different types of essays</li> <li>Assess the speeches of others and know the positive strengths of speakers</li> <li>Build confidence in giving an impactful presentation to the audience</li> </ul>					L1, L2 L1, L2 L3 L4 L5 L3
UNIT - I	Introduction to Academic Writing	Lecture Hrs			
Introduction to Academic Writing – Essential Features of Academic Writing – Courtesy – Clarity – Conciseness – Correctness – Coherence – Completeness – Types – Descriptive, Analytical, Persuasive, Critical writing					
UNIT - II	Academic Journal Article	Lecture Hrs			
Art of condensation- summarizing and paraphrasing - Abstract Writing, writing Project Proposal, writing application for internship, Technical/Research/Journal Paper Writing – Conference Paper writing - Editing, Proof Reading - Plagiarism					
UNIT - III	Essay & Writing Reviews	Lecture Hrs			
Compare and Contrast – Argumentative Essay – Exploratory Essay – Features and Analysis of Sample Essays – Writing Book Report, Summarizing, Book/film Review- SoP					
UNIT - IV	Public Speaking	Lecture Hrs			
Introduction, Nature, characteristics, significance of Public Speaking – Presentation – 4 Ps of Presentation – Stage Dynamics – Answering Strategies –Analysis of Impactful Speeches- Speeches for Academic events					
UNIT - V	Public Speaking and Non-Verbal Delivery	Lecture Hrs			
Body Language – Facial Expressions-Kinesics – Oculistics – Proxemics – Haptics – Chronemics -Paralanguage - Signs					
<b>Textbooks:</b>					
<ol style="list-style-type: none"> <li><i>Critical Thinking, Academic Writing and Presentation Skills</i>: MG University Edition Paperback – 1 January 2010 Pearson Education; First edition (1 January 2010)</li> <li>Pease, Allan &amp; Barbara. <i>The Definitive Book of Body Language</i> RHUS Publishers, 2016</li> </ol>					
<b>Reference Books:</b>					
<ol style="list-style-type: none"> <li>Alice Savage, Masoud Shafiei <i>Effective Academic Writing</i>, 2Ed., 2014 ytisrevinU drofxO .sserP</li> <li>Shalini Verma, <i>Body Language</i>, S Chand Publications 2011.</li> <li>Sanjay Kumar and Pushpalata, <i>Communication Skills 2E</i> 2015, Oxford.</li> </ol>					

4. Sharon Gerson, Steven Gerson, *Technical Communication Process and Product*, Pearson, New Delhi, 2014
5. *Elbow, Peter. Writing with Power. OUP USA, 1998*

Online Learning Resources:

1. <https://youtu.be/NNhTIT81nH8>
2. <https://www.youtube.com/watch?v=478ccrWKY-A>
3. <https://www.youtube.com/watch?v=nzGo5ZC1gMw>
4. <https://www.youtube.com/watch?v=Qve0ZBmJMh4>
5. <https://courses.lumenlearning.com/publicspeakingprinciples/chapter/chapter-12-nonverbal-aspects-of-delivery/>
6. [https://onlinecourses.nptel.ac.in/noc21\\_hs76/preview](https://onlinecourses.nptel.ac.in/noc21_hs76/preview)
7. <https://archive.nptel.ac.in/courses/109/107/109107172/#>
8. <https://archive.nptel.ac.in/courses/109/104/109104107/>

**IV B.Tech – I Semester**

Course Code	<b>BUILDING MATERIALS AND SERVICES (OPEN ELECTIVE – III)</b>	L	T	P	C
25ACE1704Ta		3	0	0	3

**Course Objectives:**

**The objectives of this course are to make the student :**

1. To understand the properties, classifications, and applications of building materials like stones, bricks, tiles, wood, aluminum, glass, paints, and plastics.
2. To analyze the composition, manufacturing process, and properties of cement and admixtures.
3. To apply knowledge of building components such as lintels, arches, walls, stairs, floors, roofs, foundations, and joinery.
4. To evaluate masonry, mortars, finishing techniques, and formwork systems.
5. To assess various building services including plumbing, ventilation, air conditioning, acoustics, and fire protection.

**Course Outcomes:**

**Upon successful completion of the course, students will be able to:**

1. Understand the properties, classifications, and applications of building materials like stones, bricks, tiles, wood, aluminum, glass, paints, and plastics.
2. Analyze the composition, manufacturing process, and properties of cement and admixtures.
3. Apply knowledge of building components such as lintels, arches, walls, stairs, floors, roofs, foundations, and joinery.
4. Evaluate masonry, mortars, finishing techniques, and formwork systems.
5. Assess various building services including plumbing, ventilation, air conditioning, acoustics, and fire protection.

**CO – PO Articulation Matrix**

Course Outcomes	PO 1	PO 2	PO 3	PO 4	PO 5	PO 6	PO 7	PO 8	PO 9	PO 10	PO 11	PO 12	PSO 1	PSO 2
CO -1	3	-	-	-	2	-	-	-	-	-	-	-	3	3
CO -2	3	3	-	-	2	-	-	-	-	-	-	2	3	3
CO -3	3	-	3	2	3	-	-	-	-	-	-	-	3	3
CO -4	-	-	3	3	3	-	2	-	-	-	-	-	3	3
CO -5	-	-	-	-	-	3	3	2	-	-	-	-	-	3

**UNIT – I**

Stones and Bricks, Tiles: Building Stones – Classifications and Quarrying – Properties – Structural Requirements – Dressing. Bricks – Composition of Brick Earth – Manufacture and Structural Requirements, Fly Ash, Ceramics. Timber, Aluminum, Glass, Paints and Plastics: Wood - Structure – Types and Properties – Seasoning – Defects; Alternate Materials for Timber – GI / Fibre – Reinforced Glass Bricks, Steel & Aluminum, Plastics.

**UNIT – II**

Cement & Admixtures: Types of Cement - Ingredients of Cement – Manufacture – Chemical Composition – Hydration - Field & Lab Tests – Fineness – Consistency – Initial & Final Setting – Soundness . Admixtures – Mineral & Chemical Admixtures – Uses

<b>UNIT – III</b>		
Building Components: Lintels, Arches, Walls, Vaults – Stair Cases – Types of Floors, Types of Roofs – Flat, Curved, Trussed; Foundations – Types; Damp Proof Course; Joinery – Doors – Windows – Materials – Types.		
<b>UNIT – IV</b>		
Mortars, Masonry and Finishing's Mortars: Lime and Cement Mortars Brick Masonry – Types – Bonds; Stone Masonry – Types; Composite Masonry – Brick-Stone Composite; Concrete, Reinforced Brick. Finishers: Plastering, Pointing, Painting, Claddings – Types – Tiles – ACP. Form Work: Types: Requirements – Standards – Scaffolding – Design; Shoring, Underpinning.		
<b>UNIT – V</b>		
Building Services: Plumbing Services: Water Distribution, Sanitary – Lines & Fittings; Ventilations: Functional Requirements Systems of Ventilations. Air-Conditioning - Essentials and Types; Acoustics – Characteristic – Absorption – Acoustic Design; Fire Protection – Fire Hazards – Classification of Fire Resistant Materials and Constructions.		
<b>TEXT BOOKS:</b>		
<ol style="list-style-type: none"> <li>1. Building Materials and Construction – Arora &amp; Bindra, Dhanpat Roy Publications.</li> <li>2. Building Materials and Construction by G C Sahu, Joygopal Jena McGraw hill Pvt Ltd 2015.</li> </ol>		
<b>REFERENCE BOOKS:</b>		
<ol style="list-style-type: none"> <li>1. Building Construction by B. C. Punmia, Ashok Kumar Jain and Arun Kumar Jain - Laxmi Publications (P) Ltd., New Delh</li> <li>2. P. C. Varghese, Building Materials, Prentice Hall of India, 2015.</li> <li>3. N. Subramanian, 'Building Materials Testing and Sustainability', Oxford Higher Education, 2019.</li> <li>4. R. Chudley, Construction Technology, Longman Publishing Group, 1973.</li> <li>5. S. K. Duggal, Building Materials, Oxford &amp; IBH Publishing Co. Ltd., New Delhi, 2019</li> </ol>		
<b>Online Learning Resources:</b>		
<a href="https://archive.nptel.ac.in/courses/105/102/105102088/">https://archive.nptel.ac.in/courses/105/102/105102088/</a>		

**IV B.Tech – I Semester**

Course Code	<b>ENVIRONMENTAL IMPACT ASSESSMENT (OPEN ELECTIVE – III)</b>	L	T	P	C
25ACE1704Tb		3	0	0	3

**Course Objectives:**

The objectives of this course are to make the student to:

1. Understand the principles, methodologies, and significance of Environmental Impact Assessment (EIA).
2. Analyze the impact of developmental activities on land use, soil, and water resources.
3. Evaluate the impact of development on vegetation, wildlife, and assess environmental risks.
4. Develop environmental audit procedures and assess compliance with environmental regulations.
5. Understand and apply environmental acts, notifications, and legal frameworks in EIA studies.

**Course Outcomes (COs):**

Upon successful completion of the course, students will be able to:

1. Apply various methodologies for conducting Environmental Impact Assessments.
2. Analyze the impact of land-use changes on soil, water, and air quality.
3. Evaluate the environmental impact on vegetation, wildlife, and conduct risk assessments.
4. Develop environmental audit reports and assess compliance with environmental policies.
5. Interpret and apply environmental acts and regulations related to EIA.

**CO – PO Articulation Matrix**

Course Outcomes	PO 1	PO 2	PO 3	PO 4	PO 5	PO 6	PO 7	PO 8	PO 9	PO 10	PO 11	PO 12	PSO 1	PSO 2
CO -1	3	2	2	2	2	3	-	-	-	-	-	1	2	2
CO -2	3	3	3	2	2	3	-	-	-	-	-	1	3	2
CO -3	3	3	3	2	2	3	3	-	-	-	-	1	3	3
CO -4	3	3	3	3	2	3	3	-	-	-	-	1	3	3
CO -5	2	2	2	2	2	3	3	3	-	-	-	1	2	2

**UNIT – I****Concepts and methodologies of EIA**

Initial Environmental Examination, Elements of EIA, - Factors Affecting E-I-A Impact Evaluation and Analysis, Preparation of Environmental Base Map, Classification of Environmental Parameters- Criteria for The Selection of EIA Methodology, E I A Methods, Ad-Hoc Methods, Matrix Methods, Network Method Environmental Media Quality Index Method, Overlay Methods and Cost/Benefit Analysis.

**UNIT – II****Impact of Developmental Activities and Land Use**

Introduction and Methodology for The Assessment of Soil and Ground Water, Delineation of Study Area, Identification of Actives. Procurement of Relevant Soil Quality, Impact Prediction, Assessment of Impact Significance, Identification and Incorporation of Mitigation Measures. E I A in Surface Water, Air and Biological Environment: Methodology for The Assessment of Impacts On Surface Water Environment, Air Pollution Sources, Generalized Approach for Assessment of Air Pollution Impact.

<b>UNIT – III</b>		
<b>Assessment of Impact On Vegetation, Wildlife and Risk Assessment</b> Introduction - Assessment of Impact of Development Activities On Vegetation and Wildlife, Environmental Impact of Deforestation – Causes and Effects of Deforestation - Risk Assessment and Treatment of Uncertainty-Key Stages in Performing An Environmental Risk Assessment- Advantages of Environmental Risk Assessment.		
<b>UNIT – IV</b>		
<b>Environmental Audit</b> Introduction - Environmental Audit & Environmental Legislation Objectives of Environmental Audit, Types of Environmental Audit, Audit Protocol, Stages of Environmental Audit, Onsite Activities, Evaluation of Audit Data and Preparation of Audit Report		
<b>UNIT – V</b>		
<b>Environmental Acts and Notifications</b> The Environmental Protection Act, The Water Preservation Act, The Air (Prevention & Control of Pollution Act), Wild Life Act - Provisions in The EIA Notification, Procedure for Environmental Clearance, Procedure for Conducting Environmental Impact Assessment Report-Evaluation of EIA Report. Environmental Legislation Objectives, Evaluation of Audit Data and Preparation of Audit Report. Post Audit Activities, Concept of ISO and ISO 14000.		
<b>TEXT BOOKS:</b>		
<ol style="list-style-type: none"> <li>1. Environmental Impact Assessment Methodologies, by Y. Anjaneyulu, B. S. Publication, Hyderabad 2<sup>nd</sup> edition 2011</li> <li>2. Environmental Impact Assessment, by Canter Larry W., McGraw-Hill education Edi (1996)</li> </ol>		
<b>REFERENCE BOOKS:</b>		
<ol style="list-style-type: none"> <li>1. Environmental Engineering, by Peavy, H. S, Rowe, D. R, Tchobanoglous, G. McGraw Hill International Editions, New York 1985.</li> <li>2. Environmental Science and Engineering, by Suresh K. Dhaneja, S.K., Katania &amp; Sons Publication, New Delhi</li> <li>3. Environmental Science and Engineering, by J. Glynn and Gary W. Hein Ke, Prentice Hall Publishers.</li> <li>4. Environmental Pollution and Control, by H. S. Bhatia, Galgotia Publication (P) Ltd, Delhi</li> </ol>		
<b>Online Learning Resources:</b>		
<a href="https://archive.nptel.ac.in/courses/124/107/124107160/">https://archive.nptel.ac.in/courses/124/107/124107160/</a>		

**IV B.Tech I Sem**

**L – T – P – C**

**3 – 0 – 0 – 3**

**25AEE2704T**

**SMART GRID TECHNOLOGIES**

**(Open Elective- III)**

Course Outcomes:

CO1: Understanding the Concept and Evolution of Smart Grids. L2

CO2: Analyzing Wide Area Monitoring System and Synchrophasor Technology. L4

CO3: Applying Smart Metering and Advanced Metering Infrastructure (AMI) Concepts. L3

CO4: Evaluating Information and Communication Technology (ICT) Systems in Smart Grids. L5

CO5: Designing Smart Grid Applications and Cybersecurity Measures. L6

### **UNIT I Introduction to Smart Grid :**

Evolution of Electric Grid – Need for Smart Grid – Difference between conventional & smart grid – Overview of enabling technologies – International experience in Smart Grid deployment efforts – Smart Grid road map for India – Smart Grid Architecture.

### **UNIT II Wide Area Monitoring System :**

Fundamentals of Synchro phasor Technology – concept and benefits of Wide Area Monitoring System – Structure and functions of Phasor Measuring Unit (PMU) and Phasor Data Concentrator (PDC) – Road Map for Synchrophasor applications (NAPSI) – Operational experience and Blackout analysis using PMU - Case study on PMU.

### **UNIT III Smart Meters:**

Features and functions of Smart Meters – Functional specification – category of Smart Meters – Automatic Meter Reading (AMR) and Advanced Metering Infrastructure (AMI) drivers and benefits – AMI protocol – Demand Side Integration: Peak load, Outage and Power Quality management.

### **UNIT IV Information and Communication Technology:**

Overview of Smart Grid Communication system – Modulation and Demodulation Techniques: Radio Communication – Mobile Communication – Power Line Communication – Optical Fibre Communication – Communication Protocol for Smart Grid.

### **UNIT V Smart Grid Applications and Cyber Security:**

Applications : Overview and concept of Renewable Integration – Introduction to distributed generation - Role of Protective Relaying in Smart Grid – House Area Network – Advanced Energy Storage Technology: Flow battery – Fuel cell – SMES – Super capacitors – Plug – in

Hybrid electric Vehicles - Cyber Security: Security issues in DG, Distribution Automation, AMI, Electric Vehicle Management Systems – Approach to assessment of smart grid cyber security risks – Methodologies. Cyber Security requirements – Smart Grid Information Model.

TEXT BOOKS:

1. James Momoh, "SMART GRID : Fundamentals of Design and Analysis", John Wiley and Sons, New York, 2012.
2. Janaka Ekanayake, Nick Jenkins, Kithsiri Liyanage, Jianzhong Wu, Akihiko Yokoyama, "Smart Grid: Technology and Applications", John Wiley & Sons, New Jersey, 2012.

REFERENCES:

1. Power Grid Corporation of India Limited, "Smart Grid Primer", 1st Edition, Power Grid Corporation of India Limited, Bangalore, India, 2013.
2. Fereidoon.P.Sioshansi, "Smart Grid – Integrating Renewable, Distributed and Efficient Energy", 1st Edition, Academic Press, USA, 2011.
3. Stuart Borlase, "Smart Grids: Infrastructure, Technology and Solutions", 1st Edition, CRC Press Publication, England, 2013.
4. Phadke A G, Thorp J S, "Synchronized Phasor Measurements and Their Applications", 1st Edition, Springer, Newyork, 2012.

IV B.Tech I Sem

L – T – P – C

3 – 0 – 0 – 3

25AME3704T

3D PRINTING TECHNOLOGIES

(Open Elective-III)

<b>Course objectives:</b> The objectives of the course are to	
1	<b>Understand</b> the fundamental concepts of prototyping and distinguish between traditional and rapid prototyping methods.
2	<b>Demonstrate</b> the working principles, materials, and applications of solid-, liquid-, and powder-based RP systems.
3	<b>Define</b> the processes and classifications of rapid tooling and reverse engineering techniques.
4	<b>Identify</b> common errors in 3D printing and evaluate pre-processing, processing, and post-processing issues.
5	<b>Familiarize</b> RP-related software and its role in applications such as design, manufacturing, and medical fields.

<b>Course Outcomes:</b> On successful completion of the course, the student will be able to,		
1	Define and explain the evolution and need for rapid prototyping in modern product development.	L1,L2,L6
2	Compare and contrast various 3D printing technologies based on working principles, materials, and limitations.	L2,L4
3	Apply knowledge of rapid tooling and reverse engineering techniques for industrial and design applications.	L3,L5,L6
4	Diagnose and interpret different types of errors encountered in 3D printing processes and recommend solutions.	L2,L3,L5
5	Use RP-specific software tools to manipulate STL files and prepare models for printing in real-world scenarios.	L1,L3,L6

**UNIT I Introduction to 3D Printing**

Introduction to Prototyping, Traditional Prototyping Vs. Rapid Prototyping (RP), Need for time compression in product development, Usage of RP parts, Generic RP process, Distinction between RP and CNC, other related technologies, Classification of RP.

**UNIT II Solid and Liquid Based RP Systems**

Working Principle, Materials, Advantages, Limitations and Applications of Fusion Deposition Modelling (FDM), Laminated Object Manufacturing (LOM), Stereo lithography (SLA), Direct Light Projection System (DLP) and Solid Ground Curing (SGC).

**UNIT III Powder Based & Other RP Systems**

Powder Based RP Systems: Working Principle, Materials, Advantages, Limitations and Applications of Selective Laser Sintering (SLS), Direct Metal Laser Sintering (DMLS), Laser Engineered Net Shaping (LENS) and Electron Beam Melting (EBM).

Other RP Systems: Working Principle, Materials, Advantages, Limitations and Applications of Three Dimensional Printing (3DP), Ballistic Particle Manufacturing (BPM) and Shape Deposition Manufacturing (SDM).

**UNIT IV Rapid Tooling & Reverse Engineering**

Rapid Tooling: Conventional Tooling Vs. Rapid Tooling, Classification of Rapid Tooling, Direct and

Indirect Tooling Methods, Soft and Hard Tooling methods.

Reverse Engineering (RE): Meaning, Use, RE – The Generic Process, Phases of RE Scanning, Contact Scanners and Noncontact Scanners, Point Processing, Application Geometric Model, Development

## UNIT V

### Errors in 3D Printing and Applications:

Pre-processing, processing and post-processing errors, Part building errors in SLA, SLS, etc. Software: Need for software, MIMICS, Magics, SurgiGuide, 3-matic, 3D-Doctor, Simplant, Velocity2, VoXim, Solid View, 3DView, etc., software, Preparation of CAD models, Problems with STL files, STL file manipulation, RP data formats: SLC, CLI, RPI, LEAF, IGES, HP/GL, CT, STEP. Applications: Design, Engineering Analysis and planning applications, Rapid Tooling, Reverse Engineering, Medical Applications of RP.

### Textbooks:

1. Chee Kai Chua and Kah Fai Leong, —3D Printing and Additive Manufacturing Principles and Applications 5/e, World Scientific Publications, 2017.
2. Ian Gibson, David W Rosen, Brent Stucker, —Additive Manufacturing Technologies: 3D Printing, Rapid Prototyping, and Direct Digital Manufacturing, Springer, 2/e, 2010.

### Reference Books:

1. Frank W.Liou, —Rapid Prototyping & Engineering Applications, CRC Press, Taylor & Francis Group, 2011.
2. Rafiq Noorani, —Rapid Prototyping: Principles and Applications in Manufacturing, John Wiley&Sons, 2006.

### Online Learning Resources:

- NPTEL Course on Rapid Manufacturing.
- <https://nptel.ac.in/courses/112/104/112104265/>
- <https://www.hubs.com/knowledge-base/introduction-fdm-3d-printing/>
- <https://slideplayer.com/slide/6927137/>
- <https://www.mdpi.com/2073-4360/12/6/1334>
- <https://www.centropiaggio.unipi.it/sites/default/files/course/material/2013-11-29%20-%20FDM.pdf>
- <https://lecturenotes.in/subject/197>
- [https://www.cet.edu.in/noticefiles/258\\_Lecture%20Notes%20on%20RP-ilovepdfcompressed.pdf](https://www.cet.edu.in/noticefiles/258_Lecture%20Notes%20on%20RP-ilovepdfcompressed.pdf)
- [https://www.vssut.ac.in/lecture\\_notes/lecture1517967201.pdf](https://www.vssut.ac.in/lecture_notes/lecture1517967201.pdf)
- <https://www.youtube.com/watch?v=NkC8TNts4B4>.

IV B.Tech I Sem

L – T – P – C

3 – 0 – 0 – 3

23A04503T      MICROPROCESSORS AND MICROCONTROLLERS

(Open Elective –III)

**Course Objectives:**

1. To comprehend the architecture, operation, and configurations of the 8086 microprocessors.
2. To get familiar with 8086 programming concepts, instruction set, and assembly language development tools.
3. To study the interfacing of 8086 with memory, peripherals, and controllers for various applications.
4. To learn the architecture, instruction set, and programming of the 8051 microcontrollers.
5. To understand microcontroller interfacing techniques, peripheral programming, and processor comparisons.

**Course Outcomes:**

**At the end of this course, the students will be able to**

1. Gain knowledge on the architecture, operation, and configurations of the 8086 microprocessors.
2. Get familiar with 8086 programming concepts, instruction set, and assembly language development tools.
3. Know the interfacing of 8086 with memory, peripherals, and controllers for various applications.
4. Learn the architecture, instruction set, and programming of the 8051 microcontrollers.
5. Understand microcontroller interfacing techniques, peripheral programming, and processor comparisons.

**UNIT I**

**8086 Architecture:** Main features, pin diagram/description, 8086 microprocessor family, internal architecture, bus interfacing unit, execution unit, interrupts and interrupt response, 8086 system timing, minimum mode and maximum mode configuration.

**UNIT II**

**8086 Programming:** Program development steps, instructions, addressing modes, assembler directives, writing simple programs with an assembler, assembly language program development tools.

**UNIT III**

**8086 Interfacing:** Semiconductor memories interfacing (RAM, ROM), Intel 8255 programmable peripheral interface, Interfacing switches and LEDs, Interfacing seven segment displays, software and hardware interrupt applications, Intel 8251 USART architecture and interfacing, Intel 8237a DMA controller, stepper motor, A/D and D/A converters, Intel 8259 programmable interrupt controllers.

**UNIT IV**

Microcontroller - Architecture of 8051 – Special Function Registers(SFRs) - I/O Pins Ports and Circuits - Instruction set - Addressing modes - Assembly language programming.

## **UNIT V**

Interfacing Microcontroller - Programming 8051 Timers - Serial Port Programming - Interrupts Programming – LCD & Keyboard Interfacing - ADC, DAC & Sensor Interfacing - External Memory Interface- Stepper Motor and Waveform generation - Comparison of Microprocessor, Microcontroller, PIC and ARM processors

### **Textbooks:**

1. Microprocessors and Interfacing – Programming and Hardware by Douglas V Hall, SSSP Rao, Tata McGraw Hill Education Private Limited, 3rdEdition,1994.
2. K M Bhurchandi, A K Ray, Advanced Microprocessors and Peripherals, 3<sup>rd</sup> edition, McGraw Hill Education, 2017.
3. Raj Kamal, Microcontrollers: Architecture, Programming, Interfacing and System Design, 2<sup>nd</sup> edition, Pearson, 2012.

### **References:**

1. Ramesh S Gaonkar, Microprocessor Architecture Programming and Applications with the 8085, 6<sup>th</sup> edition, Penram International Publishing, 2013.
2. Kenneth J. Ayala, The 8051 Microcontroller, 3<sup>rd</sup> edition, Cengage Learning, 2004.

**IV B.Tech-I Sem**

25ACS5704Ta	<b>DATA BASE MANAGEMENT SYSTEM</b> <b>(Open Elective-III)</b>	<b>L</b>	<b>T</b>	<b>P</b>	<b>C</b>
		<b>3</b>	<b>0</b>	<b>0</b>	<b>3</b>

**Course Objectives:** The main objective of the course is to

- Introduce database management systems and to give a good formal foundation on the relational model of data and usage of Relational Algebra
- Introduce the concepts of basic SQL as a universal Database language
- Demonstrate the principles behind systematic database design approaches by covering conceptual design, logical design through normalization
- Provide an overview of physical design of a database system, by discussing Database indexing techniques and storage techniques

**Course Outcomes:** After completion of the course, students will be able to

- Understand the basic concepts of database management systems (L2)
- Analyze a given database application scenario to use ER model for conceptual design of the database (L4)
- Utilize SQL proficiently to address diverse query challenges (L3).
- Employ normalization methods to enhance database structure (L3)
- Assess and implement transaction processing, concurrency control and database recovery protocols in databases. (L4)

**UNIT I: Introduction:** Database system, Characteristics (Database Vs File System), Database Users, Advantages of Database systems, Database applications. Brief introduction of different Data Models; Concepts of Schema, Instance and data independence; Three tier schema architecture for data independence; Database system structure, environment, Centralized and Client Server architecture for the database.

**Entity Relationship Model:** Introduction, Representation of entities, attributes, entity set, relationship, relationship set, constraints, sub classes, super class, inheritance, specialization, generalization using ER Diagrams.

**Unit II: Relational Model:** Introduction to relational model, concepts of domain, attribute, tuple, relation, importance of null values, constraints (Domain, Key constraints, integrity constraints) and their importance, Relational Algebra, Relational Calculus. BASIC SQL: Simple Database schema, data types, table definitions (create, alter), different DML operations (insert, delete, update).

**UNIT III: SQL:** Basic SQL querying (select and project) using where clause, arithmetic & logical operations, SQL functions(Date and Time, Numeric, String conversion).Creating tables with relationship, implementation of key and integrity constraints, nested queries, sub queries, grouping, aggregation, ordering, implementation of different types of joins, view(updatable and non-updatable), relational set operations.

**UNIT IV: Schema Refinement (Normalization):** Purpose of Normalization or schema refinement, concept of functional dependency, normal forms based on functional dependency Lossless join and dependency preserving decomposition, (1NF, 2NF and 3 NF), concept of surrogate key, Boyce-Codd normal form(BCNF), MVD, Fourth normal form(4NF), Fifth Normal Form (5NF).

**UNIT V: Transaction Concept:** Transaction State, ACID properties, Concurrent Executions, Serializability, Recoverability, Implementation of Isolation, Testing for Serializability, lock based, time stamp based, optimistic, concurrency protocols, Deadlocks, Failure Classification, Storage, Recovery and Atomicity, Recovery algorithm.

**Introduction to Indexing Techniques:** B+ Trees, operations on B+Trees, Hash Based Indexing:

**Textbooks:**

1. Database Management Systems, 3<sup>rd</sup> edition, Raghurama Krishnan, Johannes Gehrke, TMH (For Chapters 2, 3, 4)
2. Database System Concepts, 5<sup>th</sup> edition, Silberschatz, Korth, Sudarsan, TMH (For Chapter 1 and Chapter 5)

**Reference Books:**

1. Introduction to Database Systems, 8<sup>th</sup> edition, C J Date, Pearson.
2. Database Management System, 6<sup>th</sup> edition, RamezElmasri, Shamkant B. Navathe, Pearson
3. Database Principles Fundamentals of Design Implementation and Management, Corlos Coronel, Steven Morris, Peter Robb, Cengage Learning.

**Web-Resources:**

1. <https://nptel.ac.in/courses/106/105/106105175/>
2. [https://infyspringboard.onwingspan.com/web/en/app/toc/lex\\_auth\\_012758066672820224\\_56\\_shared/overview](https://infyspringboard.onwingspan.com/web/en/app/toc/lex_auth_012758066672820224_56_shared/overview)

**IV B.Tech-I Sem**

25ACS5704Tb	<b>INTRODUCTION TO CYBER SECURITY</b> <b>(Open Elective-III)</b>	<b>L</b>	<b>T</b>	<b>P</b>	<b>C</b>
		<b>3</b>	<b>0</b>	<b>0</b>	<b>3</b>

**Course Objectives:**

1. To introduce the concept of cybercrime and its impact on information security, and provide an overview of cybercriminal behavior and various classifications of cybercrimes.
2. To explore the methodologies used by cybercriminals to plan and execute attacks, including techniques like social engineering, botnets, and cloud-related threats.
3. To understand the security risks associated with mobile and wireless devices, and examine countermeasures for securing mobile computing in organizational environments.
4. To familiarize students with the tools and techniques used in committing cybercrimes, such as phishing, malware, DoS/DDoS attacks, and code-based exploits.
5. To analyze the implications of cybercrime for organizations, including the cost of cyber attacks, intellectual property issues, and challenges posed by social computing and web-based threats.

**Course Outcomes:**

After completion of the course, students will be able to

1. Understand the fundamentals of cybercrime and information security, and explain the legal and global perspectives, especially with reference to Indian IT Act 2000.
2. Analyze how cybercriminals plan and execute cyber offenses using techniques like social engineering, cyber stalking, and botnets, including threats posed by cloud computing.
3. Evaluate the security challenges of mobile and wireless devices and formulate measures to secure mobile environments within an organization.
4. Identify and explain various cyber attack tools and methods such as phishing, keyloggers, Trojans, and SQL injection used in committing cybercrimes.
5. Assess the organizational implications of cybercrimes, including IPR issues, social media risks, and formulate strategies to mitigate security and privacy challenges.

**UNIT I Introduction to Cybercrime**

Introduction, Cybercrime, and Information Security, Who are Cybercriminals, Classifications of Cybercrimes, And Cybercrime: The legal Perspectives and Indian Perspective, Cybercrime and the Indian ITA 2000, A Global Perspective on Cybercrimes.

**UNIT II Cyber Offenses: How Criminals Plan Them**

Introduction, How Criminals plan the Attacks, Social Engineering, Cyber stalking, Cyber cafe and Cybercrimes, Botnets: The Fuel for Cybercrime, Attack Vector, Cloud Computing

**UNIT III Cybercrime: Mobile and Wireless Devices**

Introduction, Proliferation of Mobile and Wireless Devices, Trends in Mobility, Credit card Frauds in Mobile and Wireless Computing Era, Security Challenges Posed by Mobile Devices,

Registry Settings for Mobile Devices, Authentication service Security, Attacks on Mobile/Cell Phones,

Mobile Devices:

Security Implications for Organizations, Organizational Measures for Handling Mobile, Organizational Security Policies and Measures in Mobile Computing Era, Laptops.

#### **UNIT IV Tools and Methods Used in Cybercrime**

Introduction, Proxy Servers and Anonymizers, Phishing, Password Cracking, Keyloggers and Spywares, Virus and Worms, Trojan Horse and Backdoors, Steganography, DoS and DDoS attacks, SQL Injection, Buffer Overflow.

#### **UNIT V Cyber Security: Organizational Implications**

Introduction, Cost of Cybercrimes and IPR issues, Web threats for Organizations, Security and Privacy Implications, Social media marketing: Security Risks and Perils for Organizations, Social Computing and the associated challenges for Organizations.

#### **Textbooks:**

1. Cyber Security: Understanding Cyber Crimes, Computer Forensics and Legal Perspectives, Nina Godbole and Sunil Belapure, Wiley INDIA.

#### **Reference Books:**

1. Cyber Security Essentials, James Graham, Richard Howard and Ryan Otson, CRC Press.
2. Introduction to Cyber Security, Chwan-Hwa(john) Wu, J. David Irwin. CRC Press T&F Group

#### **Online Learning Resources:**

<http://nptel.ac.in/courses/106105031/40>

<http://nptel.ac.in/courses/106105031/39>

<http://nptel.ac.in/courses/106105031/38>

**IV B.Tech I Sem**

<b>L</b>	<b>T</b>	<b>P</b>	<b>C</b>
<b>3</b>	<b>0</b>	<b>0</b>	<b>3</b>

**25AHS0704Ta WAVELET TRANSFORMS AND ITS APPLICATIONS  
(Open Elective-III)**

**Course Outcomes:**

**After successful completion of this course, the students should be able to:**

COs	Statements	Blooms level
CO1	Understand wavelets and wavelet basis and characterize continuous and discrete wavelet transforms	L2, L3
CO2	Illustrate the multi resolution analysis and scaling functions	L3, L5
CO3	Implement discrete wavelet transforms with multirate digital filters	L3
CO4	Understand multi resolution analysis and identify various wavelets and evaluate their time- frequency resolution properties.	L2, L3
CO5	Design certain classes of wavelets to specification and justify the basis of the application of wavelet transforms to different fields	L3,L5

**Course Articulation Matrix:**

	PO1	PO2	PO3	PO4	PO5	PO6	PO7	PO8	PO9	PO10	PO11	PO12
CO1	3	3	2	2	-	-	-	-	-	-	-	1
CO2	3	2	2	2	-	-	-	-	-	-	-	1
CO3	3	2	2	1	-	-	-	-	-	-	-	1
CO4	2	2	2	1	-	-	-	-	-	-	-	1
CO5	3	3	2	1	-	-	-	-	-	-	-	1

1-Slightly, 2-Moderately, 3-Substantially.

**UNIT – I: Wavelets**

**(08)**

Wavelets and Wavelet Expansion Systems - Wavelet Expansion- Wavelet Transform- Wavelet System- More Specific Characteristics of Wavelet Systems -Haar Scaling Functions and Wavelets -effectiveness of Wavelet Analysis -The Discrete Wavelet Transform- The Discrete-Time and Continuous Wavelet Transforms.

**UNIT – II: A Multiresolution Formulation of Wavelet Systems**

**(08)**

Signal Spaces -The Scaling Function -Multiresolution Analysis - The Wavelet Functions - The Discrete Wavelet Transform- A Parseval's Theorem - Display of the Discrete Wavelet Transform and the Wavelet Expansion.

**UNIT – III Filter Banks and the Discrete Wavelet Transform**

**(08)**

Analysis - From Fine Scale to Coarse Scale- Filtering and Down-Sampling or Decimating -  
Synthesis - From Coarse Scale to Fine Scale -Filtering and Up-Sampling or Stretching - Input  
Coefficients - Lattices and Lifting - -Different Points of View.

**UNIT – IV Time-Frequency and Complexity (08)**

Multiresolution versus Time-Frequency Analysis- Periodic versus Nonperiodic Discrete Wavelet  
Transforms -The Discrete Wavelet Transform versus the Discrete-Time Wavelet Transform-  
Numerical Complexity of the Discrete Wavelet Transform.

**UNIT-V Bases and Matrix Examples (08)**

Bases, Orthogonal Bases, and Biorthogonal Bases -Matrix Examples - Fourier Series Example -  
Sine Expansion Example - Frames and Tight Frames - Matrix Examples -Sine Expansion as a  
Tight Frame Example.

**TEXT BOOK:**

1. C. Sidney Burrus, Ramesh A. Gopinath, —Introduction to Wavelets and Wavelets  
Transforms, Prentice Hall, (1997).
2. James S. Walker, —A Primer on Wavelets and their Scientific Applications, CRC Press,  
(1999)..

**REFERENCES:**

1. RaghuvveerRao, —Wavelet Transforms, Pearson Education, Asia
2. C. S. Burrus, Ramose and A. Gopinath, Introduction to Wavelets and Wavelet Transform,  
Prentice Hall Inc.
3. Lokenath Debnath and Firdous Ahmad Shah, Introduction to Wavelets and Wavelet  
Transform, Springer, 2nd Edition , 2015.

1. <http://users.rowan.edu/~polikar/WAVELETS/WTtutorial.html>

2. <http://www.wavelet.org/>

3. <http://www.math.hawaii.edu/~dave/Web/Amara's%20Wavelet%20Page.htm>

4. <https://jqichina.wordpress.com/wp-content/uploads/2012/02/ten-lectures-of-waveletsefbc88e5b08fe6b3a2e58d81e8aeb2efbc891.pdf>

**IV B.Tech I Sem**

25AHS0704Tb	<b>SMART MATERIALS AND DEVICES</b> (Common to all branches) <b>Open Elective-III</b>	Credits 3-0-0:3
-------------	--	--------------------

<b>Course Objectives</b>	
1	To provide exposure to smart materials and their engineering applications.
2	To impart knowledge on the basics and phenomenon behind the working of smart materials
3	To explain the properties exhibited by smart materials
4	To educate various techniques used to synthesize and characterize smart materials
5	To identify the required smart material for distinct applications/devices

**UNIT I Introduction to Smart Materials****9H**

Historical account of the discovery and development of smart materials, Shape memory materials, chromoactive materials, magnetorheological materials, photoactive materials, Polymers and polymer composites (Basics).

**UNIT II Properties of Smart Materials****9H**

Optical, Electrical, Dielectric, Piezoelectric, Ferroelectric, Pyroelectric and Magnetic properties of smart materials.

**UNIT III Synthesis of Smart Materials****9H**

Chemical route: Chemical vapour deposition, Sol-gel technique, Hydrothermal method, Mechanical alloying and Thin film deposition techniques: Chemical etching, Spray pyrolysis.

**UNIT IV Characterization Techniques****9H**

Powder X-ray diffraction, Raman spectroscopy (RS), UV-Visible spectroscopy, Scanning electron microscopy (SEM), Transmission electron microscopy (TEM), Atomic force microscopy (AFM).

**UNIT V Smart Materials based Devices****9H**

Devices based on smart materials: Shape memory alloys in robotic hands, piezoelectric based devices, MEMS and intelligent devices.

**Textbooks:**

1. YaserDahman, Nanotechnology and Functional Materials for Engineers-, Elsevier, 2017
2. E. Zschech,C. Whelan, T. Mikolajick, Materials for Information Technology: Devices, Interconnects and Packaging Springer-Verlag London Limited 2005.

**Reference Books:**

1. Gauenzi,P.,Smart Structures, Wiley, 2009.
2. MahmoodAliofkhazraei, Handbook of functional nanomaterials, Vol (1&2), Nova Publishers, 2014
3. **Handbook of Smart Materials, Technologies, and Devices: Applications of Industry,4.0**,Chaudhery MustansarHussain, Paolo Di Sia, Springer,2022.
4. **Fundamentals of Smart Materials**,Mohsen Shahinpoor, Royal Society of Chemistry, 2020

NPTTEL course link: [https://onlinecourses.nptel.ac.in/noc22\\_me17/preview](https://onlinecourses.nptel.ac.in/noc22_me17/preview)

	Course Outcomes	Blooms Level
CO1	Identify key discoveries that led to modern applications of shape memory materials, describe the two phases in shape memory alloys.	L1,L2, L3, L4
CO2	Describe how different external stimuli (light, electricity, heat, stress, and magnetism) influence smart material properties.	L1,L2, L3
CO3	Summarize various types of synthesis of smart materials	L1,L2, L3
CO4	Analyze various characterization techniques used for smart materials	L1,L2, L3
CO5	Interpret the importance of smart materials in various devices	L1,L2

**Course Articulation Matrix:**

	PO1	PO2	PO3	PO4	PO5	PO6	PO7	PO8	PO9	PO10	PO11	PO12
CO1	3	3	2	2	1							
CO2	3	3	2	1	1							
CO3	3	3	1	1	1							
CO4	3	2	1	1	1							
CO5	3	3	1	1	-							

1-Slightly, 2-Moderately, 3-Substantially.

25AHS0704Tc	<b>INTRODUCTON TO QUANTUM MECHANICS</b> <b>Open Elective – III</b>	<b>L</b>	<b>T</b>	<b>P</b>	<b>C</b>
		<b>3</b>	<b>0</b>	<b>0</b>	<b>3</b>

<b>COURSE OBJECTIVES</b>	
1	To understand the fundamental differences between classical and quantum mechanics.
2	To study wave-particle duality, uncertainty principle, and their implications.
3	To learn and apply Schrödinger equations to basic quantum systems.
4	To use operator formalism and mathematical tools in quantum mechanics.
5	To explore angular momentum, spin and their quantum mechanical representations.

#### UNIT- I: PRINCIPLES OF QUANTUM MECHANICS

Introduction: Limitations of classical Mechanics, Difficulties with classical theories of black body radiation and origin of quantum theory of radiation. Wave-particle duality: de Broglie wavelength, Heisenberg uncertainty principle. Schrödinger time independent and time dependent wave equation, Solution of the time dependent Schrödinger equation, Concept of stationary states, Physical significance of wave function ( $\psi$ ), Orthogonal, Normalized and Orthonormal functions

#### UNIT- II: ONE DIMENSIONAL PROBLEMS AND SOLUTIONS

Potential step – Reflection and Transmission at the interface. Potential well: Square well potential with rigid walls, Square well potential with finite walls. Potential barrier: Penetration of a potential barrier (tunneling effect). Periodic potential and Harmonic oscillator, Energy eigen functions and eigen values.

#### UNIT-III: OPERATOR FORMALISM

Operators, Operator Algebra, Eigen values and Eigen vectors, Postulates of quantum mechanics, Matrix representation of wave functions and linear operators.

#### UNIT- IV: MATHEMATICAL TOOLS FOR QUANTUM MECHANICS

The concept of row and column matrices, Matrix algebra, Hermitian operators – definition. Dirac's bra and ket notation, Expectation values, Heisenberg (operator) representation of harmonic oscillator, Ladder operators and their significance.

UNIT- V : ANGULAR MOMENTUM AND SPIN

Angular momentum operators: Definition. Eigen functions and Eigen values of AM operators. Matrix representation of angular momentum operators, System with spin half(1/2), Spin angular momentum, Pauli’s spin matrices. Clebsch-Gordon coefficients. Rigid Rotator: Eigen functions and Eigen values.

BOOKS FOR STUDY:

1. Quantum Mechanics. Vol 1, A. MessaiaNoth-Holland Pub. Co., Amsterdam,(1961).
2. A Text Book of Quantum Mechanics. P.M.Mathews and K.Venkatesam, Tata McGraw Hill, New Delhi,(1976).
3. Introduction to Quantum Mechanics. R.H.Dicke and J.P.Witke, Addison-Wisley Pub.Co.Inc.,London, (1960).
4. Quantum Mechanics. S.L.Gupta, V.Kumar, H.V.Sarama and R.C.Sharma, Jai PrakashNath& Co, Meerut, (1996).

REFERENCE BOOKS:

1. Quantum Mechanics. L.I. Schiff, McGraw Hill Book Co., Tokyo, (1968).
2. Introduction to Quantum Mechanics. Richard L. Liboff, Pearson Education Ltd (Fourth Edn.) 2003.

	CourseOutcomes After completing this course, students will be able to:	Blooms Level
CO1	Explain the key principles of quantum mechanics and wave-particle duality	L1, L2
CO2	Apply Schrödinger equations to solve one-dimensional quantum problems	L3, L4
CO3	Solve quantum mechanical problems using operator and matrix methods.	L2, L4
CO4	Evaluate quantum states using Dirac notation and expectation values.	L5
CO5	Analyze angular momentum and spin systems using Pauli matrices and operators.	L4, L5

NPTEL courses link :

4. <https://archive.nptel.ac.in/courses/115/101/115101107/>
5. <https://archive.nptel.ac.in/courses/122/106/122106034/>
6. <https://nptel.ac.in/courses/115106066>

CourseArticulationMatrix:

	PO1	PO2	PO3	PO4	PO5	PO6	PO7	PO8	PO9	PO10	PO11	PO12
CO1	3	3	2	2	2							
CO2	3	2	2	1	1							
CO3	3	3	2	1	1							
CO4	3	3	3	2	3							
CO5	3	3	1	1	1							

1-Slightly, 2-Moderately, 3-Substantially.



### **UNIT 1: PRINCIPLES AND CONCEPTS OF GREEN CHEMISTRY**

Introduction, Green chemistry Principles, sustainable development and green chemistry, E factor, atom economy, atom economic Reactions: Rearrangement and addition reactions and atom un-economic reactions: Substitution, elimination and Wittig reactions, Reducing Toxicity. Waste - problems and Prevention: Design for degradation, Polymer recycling

### **UNIT 2: CATALYSIS AND GREEN CHEMISTRY**

Introduction, Types of catalysis, Heterogeneous catalysis: Basics of Heterogeneous Catalysis, Zeolite and the Bulk Chemical Industry, Heterogeneous Catalysis in the Fine Chemical and Pharmaceutical Industries, Catalytic Converters, Homogeneous catalysis: Transition Metal Catalysts with Phosphine Ligands, Greener Lewis Acids, and Phase transfer catalysis, Bio-catalysis and Photo-catalysis with examples.

### **UNIT 3: GREEN SOLVENTS IN CHEMICAL SYNTHESIS**

Green Solvents: Concept, Tools and techniques for solvent selection, supercritical fluids: Super critical carbondioxide, super critical water, Polyethylene glycol (PEG), Ionic liquids, Recyling of green solvents.

### **UNIT 4: EMERGING GREENER TECHNOLOGIES**

Biomass as renewable resource, Energy: Energy from Biomass, Solar Power, Chemicals from Renewable Feedstock's, Chemicals from Fatty Acids, Polymers from Renewable Resources, Alternative Economies: The Syngas Economy, The Biorefinery, Design for energy efficiency, Mechanochemical synthesis.

### **UNIT 5: ALTERNATIVE GREENER METHODS**

Photochemical Reactions - Examples, Advantages and Challenges, Photoredox catalysis, single electron transfer reactions (SET), Examples of Photochemical Reactions, Microwave-assisted Reactions and Sonochemical reactions, examples and applications.

#### **Text Books :**

1. M. Lancaster, Green Chemistry An Introductory Text, Royal Society Of Chemistry, 2002.
2. Paul T. Anastas And John C. Warner, Green Chemistry Theory And Practice, 4<sup>th</sup> Edition, Oxford University Press, Usa

#### **References :**

1. Green Chemistry for Environmental Sustainability, First Edition, Sanjay K. Sharma and AckmezMudhoo, CRC Press, 2010.
2. Edited by AlvisePerosa and Maurizio Selva , Hand Book of Green chemistry Volume 8: Green Nanoscience, wiley-VCH, 2013.

## IV B.Tech I Sem

Course Code	EMPLOYABILITY SKILLS	L	T	P	C
25AHS0704Te	OPEN ELECTIVE-III	3	0	0	3
<b>Course Objectives:</b>					
<ul style="list-style-type: none"> <li>To encourage all round development of the students by focusing on productive skills</li> <li>To make the students aware of Goal setting and writing skills</li> <li>To enable them to know the importance of presentation skills in achieving desired goals.</li> <li>To help them develop organizational skills through group activities</li> </ul>					
To function effectively with heterogeneous teams					
<b>Course Outcomes (CO):</b>					
<b>Blooms Level</b>					
CO1: Understand the importance of goals and try to achieve them L1, L2					
CO2: Explain the significance of self-management L1, L2					
CO3: Apply the knowledge of writing skills in preparing eye-catching resumes L3					
CO4: Analyse various forms of Presentation skills L4					
CO5: Judge the group behaviour appropriately L5					
CO6: Develop skills required for employability. L3, L6					
UNIT - I	<b>Goal Setting and Self-Management</b>	Lecture Hrs			
Definition, importance, types of Goal Setting – SMART Goal Setting – Advantages-Motivation – Intrinsic and Extrinsic Motivation – Self-Management - Knowing about self – SWOC Analysis					
UNIT - II	<b>Writing Skills</b>	Lecture Hrs			
Definition, significance, types of writing skills – Resume writing Vs CV Writing - E-Mail writing, Cover Letters - E-Mail Etiquette -SoP (Statement of Purpose)					
UNIT - III	<b>Technical Presentation Skills</b>	Lecture Hrs			
Nature, meaning & significance of Presentation Skills – Planning, Preparation, Presentation, Stage Dynamics –Anxiety in Public speaking (Glossophobia)- PPT & Poster Presentation					
UNIT - IV	<b>Group Presentation Skills</b>	Lecture Hrs			
Body Language – Group Behaviour - Team Dynamics – Leadership Skills – Personality Manifestation- Group Discussion-Debate –Corporate Etiquette					
UNIT - V	<b>Job Cracking Skills</b>	Lecture Hrs			
Nature, characteristics, importance & types of Interviews – Job Interviews – Skills for success – Job searching skills - STAR method - FAQs- Answering Strategies – Mock Interviews					
<b>Textbooks:</b>					
1. Sabina Pillai, Agna Fernandez. <i>Soft Skills &amp; Employability Skills</i> ,2014.Cambridge Publisher.					
2. <a href="#">Alka Wadkar</a> . Life Skills for Success, Sage Publications, 2016.					
<b>Reference Books:</b>					
1. <a href="#">Gangadhar Joshi</a> . Campus to Corporate <i>Paperback</i> , Sage Publications. 2015					
2. <a href="#">Sherfield Montgomery Moody</a> ,Cornerstone Developing Soft Skills, Pearson Publications. 4 Ed. 2008					
3. Shikha Kapoor. <i>Personality Development and Soft Skills - Preparing for Tomorrow</i> .1 Edition, Wiley, 2017.					
4. M. Sen Gupta, <i>Skills for Employability</i> , Innovative Publication, 2019.					
5. Steve Duck and David T McMahan, <i>The Basics of Communication Skills A Relational Perspective</i> , Sage press, 2012.					
<b>Online Learning Resources:</b>					
1. <a href="https://youtu.be/gkLsn4ddmTs">https://youtu.be/gkLsn4ddmTs</a>					
2. <a href="https://youtu.be/2bf9K2rRWwo">https://youtu.be/2bf9K2rRWwo</a>					
3. <a href="https://youtu.be/FchfE3c2jzc">https://youtu.be/FchfE3c2jzc</a>					
4. <a href="https://youtu.be/xBaLgJZ0t6A?list=PLzf4HHlsQFwJZel_j2PUy0pwjVUgj7KIJ">https://youtu.be/xBaLgJZ0t6A?list=PLzf4HHlsQFwJZel_j2PUy0pwjVUgj7KIJ</a>					
5. <a href="https://www.youtube.com/c/skillopedia/videos">https://www.youtube.com/c/skillopedia/videos</a>					

6. [https://onlinecourses.nptel.ac.in/noc25\\_hs96/preview](https://onlinecourses.nptel.ac.in/noc25_hs96/preview)
7. [https://onlinecourses.nptel.ac.in/noc21\\_hs76/preview](https://onlinecourses.nptel.ac.in/noc21_hs76/preview)
8. <https://archive.nptel.ac.in/courses/109/107/109107172/#>
9. <https://archive.nptel.ac.in/courses/109/104/109104107/>

**IV B.Tech – I Semester**

Course Code	<b>GEO-SPATIAL TECHNOLOGIES (OPEN ELECTIVE – IV)</b>	L	T	P	C
25ACE1705Ta		3	0	0	3

**Course Objectives:**

**The objectives of this course are to make the student :**

1. To understand raster-based spatial analysis techniques, including query, overlay, and cost-distance analysis.
2. To analyze vector-based spatial analysis techniques such as topology, overlay, and proximity analysis.
3. To apply network analysis techniques for geocoding, shortest path analysis, and location-allocation problems.
4. To evaluate surface and geostatistical analysis methods, including terrain modeling, watershed analysis, and spatial interpolation.
5. To assess GIS customization, Web GIS, and mobile mapping techniques for real-world applications.

**Course Outcomes:**

Upon successful completion of the course, students will be able to:

1. Understand raster-based spatial analysis techniques, including query, overlay, and cost-distance analysis.
2. Analyze vector-based spatial analysis techniques such as topology, overlay, and proximity analysis.
3. Apply network analysis techniques for geocoding, shortest path analysis, and location-allocation problems.
4. Evaluate surface and geostatistical analysis methods, including terrain modeling, watershed analysis, and spatial interpolation.
5. Assess GIS customization, Web GIS, and mobile mapping techniques for real-world applications.

**CO – PO Articulation Matrix**

Course Outcomes	PO 1	PO 2	PO 3	PO 4	PO 5	PO 6	PO 7	PO 8	PO 9	PO 10	PO 11	PO 12	PSO 1	PSO 2
CO -1	3	-	-	-	2	-	-	-	-	-	-	-	3	3
CO -2	3	3	-	-	2	-	-	-	-	-	-	2	3	3
CO -3	3	-	3	2	3	-	-	-	-	-	-	-	3	3
CO -4	-	-	3	3	3	-	2	-	-	-	-	-	3	3
CO -5	-	-	-	-	3	3	3	2	-	-	-	-	3	3

**UNIT – I**

**RASTER ANALYSIS**

Raster Data Exploration: Query Analysis - Local Operations: Map Algebra, Reclassification, Logical and Arithmetic Overlay Operations—Neighborhood - Operations: Aggregation, Filtering – Extended Neighborhood-Operations- Zonal Operations - Statistical Analysis – Cost-Distance Analysis-Least Cost Path.

**UNIT – II**

<b>VECTOR ANALYSIS</b>		
Non-Topological Analysis: Attribute Database Query, Structured Query Language, Co-Ordinate Transformation, Summary Statistics, Calculation of Area, Perimeter and Distance – topological Analysis: Reclassification, Aggregation, Overlay Analysis: Point-In-Polygon, Line-In-Polygon, Polygon-On-Polygon: Clip, Erase, Identity, Union, Intersection – Proximity Analysis: Buffering		
<b>UNIT – III</b>		
<b>NETWORK ANALYSIS</b>		
Network – Introduction - Network Data Model – Elements of Network - Building A Network Database - Geocoding – Address Matching - Shortest Path in A Network – Time and Distance Based Shortest Path Analysis – Driving Directions – Closest Facility Analysis – Catchment / Service Area Analysis-Location-Allocation Analysis		
<b>UNIT – IV</b>		
<b>SURFACE and GEOSTATISTICAL ANALYSIS</b>		
Surface Data – Sources of X,Y, Z Data – DEM, TIN – Terrain Analysis – Slope, Aspect, Viewshed, Watershed Analysis: Watershed Boundary, Flow Direction, Flow Accumulation, Drainage Network, Spatial Interpolation: IDW, Spline, Kriging, Variogram.		
<b>UNIT – V</b>		
<b>CUSTOMISATION, WEB GIS, MOBILE MAPPING</b>		
Customisation of GIS: Need, Uses, Scripting Languages –Embedded Scripts – Use of Python Script - Web GIS: Web GIS Architecture, Advantages of Web GIS, Web Applications- Location Based Services: Emergency and Business Solutions - Big Data Analytics.		
<b>TEXT BOOKS:</b>		
<ol style="list-style-type: none"> <li>1. Kang – Tsung Chang, Introduction to Geographical Information System, 4th Ed., Tata McGraw Hill Edition, 2008.</li> <li>2. Lo, C.P. and Yeung, Albert K.W., Concepts and Techniques of Geographic Information Systems Prentice Hall, 2002.</li> </ol>		
<b>REFERENCE BOOKS:</b>		
<ol style="list-style-type: none"> <li>1. Michael N. Demers, Fundamentals of Geographic Information Systems, Wiley, 2009</li> <li>2. Ian Heywood, Sarah Cornelius, Steve Carver, Srinivasaraju, —An Introduction to Geographical Information Systems, Pearson Education, 2nd Edition, 2007.</li> <li>3. John Peter Wilson, The Handbook of Geographic Information Science, Blackwell Pub., 2008</li> </ol>		
<b>Online Learning Resources:</b>		
<a href="https://archive.nptel.ac.in/courses/105/105/105105202/">https://archive.nptel.ac.in/courses/105/105/105105202/</a> <a href="https://onlinecourses.nptel.ac.in/noc19_cs76/preview">https://onlinecourses.nptel.ac.in/noc19_cs76/preview</a>		

**IV B.Tech – I Semester**

Course Code	<b>SOLID WASTE MANAGEMENT (OPEN ELECTIVE – IV )</b>	L	T	P	C
25ACE1705Tb		3	0	0	3

**Course Objectives:**  
**The objectives of this course are to make the student :**

1. To understand the types, sources, and characteristics of solid waste, along with regulatory frameworks.
2. To analyze engineering systems for solid waste collection, storage, and transportation.
3. To apply resource and energy recovery techniques for sustainable solid waste management.
4. To evaluate landfill design, construction, and environmental impact mitigation strategies.
5. To assess hazardous waste management techniques, including biomedical and e-waste disposal.

**Course Outcomes:**

1. Understand the types, sources, and characteristics of solid waste, along with regulatory frameworks.
2. Analyze engineering systems for solid waste collection, storage, and transportation.
3. Apply resource and energy recovery techniques for sustainable solid waste management.
4. Evaluate landfill design, construction, and environmental impact mitigation strategies.
5. Assess hazardous waste management techniques, including biomedical and e-waste

**CO – PO Articulation Matrix**

Course Outcomes	PO 1	PO 2	PO 3	PO 4	PO 5	PO 6	PO 7	PO 8	PO 9	PO 10	PO 11	PO 12	PSO 1	PSO 2
<b>CO -1</b>	3	-	-	-	2	-	2	-	-	-	-	-	3	3
<b>CO -2</b>	3	3	-	-	2	-	3	-	-	-	-	2	3	3
<b>CO -3</b>	3	-	3	2	3	-	3	-	-	-	-	-	3	3
<b>CO -4</b>	-	-	3	3	3	-	3	2	-	-	-	-	3	3
<b>CO -5</b>	-	-	-	-	3	3	3	3	-	-	-	-	3	3

**UNIT – I**

Solid Waste: Definitions, Types of Solid Wastes, Sources of Solid Wastes, Characteristics, and Perspectives; Properties of Solid Wastes, Sampling of Solid Wastes, Elements of Solid Waste Management - Integrated Solid Waste Management, Solid Waste Management Rules 2016.

**UNIT – II**

Engineering Systems for Solid Waste Management: Solid Waste Generation; On-Site Handling, Storage and Processing; Collection of Solid Wastes; Stationary Container System and Hauled Container Systems – Route Planning - Transfer and Transport; Processing Techniques;

**UNIT – III**

Engineering Systems for Resource and Energy Recovery: Processing Techniques; Materials Recovery Systems; Recovery of Biological Conversion Products – Composting, Pre and Post Processing, Types of Composting, Critical Parameters, Problems With Composting - Recovery of Thermal Conversion Products; Pyrolysis, Gasification, RDF - Recovery of Energy From Conversion Products; Materials and Energy Recovery Systems.

**UNIT – IV**

Landfills: Evolution of Landfills – Types and Construction of Landfills – Design Considerations

– Life of Landfills- Landfill Problems – Lining of Landfills – Types of Liners – Leachate Pollution and Control – Monitoring Landfills – Landfills Reclamation.

**UNIT – V**

Hazardous Waste Management: – Sources and Characteristics, Effects On Environment, Risk Assessment – Disposal of Hazardous Wastes – Secured Landfills, Incineration - Monitoring – Biomedical Waste Disposal, E-Waste Management, Nuclear Wastes, Industrial Waste Management

**TEXT BOOKS:**

1. Tchobanoglous G, Theisen H and Vigil SA ‘Integrated Solid Waste Management, Engineering Principles and Management Issues’ McGraw-Hill, 1993.
2. Vesilind PA, Worrell W and Reinhart D, ‘Solid Waste Engineering’ Brooks/Cole Thomson Learning Inc., 2002.

**REFERENCE BOOKS:**

1. Peavy, H.S, Rowe, D.R., and G. Tchobanoglous, ‘Environmental Engineering’, McGraw Hill Inc., New York, 1985.
2. Qian X, Koerner RM and Gray DH, ‘Geotechnical Aspects of Landfill Design and Construction’ Prentice Hall, 2002.

**Online Learning Resources:**

<https://archive.nptel.ac.in/courses/105/103/105103205/>  
<https://archive.nptel.ac.in/courses/120/108/120108005/>

IV B.Tech I Sem

L – T – P – C

3 – 0 – 0 – 3

25AEE2705T

**ELECTRIC VEHICLES**  
**(Open Elective -IV)**

**Course Objectives:** To make the student

- Remember and understand the differences between conventional Vehicle and Electric Vehicles, electro mobility and environmental issues of EVs.
- Analyze various EV configurations, parameters of EV systems and Electric vehicle dynamics.
- Analyze the basic construction, operation and characteristics of fuel cells and battery charging techniques in HEV systems.
- Design and analyze the various control structures for Electric vehicle.

**Course Outcomes (CO):** Student will be able to

CO 1: To understand and differentiate between Conventional Vehicle and Electric Vehicles, electro

mobility and environmental issues of EVs. -L2

CO 2: Understand Various dynamics of Electric Vehicles. -L2

CO 3: To remember and understand various configurations in parameters of EV system and dynamic

aspects of EV. -L1

CO 4: To analyze fuel cell technologies in EV and HEV systems. -L3

CO 5: To analyze the battery charging and controls required of EVs. -L3

**UNIT I Introduction to EV Systems and Energy Sources:**

Past, Present and Future of EV - EV Concept- EV Technology- State-of-the Art of EVs- EV configuration- EV system- Fixed and Variable gearing- Single and multiple motor drive- In-wheel drives- EV parameters: Weight, size, force and energy, performance parameters. Electro mobility and the environment- History of Electric power trains- Carbon emissions from fuels- Green houses and pollutants- Comparison of conventional, battery, hybrid and fuel cell electric systems.

**UNIT II EV Propulsion and Dynamics:**

Choice of electric propulsion system- Block diagram- Concept of EV Motors- Single and multi-motor configurations- Fixed and variable geared transmission- In-wheel motor configuration- Classification - Electric motors used in current vehicle applications - Recent EV Motors- Vehicle load factors- Vehicle acceleration.

### **UNIT III Fuel Cells:**

Introduction of fuel cells- Basic operation- Model - Voltage, power and efficiency- Power plant system – Characteristics- Sizing - Example of fuel cell electric vehicle - Introduction to HEV- Brake specific fuel consumption - Comparison of Series-Parallel hybrid systems- Examples.

### **UNIT IV Battery Charging and Control:**

Battery charging: Basic requirements- Charger architecture- Charger functions- Wireless charging- Power factor correction.

Control: Introduction- Modeling of electro mechanical system- Feedback controller design approach- PI controller's designing- Torque-loop, Speed control loop compensation- Acceleration of battery electric vehicle.

### **UNIT V Energy Storage Technologies:**

Role of Energy Storage Systems- Thermal- Mechanical-Chemical- Electrochemical- Electrical - Efficiency of energy storage systems- Super capacitors-Superconducting Magnetic Energy Storage (SMES)- SOC- SoH -fuel cells - G2V- V2G- Energy storage in Micro-grid and Smart grid- Energy Management with storage systems- Battery SCADA

#### **Textbooks:**

- 1.C.C Chan, K.T Chau: Modern Electric Vehicle Technology, Oxford University Press Inc., New York 2001,1st Edition
- 2.Ali Emadi, —Advanced Electric Drive Vehicles, CRC Press, 2017,1st Edition

#### **Reference Books:**

- 1.Electric and Hybrid Vehicles Design Fundamentals, Iqbal Husain, CRC Press 2021, 3rd Edition.
- 2.Francisco Díaz-González, Andreas Sumper, Oriol Gomis-Bellmunt, Energy Storage in Power Systems, Wiley Publication, ISBN: 978-1-118-97130-7, Mar 2016,1st Edition
- 3.A.G.Ter-Gazarian, —Energy Storage for Power Systems, the Institution of Engineering and Technology (IET) Publication, UK, (ISBN – 978-1-84919-219-4), Second Edition, 2011.
- 4.Mehrdad Ehsani, Yimi Gao, Sebastian E. Gay, Ali Emadi, —Modern Electric, Hybrid Electric and Fuel Cell Vehicles: Fundamentals, Theory and Design, CRC Press, 2004,1st Edition
- 5.James Larminie, John Lowry, —Electric Vehicle Technology Explained, Wiley, 2003,2nd Edition.

#### **Online Learning Resources:**

1. <https://nptel.ac.in/courses/108/102/108102121/>
2. <https://nptel.ac.in/syllabus/108103009>

25AME3705T

TOTAL QUALITY MANAGEMENT

(Open Elective-IV).

<b>Course objectives:</b> The objectives of the course are to	
1	Familiarize the basic concepts of Total Quality Management.
2	Expose with various quality issues in Inspection.
3	Gain Knowledge on quality control and its applications to real time..
4	Understand the extent of customer satisfaction by the application of various quality concepts.
5	Demonstrate the importance of Quality standards in Production

<b>Course Outcomes:</b> On successful completion of the course, the student will be able to,		
1	Define and develop on quality Management philosophies and analyze quality costs frameworks.	L1,L3,L4
2	Understanding of the historical development of Total Quality Management (TQM), implementation, and real-world applications through case studies.	L2, L3,L6
3	Evaluate the cost of poor quality, process effectiveness and efficiency to analyze areas for improvement.	L2,L4,L5
4	Apply benchmarking and business process reengineering to improve management processes.	L3,L5,L6
5	Demonstrate the set of indications to evaluate performance excellence of an organization	L1,L2,L5

**UNIT – I Introduction:**

Definition of Quality, Dimensions of Quality, Definition of Total quality management, Quality Planning, Quality costs – Analysis, Techniques for Quality costs, Basic concepts of Total Quality Management.

**UNIT - II Historical Review:**

Historical Review: Quality council, Quality statements, Strategic Planning, Deming Philosophy, Barriers of TQM Implementation, Benefits of TQM, Characteristics of successful quality leader, Contributions of Gurus of TQM, Case studies.

**UNIT – III TQM Principles:**

Customer Satisfaction – Customer Perception of Quality, Customer Complaints, Service Quality, Customer Retention, Employee Involvement – Motivation, Empowerment teams, Continuous

Process Improvement – Juran Trilogy, PDSA Cycle, Kaizen, Supplier Partnership – Partnering, sourcing, Supplier Selection, Supplier Rating, Relationship Development, Performance Measures Basic Concepts, Strategy, Performance Measure Case studies.

#### **UNIT - IV TQM Tools:**

Benchmarking – Reasons to Benchmark, Benchmarking Process, Quality Function Deployment (QFD) – House of Quality, QFD Process, Benefits, Taguchi Quality Loss Function, Total Productive Maintenance (TPM) – Concept, Improvement Needs, FMEA – Stages of FMEA, The seven tools of quality, Process capability, Concept of Six Sigma, New Seven management tools, Case studies.

#### **UNIT – V Quality Systems:**

Need for ISO 9000 and Other Quality Systems, ISO 9000: 2000 Quality System – Elements, Implementation of Quality System, Documentation, Quality Auditing, QS 9000, ISO 14000 – Concept, Requirements and Benefits, Case Studies.

#### **Text Books:**

1. Dale H Besterfield, Total Quality Management, Fourth Edition, Pearson Education, 2015.
2. Subburaj Ramaswamy, Total Quality Management, Tata Mcgraw Hill Publishing Company Ltd., 2005.
3. Joel E. Ross, Total Quality Management, Third Edition, CRC Press, 2017.

#### **Reference Books:**

1. Narayana V and Sreenivasan N.S, Quality Management – Concepts and Tasks, New Age International, 1996.
2. Robert L. Flood, Beyond TQM, First Edition, John Wiley & Sons Ltd, 1993.
3. Richard S. Leavenworth & Eugene Lodewick Grant, Statistical Quality Control, Seventh Edition, Tata Mcgraw Hill, 2015
4. Samuel Ho, TQM – An Integrated Approach, Kogan Page Ltd, USA, 1995.

#### **Online Learning Resources:**

- <https://www.youtube.com/watch?v=VD6tXadibk0>
- <https://www.investopedia.com/terms/t/total-quality-management-tqm.asp>
- <https://blog.capterra.com/what-is-total-quality-management/>
- <https://nptel.ac.in/courses/110/104/110104080/>
- [https://onlinecourses.nptel.ac.in/noc21\\_mg03/preview](https://onlinecourses.nptel.ac.in/noc21_mg03/preview)
- <https://nptel.ac.in/courses/110/104/110104085/>
- <https://nptel.ac.in/noc/courses/noc18/SEM2/noc18-mg39/>

IV B.Tech I Sem

L – T – P – C

3 – 0 – 0 – 3

23A04704

TRANSDUCERS AND SENSORS

(Open Elective –IV)

**Course Objectives:**

1. To understand characteristics of Instrumentation System and the operating principle of motion transducers.
2. To explore working principles, and applications of different temperature transducers and Piezo-electric sensors.
3. To provide knowledge on flow transducers and their applications.
4. To study the working principles of pressure transducers.
5. To introduce working principle and applications of force and sound transducers.

**Course Outcomes:**

**After completing the course, the student will be able to,**

1. Understand characteristics of Instrumentation System and the operating principle of motion transducers.
2. Explore working principles, and applications of different temperature transducers and Piezo-electric sensors.
3. Gain knowledge on flow transducers and their applications.
4. Learn the working principles of pressure transducers.
5. Understand the working principle and applications of force and sound transducers.

**UNIT I**

**Introduction:** General Configuration and Functional Description of measuring instruments, Static and Dynamic Characteristics of Instrumentation System, Errors in Instrumentation System, Active and Passive Transducers and their Classification.

**Motion Transducers:** Resistive strain gauge, LVDT, RVDT, Capacitive transducers, Piezo-electric transducers, seismic displacement pick-ups, vibrometers and accelerometers.

**UNIT II**

**Temperature Transducers:** Standards and calibration, fluid expansion and metal expansion type transducers - bimetallic strip, Thermometer, Thermistor, RTD, Thermocouple and their characteristics.

Hall effect transducers, Digital transducers, Proximity devices, Bio-sensors, Smart sensors, Piezo-electric sensors.

**UNIT III**

**Flow Transducers:** Bernoulli's principle and continuity, Orifice plate, Nozzle plate, Venture tube, Rotameter, Anemometers, Electromagnetic flow meter, Impeller meter and Turbid flow meter.

**UNIT IV**

**Pressure Transducers:** Standards and calibration, different types of manometers, elastic transducers, diaphragm bellows, bourdon tube, capacitive and resistive pressure transducers, high and low pressure measurement.

## **UNIT V**

**Force and Sound Transducers:** Proving ring, hydraulic and pneumatic load cell, dynamometer and gyroscopes. Sound level meter, sound characteristics, Microphone.

### **TEXT BOOKS**

1. A.K. Sawhney, —A course in Electrical and Electronics Measurements and Instrumentation, Dhanpat Rai & Co. 3<sup>rd</sup> edition Delhi, 2010.
2. Rangan C.S, Sarma G.R and Mani V S V, —Instrumentation Devices and Systems, TATA McGraw Hill publications, 2007.

### **REFERENCE BOOKS**

1. Doebelin. E.O, —Measurement Systems Application and Design, McGraw Hill International, New York, 2004.
2. Nakra B.C and Chaudhary K.K, —Instrumentation Measurement and Analysis, Second Edition, Tata McGraw-Hill Publication Ltd. 2006.

**IV B.Tech I Sem**

25ACS5705Ta	<b>INTRODUCTION TO COMPUTER NETWORKS</b> <b>(Open Elective-IV)</b>	<b>L</b>	<b>T</b>	<b>P</b>	<b>C</b>
		<b>3</b>	<b>0</b>	<b>0</b>	<b>3</b>

**Course Objectives:**

The course is designed to:

- Understand the basic concepts of Computer Networks.
- Introduce the layered approach for design of computer networks
- Expose the network protocols used in Internet environment
- Explain the format of headers of IP, TCP and UDP
- Familiarize with the applications of Internet
- Elucidate the design issues for a computer network

**Course Outcomes:**

After completion of the course, students will be able to:

- Identify the software and hardware components of a computer network
- Design software for a computer network
- Develop error, routing, and congestion control algorithms
- Assess critically the existing routing protocols
- Explain the functionality of each layer of a computer network
- Choose the appropriate transport protocol based on the application requirements

**UNIT I:****Computer Networks and the Internet****Lecture: 8 Hrs**

What Is the Internet? Network Edge, The Network Core, Delay, Loss, and Throughput in Packet Switched Networks (Textbook 2), Reference Models, Multimedia Networks, Guided Transmission Media, Wireless Transmission (Textbook 1)

**UNIT II:****The Data Link Layer, Access Networks, and LANs****Lecture: 10 Hrs**

Data Link Layer Design Issues, Error Detection and Correction, Elementary Data Link Protocols, Sliding Window Protocols (Textbook 1)  
Introduction to the Link Layer, Error-Detection and -Correction Techniques, Multiple Access Links and Protocols, Switched Local Area Networks, Link Virtualization: A Network as a Link Layer, Data Center Networking, Retrospective: A Day in the Life of a Web Page (Packet) (Textbook 2)

### UNIT III:

#### The Network Layer

Lecture: 8 Hrs

Routing Algorithms, Internetworking, The Network Layer in The Internet (Textbook 1)

### UNIT IV:

#### The Transport Layer

Lecture: 9 Hrs

Connectionless Transport: UDP (Textbook 2), The Internet Transport Protocols: TCP, Congestion Control (Textbook 1)

### UNIT V:

#### The Application Layer

Lecture: 8 Hrs

Principles of Network Applications, The Web and HTTP, Electronic Mail in the Internet, DNS—The Internet's Directory Service, Peer-to-Peer Applications, Video Streaming and Content Distribution Networks (Textbook 2)

### Textbooks:

1. Andrew S. Tanenbaum, David J. Wetherall, *Computer Networks*, 6th Edition, PEARSON.
2. James F. Kurose, Keith W. Ross, *Computer Networking: A Top-Down Approach*, 6th Edition, Pearson, 2019.

### Reference Books:

1. Forouzan, *Data Communications and Networking*, 5th Edition, McGraw Hill Publication.
2. Youlu Zheng, Shakil Akhtar, *Networks for Computer Scientists and Engineers*, Oxford Publishers, 2016.

### Online Learning Resources:

1. <https://nptel.ac.in/courses/106105183/25>
2. <https://www.nptelvideos.in/2012/11/computer-networks.html>
3. <https://nptel.ac.in/courses/106105183/3>

**IV B.Tech I Sem**

25ACS5705Ta	<b>INTERNET OF THINGS (Open Elective-IV)</b>	<b>L</b>	<b>T</b>	<b>P</b>	<b>C</b>
		<b>3</b>	<b>0</b>	<b>0</b>	<b>3</b>

**Course Objectives:**

- Understand the basics of Internet of Things and protocols.
- Discuss the requirement of IoT technology
- Introduce some of the application areas where IoT can be applied.
- Understand the vision of IoT from a global perspective, understand its applications, determine its market perspective using gateways, devices and data management

**Course Outcomes:**

After completion of the course, students will be able to

- Understand general concepts of Internet of Things.
- Apply design concept to IoT solutions
- Analyze various M2M and IoT architectures
- Evaluate design issues in IoT applications
- Create IoT solutions using sensors, actuators and Devices

**UNIT I Introduction to IoT**

Definition and Characteristics of IoT, physical design of IoT, IoT protocols, IoT communication models, IoT Communication APIs, Communication protocols, Embedded Systems, IoT Levels and Templates

**UNIT II Prototyping IoT Objects using Microprocessor/Microcontroller**

Working principles of sensors and actuators, setting up the board – Programming for IoT, Reading from Sensors, Communication: communication through Bluetooth, Wi-Fi.

**UNIT III IoT Architecture and Protocols**

Architecture Reference Model- Introduction, Reference Model and architecture, IoT reference Model, Protocols- 6LowPAN, RPL, CoAP, MQTT, IoT frameworks- Thing Speak.

**UNIT IV Device Discovery and Cloud Services for IoT**

Device discovery capabilities- Registering a device, Deregister a device, Introduction to Cloud Storage models and communication APIs Web-Server, Web server for IoT.

**UNIT V UAV IoT**

Introduction to Unmanned Aerial Vehicles/Drones, Drone Types, Applications: Defense, Civil, Environmental Monitoring; UAV elements and sensors- Arms, motors, Electronic Speed Controller(ESC), GPS, IMU, Ultra sonic sensors; UAV Software –Arudpilot, Mission Planner, Internet of Drones(IoD)- Case study FlytBase.

### **Textbooks:**

1. Vijay Madiseti and ArshdeepBahga, — Internet of Things ( A Hands-on-Approach)ll, 1<sup>st</sup> Edition, VPT, 2014.
2. Handbook of unmanned aerial vehicles, [K Valavanis;George J Vachtsevanos](#), New York, Springer, Boston, Massachusetts : Credo Reference, 2014. 2016.

### **Reference Books:**

1. Jan Holler, VlasiosTsiatsis, Catherine Mulligan, Stefan Avesand, Stamatis Karnouskos, David Boyle, — From Machine-to-Machine to the Internet of Things: Introduction to a New Age of Intelligencell, 1<sup>st</sup> Edition, Academic Press, 2014.
2. ArshdeepBahga, Vijay Madiseti - Internet of Things: A Hands-On Approach, Universities Press, 2014.
3. The Internet of Things, Enabling technologies and use cases – Pethuru Raj, Anupama C. Raman, CRC Press.
4. Francis daCosta, —Rethinking the Internet of Things: A Scalable Approach to Connecting Everythingll, 1st Edition, Apress Publications, 2013
5. Cuno Pfister, Getting Started with the Internet of Things, O‘Reilly Media, 2011, ISBN: 9781-4493- 9357-1
6. DGCA RPAS Guidance Manual, Revision 3 – 2020
7. Building Your Own Drones: A Beginners' Guide to Drones, UAVs, and ROVs, John Baichtal

### **Online Learning Resources:**

1. <https://www.arduino.cc/>
2. <https://www.raspberrypi.org/>
3. <https://nptel.ac.in/courses/106105166/5>
4. <https://nptel.ac.in/courses/108108098/4>

25ACS5705T	<b>INTRODUCTION TO QUANTUM COMPUTING</b> <b><u>Open Elective – IV</u></b>	<b>L</b>	<b>T</b>	<b>P</b>	<b>C</b>
		<b>3</b>	<b>0</b>	<b>0</b>	<b>3</b>

*Course Objectives:*

- To introduce the principles and mathematical foundations of quantum computation.
- To understand quantum gates, circuits, and computation models.
- To explore quantum algorithms and their advantages over classical ones.
- To develop the ability to simulate and write basic quantum programs.
- To understand real-world applications and the future of quantum computing in AI, cryptography, and optimization.

*Course Outcomes:*

Upon successful completion of this course, students will be able to:

- Explain the fundamental concepts of quantum mechanics used in computing.
- Construct and analyze quantum circuits using standard gates.
- Apply quantum algorithms like Deutsch-Jozsa, Grover's, and Shor's.
- Develop simple quantum programs using Qiskit or similar platforms.
- Analyze applications and challenges of quantum computing in real-world domains.

***UNIT I: Fundamentals of Quantum Mechanics and Linear Algebra***

Classical vs Quantum Computation, Complex Numbers, Vectors, and Matrices, Hilbert Spaces and Dirac Notation, Quantum States and Qubits, Superposition and Measurement, Tensor Products and Multi-Qubit Systems.

***UNIT II: Quantum Gates and Circuits***

Quantum Logic Gates: Pauli, Hadamard, Phase, Controlled Gates and CNOT, Unitary Operations and Reversibility, Quantum Circuit Representation, Quantum Teleportation, Simulation of Quantum Circuits.

***UNIT III: Quantum Algorithms and Complexity***

Quantum Parallelism and Interference, Deutsch and Deutsch-Jozsa Algorithms, Grover's Search Algorithm, Shor's Factoring Algorithm, Quantum Fourier Transform, Complexity Classes: BQP, P, NP, and QMA.

***UNIT IV: Quantum Programming and Simulation Platforms***

Introduction to Qiskit and IBM Quantum Experience, Writing Quantum Circuits in Qiskit, Measuring Qubits and Results, Classical-Quantum Hybrid Programs, Noisy Intermediate-Scale Quantum (NISQ) Systems, Limitations and Current State of Quantum Hardware.

***UNIT V: Applications and Future of Quantum Computing***

Quantum Machine Learning: Basics and Models, Quantum Cryptography and Quantum Key Distribution, Quantum Algorithms in AI and Optimization, Quantum Advantage and Supremacy, Ethical and Societal Impact of Quantum Technologies, Future Trends and Research Directions.

*Textbooks:*

1. Michael A. Nielsen, Isaac L. Chuang, [Quantum Computation and Quantum Information](#), Cambridge University Press, 10th Anniversary Edition, 2010.
2. Eleanor Rieffel and Wolfgang Polak, [Quantum Computing: A Gentle Introduction](#), MIT Press, 2011.
3. Chris Bernhardt, [Quantum Computing for Everyone](#), MIT Press, 2019.

*Reference Books:*

1. David McMahon, [Quantum Computing Explained](#), Wiley, 2008.
2. Phillip Kaye, Raymond Laflamme, Michele Mosca, [An Introduction to Quantum Computing](#), Oxford University Press, 2007.
3. Scott Aaronson, [Quantum Computing Since Democritus](#), Cambridge University Press, 2013.

*Online Learning Resources:*

1. **IBM Quantum Experience and Qiskit Tutorials**
2. **Coursera – Quantum Mechanics and Quantum Computation by UC Berkeley**
3. **edX – The Quantum Internet and Quantum Computers**
4. **YouTube – Quantum Computing for the Determined by Michael Nielsen**
5. **Qiskit Textbook – IBM Quantum**

**IV B.Tech I Sem**

<b>L</b>	<b>T</b>	<b>P</b>	<b>C</b>
<b>3</b>	<b>0</b>	<b>0</b>	<b>3</b>

**25AHS0705Ta FINANCIAL MATHEMATICS  
(Open Elective-IV)**

**Course Objectives:**

1. To provide mathematical foundations for financial modelling, risk assessment and asset pricing.
2. To introduce stochastic models and their applications in pricing derivatives and interest rate modelling.
3. To develop analytical skills for fixed-income securities, credit risk, and investment strategies.
4. To equip students with computational techniques for pricing financial derivatives.

**Course Outcomes:**

**After successful completion of this course, the students should be able to:**

<b>COs</b>	<b>Statements</b>	<b>Blooms level</b>
<b>CO1</b>	Explain fundamental financial concepts, including arbitrage, valuation, and risk.	L2 (Understand)
<b>CO2</b>	Apply stochastic models, including Brownian motion and Stochastic Differential Equations (SDEs), in financial contexts.	L3 (Apply)
<b>CO3</b>	Analyze mathematical techniques for pricing options and financial derivatives.	L4 (Analyze)
<b>CO4</b>	Evaluate interest rate models and bond pricing methodologies.	L5 (Evaluate)
<b>CO5</b>	Utilize computational techniques such as Monte Carlo simulations for financial modeling.	L3 (Apply)

**Course Articulation Matrix:**

	<b>PO1</b>	<b>PO2</b>	<b>PO3</b>	<b>PO4</b>	<b>PO5</b>	<b>PO6</b>	<b>PO7</b>	<b>PO8</b>	<b>PO9</b>	<b>PO10</b>	<b>PO11</b>	<b>PO12</b>
<b>CO1</b>	3	2	-	-	1	-	-	-	-	-	2	1
<b>CO2</b>	3	3	2	2	2	-	-	-	-	-	1	1
<b>CO3</b>	3	3	3	3	2	1	-	-	-	-	3	2
<b>CO4</b>	3	3	3	3	1	-	-	-	-	-	2	1
<b>CO5</b>	3	3	3	3	3	-	-	-	-	-	2	2

• **3** = Strong Mapping, **2** = Moderate Mapping, **1** = Slight Mapping, **-** = No Mapping

**UNIT-I: Asset Pricing and Risk Management (08)**

Fundamental financial concepts: Returns, arbitrage, valuation, and pricing. Asset/Liability management, investment income, capital budgeting, and contingent cash flows. One-period model: Securities, payoffs, and the no-arbitrage principle. Option contracts: Speculation and hedging strategies, CAP Model, Efficient market hypothesis.

**UNIT-II: Stochastic Models in Finance (08)**

Random Walks and Brownian Motion. Introduction to Stochastic Differential Equations (SDEs): Drift and diffusion. Ito calculus: Ito's Lemma, Ito Integral, and Ito Isometry.

**UNIT-III: Interest Rate and Credit Modelling (08)**

Interest rate models and bond markets. Short-rate models: Vasicek, Cox-Ingersoll-Ross (CIR), Hull & White models, Credit risk modelling: Hazard function and hazard rate.

**UNIT-IV: Fixed-Income Securities and Bond Pricing (08)**

Characteristics of fixed-income products: Yield, duration, and convexity. Yield curves, forward rates, and zero-coupon bonds. Stochastic interest rate models and bond pricing PDE. Yield curve fitting and calibration techniques, Mortgage Backed Securities.

**UNIT-V: Exotic Options and Computational Finance (08)**

Stochastic volatility models and the Feynman-Kac theorem. Exotic options: Barriers, Asians, and Look backs. Monte Carlo methods for derivative pricing, Black-Scholes-Merton model: Derivation and applications.

**Textbooks:**

1. Ales Cerny, *Mathematical Techniques in Finance: Tools for Incomplete Markets*, Princeton University Press.
2. S.R. Pliska, *Introduction to Mathematical Finance: Discrete-Time Models*, Cambridge University Press.

**Reference Books:**

1. Ioannis Karatzas & Steven E. Shreve, *Methods of Mathematical Finance*, Springer, New York.
2. John C. Hull, *Options, Futures, and Other Derivatives*, Pearson.

**Web References:**

- MIT– Mathematics for Machine Learning <https://ocw.mit.edu>
- Coursera – Financial Engineering and Risk Management (Columbia University) <https://www.coursera.org/>
- National Stock Exchange (NSE) India – Financial Derivatives <https://www.nseindia.com/>

**IV B.Tech I Sem**

25AHS0705Tb	<b>SENSORS AND ACTUATORS FOR ENGINEERING APPLICATIONS</b>  <b>(Open Elective-IV)</b>  (Common to all branches)	<b>L</b>	<b>T</b>	<b>P</b>	<b>C</b>
		<b>3</b>	<b>0</b>	<b>0</b>	<b>3</b>

<b>COURSE OBJECTIVES</b>	
1	To provide exposure to various kinds of sensors and actuators and their engineering applications.
2	To impart knowledge on the basic laws and phenomenon behind the working of sensors and actuators
3	To explain the operating principles of various sensors and actuators
4	To educate the fabrication of sensors
5	To explain the required sensor and actuator for interdisciplinary application

**UNIT I Introduction to Sensors and Actuators****9H**

Sensors: Types of sensors: temperature, pressure, strain, active and passive sensors, General characteristics of sensors (Principles only), Deposition: Chemical Vapor Deposition, Pattern: photolithography and Etching: Dry and Wet Etching.

Actuators: Functional diagram of actuators, Types of actuators and their basic principle of working: Pneumatic, Electromagnetic, Piezo-electric and Piezo-resistive actuators, Applications of Actuators.

**UNIT II Temperature and Mechanical Sensors****9H**

Temperature Sensors: Types of temperature sensors and their basic principle of working: Thermo-resistive sensors: Thermistors, Thermo-electric sensors: Thermocouples, PN junction temperature sensors

Mechanical Sensors: Types of Mechanical sensors and their basic principle of working: Force sensors: Strain gauges, Tactile sensors, Pressure sensors: Piezoresistive, Variable Reluctance Sensor (VRP).

**UNIT III Optical and Acoustic Sensors****9H**

Optical Sensors: Basic principle and working of: Photodiodes, Phototransistors and Photo resistors based sensors, Photomultipliers, Infrared sensors: thermal, Passive Infra-Red, Fiber based sensors and Thermopiles

Acoustic Sensors: Principle and working of Ultrasonic sensors, Piezo-electric resonators, Microphones

**UNIT IV Magnetic and Electromagnetic Sensors****9H**

Motors as actuators (linear, rotational, stepping motors), magnetic valves, inductive sensors (LVDT, RVDT, and Proximity), Hall Effect sensors, Magneto-resistive sensors, Magnetostrictive sensors and actuators.

**UNIT V Chemical and Radiation Sensors**

**9H**

Chemical Sensors: Principle and working of Electro-chemical, Thermo-chemical, Gas, pH, Humidity and moisture sensors.

Radiation Sensors: Principle and working of Ionization detectors, Scintillation detectors, Semiconductor radiation detectors and Microwave sensors (resonant, reflection, transmission)

**Textbooks:**

1. Sensors and Actuators – Clarence W. de Silva, CRC Press, 2nd Edition, 2015
2. Sensors and Actuators, D.A.Hall and C.E.Millar, CRC Press, 1999

**Reference Books:**

1. Sensors and Transducers- D.Patranabis, Prentice Hall of India (Pvt) Ltd. 2003
2. Measurement, Instrumentation, and Sensors Handbook-John G.Webster, CRC press 1999
3. Sensors – A Comprehensive Sensors- Henry Bolte, John Wiley.
4. Handbook of modern sensors, Springer, Stefan Johann Rupitsch.

**NPTEL course link:** [https://onlinecourses.nptel.ac.in/noc21\\_ee32/preview](https://onlinecourses.nptel.ac.in/noc21_ee32/preview)

	<b>Course Outcomes</b>	<b>Blooms Level</b>
<b>CO1</b>	Classify different types of Sensors and Actuators along with their characteristics	L1,L2
<b>CO2</b>	Summarize various types of Temperature and Mechanical sensors	L1,L2
<b>CO3</b>	Illustrates various types of optical and mechanical sensors	L1,L2
<b>CO4</b>	Analyze various types of Optical and Acoustic Sensors	L1,L2, L3
<b>CO5</b>	Interpret the importance of smart materials in various devices	L1,L2

**Course Articulation Matrix:**

	<b>PO1</b>	<b>PO2</b>	<b>PO3</b>	<b>PO4</b>	<b>PO5</b>	<b>PO6</b>	<b>PO7</b>	<b>PO8</b>	<b>PO9</b>	<b>PO10</b>	<b>PO11</b>	<b>PO12</b>
<b>CO1</b>	3	3	2	2	1							
<b>CO2</b>	3	3	2	1	1							
<b>CO3</b>	3	3	1	1	1							
<b>CO4</b>	3	2	1	1	-							
<b>CO5</b>	3	3	1	1	-							

1-Slightly, 2-Moderately, 3-Substantially.



## Unit – I

**Basics and Characterization of Nanomaterials:** Introduction, Scope of nanoscience and nanotechnology, nanoscience in nature, classification of nanostructured materials, importance of nanomaterials.

## Unit – II

**Synthesis of nanomaterials :**Top-Down approach, Inert gas condensation, arc discharge method, aerosol synthesis, plasma arc technique, ion sputtering, laser ablation, laser pyrolysis, and chemical vapour deposition method, electrodeposition method, highenergy ball milling method.

**Synthetic Methods:** Bottom-Up approach, Sol-gel synthesis, microemulsions or reverse micelles, co-precipitation method, solvothermal synthesis, hydrothermal synthesis, microwave heating synthesis and sonochemical synthesis.

## UNIT-III

**Techniques for characterization:** Diffraction technique, spectroscopy techniques, electron microscopy techniques for the characterization of nanomaterials, BET method for surface area analysis, dynamic light scattering for particle size determination.

## UNIT-IV

**Studies of Nano-structured Materials:** Synthesis, properties and applications of the following nanomaterials -fullerenes, carbon nanotubes, 2D-nanomaterial (Graphene), core-shell, magnetic nanoparticles, thermoelectric materials, non-linear optical materials.

## UNIT-V

**Advanced Engineering Applications of Nanomaterials:** Applications of Nano Particle, nanorods, nano wires, Water treatment, sensors, electronic devices, medical domain, civil engineering, chemical engineering, metallurgy and mechanical engineering, food science, agriculture, pollutants degradation.

## TEXT BOOKS:

1. **NANO: The Essentials:** T Pradeep, MaGraw-Hill, 2007.
2. **Textbook of Nanoscience and nanotechnology:** B S Murty, P Shankar, BaldevRai, BB Rath and James Murday, Univ. Press, 2012.

## REFERENCE BOOKS:

1. Concepts of Nanochemistry; LudovicoCademrtiri and Geoffrey A. Ozin& Geoffrey A. Ozin, Wiley-VCH, 2011.
2. **Nanostructures &Nanomaterials; Synthesis, Properties & Applications:** Guozhong Cao, Imperial College Press, 2007.

## Nanomaterials

## IV B.Tech I Sem

25AHS0705Td	<b>LITERARY VIBES (Open Elective-IV)</b>	<b>L</b>	<b>T</b>	<b>P</b>	<b>C</b>
-------------	--	----------	----------	----------	----------

<b>Course Objectives</b>	
1	To inculcate passion for aesthetic sense and reading skills
2	To encourage respecting others' experiences and creative writing
3	To explore emotions, communication skills and critical thinking
4	To educate how books serve as the reflection of history and society
5	To provide practical wisdom and duty of responding to events of the times

<b>Course Outcomes</b>		<b>Blooms Level</b>
CO1	Identify genres, literary techniques and creative uses of language in literary texts.	L1, L2
CO2	Explain the relevance of themes found in literary texts to contemporary, personal and cultural values and to historical forces	L1, L2
CO3	Apply knowledge and understanding of literary texts when responding to others' problems and their own and make evidence-based arguments	L3
CO4	Analyze the underlying meanings of the text by using the elements of literary texts	L4
CO5	Evaluate their own work and that of others critically	L5
CO6	Develop as creative, effective, independent and reflective students who are able to make informed choices in process and performance	L3

**UNIT I: Poetry**

1. Ulysses- Alfred Lord Tennyson
2. Ain't I woman?-Sojourner Truth
3. The Second Coming-W.B. Yeats
4. Where the Mind is Without Fear-Rabindranath Tagore

**UNIT II: Drama: *Twelfth Night*- William Shakespeare**

1. Shakespeare -life and works
1. Plot & sub-plot and Historical background of the play
2. Themes and Criticism
3. Style and literary elements
4. Characters and characterization

**UNIT III: Short Story**

1. The Luncheon - Somerset Maugham
2. The Happy Prince-Oscar Wild
3. Three Questions – Leo Tolstoy
4. Grief –Antony Chekov

**UNIT IV: Prose: Essay and Autobiography**

1. My struggle for an Education-Booker T Washington
2. The Essentials of Education-Richard Livingston
3. The story of My Life-Helen Keller
4. Student Mobs-JB Priestly

**UNIT V: Novel: *Hard Times*- Charles Dickens**

1. Charles Dickens-Life and works
2. Plot and Historical background of the novel
3. Themes and criticism
4. Style and literary elements
5. Characters and characterization

**Text Books:**

1. Charles Dickens.*Hard Times*.(Sangam Abridged Texts) Vantage Press, 1983
2. DENT JC.*William Shakespeare. Twelfth Night*. Oxford University Press,2016.

**References:**

1. WJ Long.*History of English Literature*, Rupa Publications India; First Edition (4 October 2015)
2. RK Kaushik And SC Bhatia. *Essays, Short Stories and One Act Plays*, Oxford University Press .2018.
3. Dhanvel, SP. *English and Soft Skills*, Orient Blackswan,2017.

4. *New Horizon*, Pearson publications, New Delhi 2014
5. Vimala Ramarao, *Explorations Volume-II*, Prasaraanga Bangalore University,2014.
6. Dev Neira, Anjana & Co. *Creative Writing: A Beginner's Manual*.Pearson India, 2008.

### Online Resources

<https://www.litcharts.com/poetry/alfred-lord-tennyson/ulysses>

<https://www.litcharts.com/lit/ain-t-i-a-woman/summary-and-analysis>

[https://englishliterature.education/articles/poetry-analysis/the-second-coming-by-w-b-yeats-critical-analysis-summary-and-line-by-line-explanation/#google\\_vignette](https://englishliterature.education/articles/poetry-analysis/the-second-coming-by-w-b-yeats-critical-analysis-summary-and-line-by-line-explanation/#google_vignette)

<https://sirjitutorials.com/where-the-mind-is-without-fear-poem-notes-explanation/>

<https://www.litcharts.com/lit/twelfth-night/themes>

<https://smartenglishnotes.com/2021/11/28/the-luncheon-summary-characters-themes-and-irony/>

# **HONOURS**

25AEC4H01	<b><u>ANALOG IC DESIGN</u></b> <b>Honors with VLSI specialization</b>	<b>L</b>	<b>T</b>	<b>P</b>	<b>C</b>
		3	0	0	3

**Course Objectives:**

1. To explore MOSFET characteristics, biasing techniques and current mirrors for analog circuit design.
2. To design and analyze single-stage amplifiers and their performance with feedback and cascode configurations.
3. To analyze the design and performance of differential amplifiers in analog circuits.
4. To examine the characteristics and compensation techniques of operational amplifiers.
5. To understand the design principles of bandgap reference circuits.

**Course Outcomes:**

**At the end of this course, the students will be able to**

1. Understand the MOSFET characteristics, biasing techniques and current mirrors for analog circuit design.
2. Design and analyze single-stage amplifiers and their performance with feedback and cascode configurations.
3. Analyze the design and performance of differential amplifiers in analog circuits.
4. Learn the characteristics and compensation techniques of operational amplifiers.
5. Understand the design principles of bandgap reference circuits.

**UNIT-I**

**Review of MOSFET device characteristics:** Second order effects, MOS small signal Model, Capacitances, body bias effect, Current biasing, voltage biasing, Technology biasing, Relative comparison and limitations.

Basic building blocks and basic cells-Switches, active resistors, Current sources and sinks, Current mirrors: Basic current mirror, cascode current mirror, low voltage current mirror, Wilson and Widlar current mirrors, voltage and current references, Mismatch in accuracies, Design solutions to minimize mismatch in accuracies.

**UNIT-II**

**Single stage amplifier:** Analytical justification of operating regions suitable for amplification/switching, Design of CS amplifier with different loads, Limitations of diode connected load, Improving output impedance of CS amplifier through feedback, small signal analyses of common gate and common drain topologies and their frequency response with parasitic effects, significance of cascode, design of cascode amplifier and with ideal current source load and practical cascode load, Limitations of cascode, folded cascode amplifier and design with parasitics.

**UNIT-III**

**Differential amplifier:** Significance of differential signaling, Limitations of quasi differential amplifier, Design of differential amplifier with current source load and diode connected load and small signal analyses, errors due to mismatch, replication principle, qualitative analysis, common mode response, gilbert cell, Common centroid layout.

#### UNIT-IV

**Operationa lamplifier:** characterization, two stage O Pamp, small signal analysis, Miller compensation, effect of RHP zero on stability, Lead compensation, constant gm biasing, design of biasing circuit independent of process and temperature variations.

#### UNIT-V

**Band Gap Reference:** General considerations, Supply independent biasing, temperature-independent references, negative-TC voltage, positive TC voltage, Bandgap reference, PTAT generation, curvature correction, Design of BGR under low voltage conditions.

#### TEXT BOOKS:

1. Behzad Razavi, Design of Analog CMOS Integrated Circuit, McGraw Hill Education, 2017, 2<sup>nd</sup> Edition.
2. Paul J. Hurst, Paul R. Gray, Robert G Meyer and Stephen H. Lewis, Analysis and Design of Analog Integrated Circuits, Wiley, 2024, 6<sup>th</sup> Edition.
3. Mohammed Ismail and Terri Fiez, Analog VLSI: Signal and Information Processing, McGraw Hill, 1994.

#### REFERENCE BOOKS:

1. Randall L. Geiger, Phillip E. Allen and Noel R. Strader, VLSI Design Techniques for Analog and Digital Circuits, Tata McGraw-Hill Education, 1989.
2. David Johns, Tony Chan Carusone and Kenneth Martin, Analog Integrated Circuit Design, Wiley, 2011, 2<sup>nd</sup> Edition.
3. Paul G. A. Jespers and Boris Murmann, Systematic Design of Analog CMOS Circuits, Cambridge University Press, 2017.

25AEC4H02	<b><u>DIGITAL IC DESIGN</u></b>	<b>L</b>	<b>T</b>	<b>P</b>	<b>C</b>
	<b>Honors with VLSI specialization</b>	3	0	0	3

**Course Objectives:**

1. To understand MOSFET and CMOS inverter operation along with constraints.
2. To explore CMOS design techniques for combinational and sequential logic circuits.
3. To gain knowledge on the timing issues in digital circuits.
4. To design and analyze various arithmetic building blocks.
5. To learn about the design and functionality of semiconductor memories.

**Course Outcomes:**

**At the end of this course, the students will be able to**

1. To understand MOSFET and CMOS inverter operation along with constraints.
2. To explore CMOS design techniques for combinational and sequential logic circuits.
3. To gain knowledge on the timing issues in digital circuits.
4. To design and analyze various arithmetic building blocks.
5. To learn about the design and functionality of semiconductor memories.

**UNIT-I**

**MOS Inverters:** Structure and Operation of MOS Transistor (MOSFET), MOSFET Current-Voltage Characteristics, MOSFET Scaling and Small-Geometry Effect, MOSFET Capacitances, CMOS Inverter- Static and switching characteristics, Delay-Time Definitions, Calculation of Delay Times, Inverter Design with Delay Constraints, Estimation of Interconnect Parasitic, Power Consumption in CMOS Gates.

**UNIT-II**

**Designing Combinational & Sequential Logic Gates in CMOS:** Static CMOS design- ratioed logic, pass transistor logic, transmission gate logic, Dynamic CMOS Design, Static Latches and Registers, Dynamic Latches and Registers, Alternative Register Styles, Nonbistable Sequential Circuits, Logic Style for Pipelined Structures.

**UNIT-III**

**Timing Issues in Digital Circuits:** Introduction, Synchronous Timing basics, Clock Skew and Jitter, Clock distribution techniques, Clock Generation and Synchronization.

**UNIT-IV**

**Designing Arithmetic Building Blocks:** Introduction, The Adder: Circuit and Logic Design, Multiplier s: Shifters, Power Considerations in Datapath Structures.

**UNIT-V**

**Designing Memory:** Introduction, Semiconductor Memories - An Introduction, The Memory Core: RAM, ROM, Memory Peripheral Circuitry.

**TEXT BOOKS:**

1. JanM.Rabaey,AnanthaChandrakasanandBorivojeNikolic,DigitalIntegratedCircuits: ADesign Perspective, Pearson, 2003, 2<sup>nd</sup>Edition.
2. JohnP.Uyemura,CMOSLogicCircuitDesign,Springer,2001.
3. JohnP.Uyemura,IntroductiontoVLSICircuitsandSystems,Wiley,2002.

**REFERENCE BOOKS:**

1. Sung-MoKangandYusufLeblebici,CMOSDigitalIntegratedCircuits,McGraw-Hill, 2003,3<sup>rd</sup>Edition.
2. CharlesHawkins,JaumeSeguraandPaymanZarkesh-Ha,CMOSIntegratedDigitalElectronics:AFirst Course, IET, 2012

25AEC4H03	<b><u>LOW POWER VLSI</u></b>	<b>L</b>	<b>T</b>	<b>P</b>	<b>C</b>
	<b>Honors with VLSI specialization</b>	3	0	0	3

**Course Objectives:**

1. To explore low-power CMOS VLSI design techniques for minimizing power dissipation.
2. To understand CMOS adder architectures and low-power design techniques.
3. To analyze various multiplier architectures and low-power design techniques for memories.
4. To examine architectural techniques for minimizing power dissipation in digital systems.
5. To apply low-power design techniques for optimizing power consumption in digital circuits.

**Course Outcomes:**

**At the end of this course, the students will be able to**

1. Explore low-power CMOS VLSI design techniques for minimizing power dissipation.
2. Understand CMOS adder architectures and low-power design techniques.
3. Analyze various multiplier architectures and low-power design techniques for memories.
4. Examine architectural techniques for minimizing power dissipation in digital systems.
5. Apply low-power design techniques for optimizing power consumption in digital circuits.

**UNIT 1**

**Low Power CMOS VLSI design:** Introduction: Sources of Power Dissipation, Static Power Dissipation, Active Power Dissipation.

**Circuit Techniques for Low Power Design:** Design for Low Power, Multiple  $V_{th}$  techniques, Dynamic  $V_{th}$  techniques.

**UNIT II**

**Adders:** Standard Adder Cells, Review of CMOS Adders Architectures and performance Comparison, Low Voltage Low Power Design Techniques, Current Mode Adders.

**UNIT III**

**Multipliers and Memories:** Review of Multiplier Architectures, Braun, Booth and Wallace Tree Multipliers and their performance comparison. Sources of power dissipation in SRAMs, Low power SRAM circuit techniques, Sources of power dissipation in DRAMs, Low power DRAM circuit techniques.

#### UNIT IV

**Architectural Techniques for Low Power:** Parameters effecting power dissipation, Variable frequency, Dynamic voltage Scaling, Dynamic Voltage and Frequency Scaling, Reduced VDD, Architectural clock gating, Power gating, Multi-voltage, Optimizing memory power.

#### UNIT V

**Low Power Implementation Techniques:** Library Selection, Clock Gating, Timing Impact due to Clock gating, Gate-level power optimization techniques, Power Optimization for Sleep Mode.

#### Textbooks:

1. KiatSengYeoandKaushik Roy,Low-Voltage,Low-PowerVLSISubsystems, TataMcGrawHill, 2009.
2. SoudrisD,PiguetCandGoutisC,DesigningCMOSCircuitsforLowPower,KluwerAcademic Publishers, 2002.

#### References:

1. AbdellatifBellaouar,MohamedElmasry,Low-PowerDigitalVLSIDesign:CircuitsandSystems, Springer, 2012.
2. JanRabaey,LowPowerDesignEssentials, Springer,2009.

25AEC4H04	<b><u>TESTING AND VERIFICATION</u></b>	<b>L</b>	<b>T</b>	<b>P</b>	<b>C</b>
	<b>Honors with VLSI specialization</b>	3	0	0	3

**Course Objectives:**

1. To analyze VLSI testing concepts, fault modeling, and defect analysis for ensuring chip reliability.
2. To explore fault simulation techniques and algorithms for efficient fault detection in digital circuits.
3. To examine test generation techniques for combinational and sequential circuits, fault modeling, and scan chain-based testing.
4. To study and apply test generation algorithms for digital circuits and understand design-for-testability techniques.
5. To apply Design for Testability (DFT) techniques, including BIST architectures and test algorithms for embedded memory.

**Course Outcomes:**

**At the end of this course, the students will be able to**

1. Identify faults, model defects, and analyze testing methods for improving VLSI chip quality and yield.
2. Utilize serial, parallel, and deductive fault simulation algorithms for testing and diagnosing faults in digital systems.
3. Implement ATPG and path sensitization methods for fault detection in combinational and sequential circuits and implement scan chain-based testing.
4. Apply D, FAN, and PODEM algorithms for fault detection and implement design-for-testability techniques in digital circuits.
5. Adopt DFT methodologies to enhance testability, generate test patterns, and implement BIST for efficient fault detection in digital systems.

**UNIT 1**

Role of testing in VLSI Design flow, Testing at different levels of abstraction, Fault, error, defect, diagnosis, yield, Types of testing, Rule of Ten, Defects in VLSI chip. Modelling basic concepts, Functional modelling at logic level and register level, structure models, logic simulation, delay models. Various types of faults, Fault equivalence and Fault dominance in combinational sequential circuits.

**UNIT II**

Fault simulation applications, General fault simulation algorithms- Serial, and parallel, Deductive fault simulation algorithms.

**UNIT III**

Combinational circuit test generation, Structural Vs Functional test, ATPG, Path sensitization methods. Difference between combinational and sequential circuit testing, five and eight valued algebra, and Scan chain-based testing method.

#### **UNIT IV**

D-algorithm procedure, Problems, PODEM Algorithm. Problems on PODEM Algorithm. FAN Algorithm. Problems on FAN algorithm, Comparison of D, FAN and PODEM Algorithms. Design for Testability, Ad- hoc design, Generic scan-based design.

#### **UNIT V**

Classical scan-based design, System level DFT approaches Test pattern generation for BIST, Circular BIST. BIST Architectures. Testable memory design- Test algorithms- Test generation for Embedded RAMs.

#### **Textbooks:**

1. M. Abramovici, M. Breuer, and A. Friedman, —Digital Systems Testing and Testable Design, IEEE Press, 1990.
2. M. Bushnell and V. Agrawal, —Essentials of Electronic Testing for Digital, Memory & Mixed-Signal VLSI Circuits, Kluwer Academic Publishers, 2000

#### **References:**

1. Stroud, —A Designer's Guide to Built-in Self-Test, Kluwer Academic Publishers, 2002
2. V. Agrawal and S.C. Seth, Test Generation for VLSI Chips, Computer Society Press. 1989

25AEC4H05	<b><u>FPGA ARCHITECTURES</u></b>	<b>L</b>	<b>T</b>	<b>P</b>	<b>C</b>
	<b>Honors with VLSI specialization</b>	3	0	0	3

**Course Objectives:**

1. To explore the evolution, design flow, and applications of FPGAs in modern digital systems.
2. To design and implement digital systems using Programmable Logic Devices (PLDs) for complex operations.
3. To study FPGA/CPLD architectures, programming technologies, and commercially available FPGA families.
4. To analyze the architecture, functionality, and performance impact of FPGAs and CPLDs.
5. To understand FPGA routing architectures, routing strategies, and their implementation in modern FPGA families like Kintex-7, Virtex-7, and Artix-7.

**Course Outcomes:**

**At the end of this course, the students will be able to**

1. Explain FPGA architecture, design process, and real-world applications in digital circuit implementation.
2. Develop efficient digital circuits such as universal blocks, memory units, floating-point multipliers, and barrel shifters using PLDs.
3. Analyze FPGA/CPLD programming technologies and compare commercially available FPGA architectures like Xilinx, Actel, and Altera.
4. Evaluate FPGA/CPLD building blocks, routing structures, and delay models for efficient digital design.
5. Understand FPGA routing structures, analyze routing strategies, and apply them in real-world FPGA applications using Kintex-7, Virtex-7, and Artix-7.

**UNIT 1**

**Introduction to FPGAs:** Evolution of programmable devices, FPGA Design flow, Applications of FPGA.

**UNIT II**

**Design Examples using PLDs:** Design of Universal block, Memory, Floating point multiplier, Barrel shifter.

**UNIT III**

**FPGAs/CPLDs:** Programming Technologies, Commercially available FPGAs, Xilinx's Vertex and Spartan, Actel's FPGA, Altera's FPGA/CPLD.

#### UNIT IV

**Building blocks of FPGAs/CPLDs:** Configurable Logic block functionality, Routing structures, Input/output Block, Impact of logic block functionality on FPGA performance, Model for measuring delay.

#### UNIT V

**Routing Architectures:** Routing terminology, general strategy for routing in FPGAs, routing for row – based FPGAs, introduction to segmented channel routing, routing for symmetrical FPGAs, example of routing in a symmetrical FPGA, general approach to routing in symmetrical FPGAs, independence from FPGA routing architectures, FPGA routing structures. FPGA architectural assumptions, the logic block, the connection block, connection block topology, the switch block, switch block topology, architectural assumptions for the FPGA

**CASESTUDY**–ApplicationsusingKintex-7,Viretex-7,Artix-7.

#### Textbooks:

1. John V. Oldfield and Richard C. Dorf, Field Programmable Gate Arrays: Reconfigurable Logic for Rapid Prototyping and Implementation of Digital Systems, Wiley-Interscience, 1995, 1<sup>st</sup>Edition.
2. FrankBruno,FPGAProgrammingforBeginners,Packt,2021.
3. FrankBrunoandGuyEschemann,TheFPGAProgrammingHandbook, Packt,2024,2<sup>nd</sup>Edition.
4. StephenD.Brown,RobertJ.Francis,JonathanRoseandZvonkoG.Vranesic,FieldProgrammable Gate Arrays, Springer Science+Business Media, LLC, 1992, 1<sup>st</sup>Edition.

#### References:

1. CliveMaxfield,TheDesignWarrior’sGuidetoFPGAs:Devices,ToolsandFlows,Elsevier-Newnes, 2004.
2. DatasheetsofArtix-7,Kintex-7,Virtex-7.

25AEC4H06	<b><u>ANALOG AND DIGITAL IC DESIGN LAB</u></b>	<b>L</b>	<b>T</b>	<b>P</b>	<b>C</b>
	<b>Honors with VLSI specialization</b>	0	0	3	1.5

**Course Objectives:**

1. To gain proficiency in designing and analyzing MOSFET-based analog circuits, including amplifiers and current mirrors.
2. To explore the implementation of feedback topologies and differential amplifiers to enhance circuit performance.
3. To enhance proficiency in simulating and optimizing two-stage operational amplifiers from schematic to post-layout.
4. To acquire proficiency in designing and simulating CMOS inverters and logic gates using EDA tools.
5. To explore various architectures for arithmetic circuits such as adders, shift registers, and multipliers.
6. To gain hands-on experience in functional simulation, timing analysis, and RTL-to-GDS-II implementation.

**Course Outcomes:**

**At the end of this course, the students will be able to**

1. Construct and evaluate single-stage and multi-stage amplifiers with various loads and feedback techniques.
2. Apply the principles of current sources, sinks, and mirrors for effective circuit biasing.
3. Implement and refine CMOS differential and two-stage operational amplifiers through post-layout simulations.
4. Construct and analyze CMOS inverters and logic gates with different design constraints and logic styles.
5. Implement and compare parallel adders, shift registers, and multipliers for performance optimization.
6. Develop and verify digital systems through functional simulation, static timing analysis, and post-synthesis verification.

**List of Experiments :**

**Any five experiments from each group (All circuit still post layout)**

**Analog IC Design Lab**

1. Lambda calculation for PMOS & NMOS, Transconductance plots,
2. Single transistor amplifier with different loads,
3. CS amplifier with source degeneration,
4. Cascode amplifier.
5. Basic current sink, Cascode current sink.
6. Basic current source, Cascode current source.
7. Basic current mirror, Wilson current mirror,
8. Cascode current mirror,

9. Feedback topologies,
10. CMOS differential amplifier with current mirror load.
11. Two stage Operational amplifier.

### **Digital IC Design Lab**

1. Design and Simulation of CMOS Inverter to study the transfer Characteristics by varying the design constraints using EDA Tools
2. Design and Simulation of logic gates using various logic styles and compare the performance. Design the following building blocks employing various architectures and develop HDL models:
  3. 32-bit Parallel adder using 8-bit adder module,
  4. 32-bit Shift register using 8-bit Shift register module
5. Combinational and sequential multipliers: 8 x 8 multiplier,
6. Combinational and sequential multipliers: 16 X 16 multipliers
7. Perform the functional simulation, Static Timing Analysis and post-synthesis timing verification RTL to GDS-II: Design any System as a case Study

### **Text Books:**

1. Behzad Razavi, Design of Analog CMOS Integrated Circuit, McGraw Hill Education, 2017, 2nd Edition.
2. Paul J. Hurst, Paul R. Gray, Robert G Meyer and Stephen H. Lewis, Analysis and Design of Analog Integrated Circuits, Wiley, 2024, 6th Edition.
3. Samir Palnitkar, Verilog HDL, Pearson Education, 2003, 2nd Edition.
4. Erik Brunv and, Digital VLSI Chip Design with Cadence and Synopsys CAD Tools, Pearson, 2011.

### **Reference Books:**

1. Randall L. Geiger, Phillip E. Allen and Noel R. Strader, VLSI Design Techniques for Analog and Digital Circuits, Tata McGraw-Hill Education, 1989.
2. David Johns, Tony Chan Carusone and Kenneth Martin, Analog Integrated Circuit Design, Wiley, 2011, 2nd Edition.
3. Joseph Cavanagh, Verilog HDL Design Examples, CRC Press, 2018.
4. Blaine Readler, Verilog by Example: A Concise Introduction for FPGA Design, Full ARC Press, 2011.

25AEC4H07	<b><u>PHYSICAL DESIGN AUTOMATION LAB</u></b>	<b>L</b>	<b>T</b>	<b>P</b>	<b>C</b>
	<b>Honors with VLSI specialization</b>	0	0	3	1.5

**Course Objectives:**

1. To implement and analyze graph algorithms used in physical design automation for VLSI.
2. To study and apply line sweep algorithms for solving computational geometry problems efficiently.
3. To explore partitioning algorithms for efficient circuit design, including group migration, simulated annealing, and metric allocation methods.
4. To analyze various floor planning algorithms for VLSI design, focusing on constraint-based, hierarchical, and optimization techniques.
5. To study and apply routing algorithms for efficient pathfinding in VLSI design and network communication.

**Course Outcomes:**

**At the end of this course, the students will be able to**

1. Apply graph-based algorithms to solve problems like spanning trees, shortest paths, and Steiner trees in VLSI design.
2. Implement and analyze line sweep and extended line sweep methods for geometric problem-solving.
3. Apply partitioning techniques to optimize circuit design using algorithms like Kernighan-Lin, simulated annealing, and metric allocation.
4. Utilize floor planning algorithms to optimize area, performance, and layout efficiency in VLSI design.
5. Implement and analyze two-terminal and multi-terminal routing algorithms for optimal interconnection in circuits and networks.

**List of Experiments: Any ten experiments are to be conducted (Minimum one from each group)**

- I. Graphalgorithms
  1. Graph search algorithms
    - Depth first search
    - Breadth first search
  2. Spanning tree algorithm
    - Kruskal's algorithm
  3. Shortest path algorithm
    - Dijkstra algorithm
    - Floyd-Warshall algorithm
  4. Steiner tree algorithm
- II. Computational geometry algorithm

1. Line sweep method
2. Extended line sweep method
- III. Partitioning algorithms
  1. Group migration algorithms
    - Kernighan –Lin algorithm
    - Extensions of Kernighan-Lin algorithm
      - Fiduccias –Mattheyses algorithm
      - Goldberg and Burstein algorithm
  2. Simulated annealing and evolution algorithms
    - Simulated annealing algorithm
    - Simulated evolution algorithm
  3. Metric allocation method
- IV. Floor planning algorithms
  1. Constraint based methods
  2. Integer programming based methods
  3. Rectangular dualization based methods
  4. Hierarchical tree based methods
  5. Simulated evolution algorithms
  6. Time driven Floorplanning algorithms
- V. Routing algorithms
  1. Two terminal algorithms
    - Maze routing algorithms
      - Lee’s algorithm
      - Soukup’s algorithm
      - Hadlock algorithm
    - Line-Probe algorithm
    - Shortest path based algorithm
  2. Multi terminal algorithm
    - Stenier tree based algorithm
      - SMST algorithm
      - Z-RST algorithm